





Your Action	In a bit more detail	Looking for inspiration
<p>Put on a Fairtrade event</p>  <p>Pathway: Community</p>	<p>Inform the wider school community of the importance of consuming Fairtrade, which demands the highest standards from business and government, ensuring people and planet are not exploited to create the products we all enjoy.</p> <p>Co-benefits</p> <p>Holding an event can contribute to a Fairtrade School Award and becoming a Fairtrade School means joining a worldwide movement.</p>	<p>Once your students have learnt about Fairtrade whether that be through the teaching resources or by having a speaker visit the school. The next step would be to take action by running a Fairtrade event.</p> <p>This could be a Fairtrade bake sale, a Fairtrade fashion show or running a stall at a local event to raise awareness of Fairtrade.</p>
<p>Students to take part in a litter survey</p>  <p>Pathway: Community</p>	<p>Litter not only makes our environment look unpleasant, but it impacts the health of thousands of animals every year, as well as reaching and polluting our oceans and rivers.</p> <p>Co-benefits</p> <p>In the process students will be clearing up litter in their local area.</p>	<p>In Marine Conservation Society's Litter in the Environment lesson plan and worksheets, students will experience litter in the environment first-hand by taking part in a litter survey. Results will then be analysed, looking at the sources and properties of litter, considering how it could impact the environment.</p>
<p>Designate a No Mow Zone in the school grounds</p>  <p>Pathway: Campus</p>	<p>Leaving an area of grass to grow is beneficial for biodiversity.</p> <p>Leaving an area of grass to grow wild can simply mean not cutting the grass in the Spring. The grass will grow and wild flowers are likely to appear, but it will need cutting back in late Summer.</p> <p>1) Talk to senior leaders to contact and discuss the No Mow Plan with the grounds maintenance team.</p> <p>2) Agree a new mowing regime depending on how you want to manage the area. Wild flowers will grow through the grass but it will not be a wild flower meadow as this needs the grass to be removed and the area seeded.</p> <p>3) Work with the Eco team or classes to compare the biodiversity before the grass grows and when it is long.</p> <p>Co-benefits:</p> <p>Having wildlife in the grounds can be woven into a richer curriculum.</p>	<p>The No Mow May project advises that grass is not mown during the month of May. If you want to create a wild area go to The Wildlife Trust. If you want information on creating a wild flower meadow go to the RHS.</p> <p>This action supports the key area of "our natural environment" which is part of the GMCA's 5 year environment plan.</p>

Your School's Climate Action Plan

Holy Family Catholic Primary School - 27/03/25

Your Action	In a bit more detail	Looking for inspiration
<p>Students to learn how to save energy in their day to day life</p>  <p>Pathway: Curriculum</p>	<p>When we consume less power, we reduce the amount of greenhouse gases released by factories, conserve the earth's natural resources and protect ecosystems from destruction. By taking steps to reduce our energy intake, we are contributing to a healthier and happier world.</p> <p>Co-benefits</p> <p>Pre-prepared high quality lesson plan and supporting resources.</p>	<p>Young Citizens provide lesson plans through their subscription. In their Saving Energy lesson, students will learn what is meant by the term energy source. They will consider how they use energy in their lives and be introduced to the basic environmental concerns raised when creating electricity from burning fossil fuels or through nuclear reactions.</p> <p>Students will then be shown how they can help the environment through saving energy in their day to day lives.</p>