




# Holy Trinity Catholic Primary School Music Progression Map


Skill	Key Stage 1	Lower Key Stage 2	Upper Key Stage 2
<b>Performing</b> 	<p style="text-align: center;"><b>KS1 Music National Curriculum</b></p> <p>Pupils should be taught to use their voices expressively and creatively by singing songs and speaking chants and rhymes.</p> <p><b>Children can:</b></p> <ul style="list-style-type: none"> <li>• sing with good diction</li> <li>• begin to be able to sing in tune songs with a limited range</li> <li>• sing in time to a steady beat</li> <li>• Pupils should be taught to play tuned and untuned instruments musically.</li> </ul> <p><b>Children can:</b></p> <ul style="list-style-type: none"> <li>• name a variety of instruments</li> <li>• perform with a good sense of beat and rhythm</li> <li>• perform together in an ensemble</li> <li>• d. change the tempo or dynamics while playing an instrument</li> </ul>	<p style="text-align: center;"><b>KS2 Music National Curriculum</b></p> <p>Pupils should be taught to play and perform in solo and ensemble contexts, using their voices and playing musical instruments with increasing accuracy, fluency, control and expression.</p> <p><b>Children can:</b></p> <ul style="list-style-type: none"> <li>• sing with good diction</li> <li>• sing in tune songs with a limited range</li> <li>• sing a song with two or more parts</li> <li>• perform with expression</li> <li>• e. use correct technique to play instruments</li> </ul>	<p style="text-align: center;"><b>KS2 Music National Curriculum</b></p> <p>Pupils should be taught to play and perform in solo and ensemble contexts, using their voices and playing musical instruments with increasing accuracy, fluency, control and expression.</p> <p><b>Children can:</b></p> <ul style="list-style-type: none"> <li>• sing with good diction</li> <li>• sing in tune</li> <li>• sing a song with two or more parts, showing confidence at being able to maintain tempo and pitch</li> <li>• perform with accuracy and expression, showing an understanding of the context of the music</li> <li>• use correct technique to play instruments with improved confidence and accuracy</li> </ul>
Skill	Key Stage 1	Lower Key Stage 2	Upper Key Stage 2
<b>Listening</b> 	<p style="text-align: center;"><b>KS1 Music National Curriculum</b></p> <p>Pupils should be taught to listen with concentration and understanding to a range of high-quality live and recorded music.</p> <p><b>Children can:</b></p> <ul style="list-style-type: none"> <li>• begin to recognise different genres of music</li> </ul>	<p style="text-align: center;"><b>KS2 Music National Curriculum</b></p> <p>Pupils should be taught to listen with attention to detail and recall sounds with increasing aural memory.</p> <p><b>Children can:</b></p> <ul style="list-style-type: none"> <li>• find the beat in a piece of music</li> <li>• explain the tempo, dynamics and duration</li> </ul>	<p style="text-align: center;"><b>KS2 Music National Curriculum</b></p> <p>Pupils should be taught to listen with attention to detail and recall sounds with increasing aural memory.</p> <p><b>Children can:</b></p> <ul style="list-style-type: none"> <li>• find the beat in a piece of music</li> <li>• explain the tempo, dynamics, metre, timbre and duration of a piece of music</li> </ul>

# Holy Trinity Catholic Primary School Music Progression Map


	<ul style="list-style-type: none"> <li>begin to recognise instruments being played in a piece of music</li> <li>express their opinion about pieces of music</li> </ul>	<p>of a piece of music</p> <ul style="list-style-type: none"> <li>Pupils should be taught to appreciate and understand a wide range of high-quality live and recorded music drawn from different traditions and from great composers and musicians.</li> </ul> <p><b>Children can:</b></p> <ul style="list-style-type: none"> <li>recognise a range of music genres; recognise instruments being played in a piece of music</li> <li>express their opinion about pieces of music using appropriate musical vocabulary</li> <li>discuss similarities and differences in pieces of music</li> </ul>	<ul style="list-style-type: none"> <li>recognise orchestral instruments and describe their effect in a piece of music</li> <li>Pupils should be taught to appreciate and understand a wide range of high-quality live and recorded music drawn from different traditions and from great composers and musicians.</li> </ul> <p><b>Children can:</b></p> <ul style="list-style-type: none"> <li>recognise a range of music genres (including from around the world) and describe their characteristics</li> <li>name a variety of composers and artists associated with different genres of music</li> <li>recognise instruments being played in a piece of music</li> <li>express their opinion about pieces of music using appropriate musical vocabulary</li> <li>discuss similarities and differences in pieces of music and explain how composers and performers achieve this</li> </ul>
Skill	Key Stage 1	Lower Key Stage 2	Upper Key Stage 2
<p><b>Composing</b></p> 	<p><b>KS1 Music National Curriculum</b></p> <p>Pupils should be taught to experiment with, create, select and combine sounds using the inter-related dimensions of music.</p> <p><b>Children can:</b></p> <ul style="list-style-type: none"> <li>compose a simple tune using three or four notes</li> <li>create sound effects for a picture or</li> </ul>	<p><b>KS2 Music National Curriculum</b></p> <p>Pupils should be taught to improvise and compose music for a range of purposes using the inter-related dimensions of music.</p> <p><b>Children can:</b></p> <ul style="list-style-type: none"> <li>compose a tune using eight notes</li> </ul>	<p><b>KS2 Music National Curriculum</b></p> <p>KS2 Music National Curriculum Pupils should be taught to improvise and compose music for a range of purposes using the inter-related dimensions of music.</p> <p><b>Children can:</b></p> <ul style="list-style-type: none"> <li>create more complex tunes, thinking about their audience</li> <li>add lyrics to a composition</li> </ul>

# Holy Trinity Catholic Primary School Music Progression Map

	<p>story, thinking about how music can create a mood</p> <ul style="list-style-type: none"> <li>• write down their compositions using symbols, pictures or patterns</li> </ul>	<ul style="list-style-type: none"> <li>• compose music that has a recognisable structure (beginning, middle and end)</li> </ul>	<ul style="list-style-type: none"> <li>• compose music that has a recognisable structure (beginning, middle and end) that shows variation in timbre and dynamics</li> </ul>
--	--	---	---

Skill	Key Stage 1	Lower Key Stage 2	Upper Key Stage 2
<p><b>Notation</b></p> 		<p style="text-align: center;"><b>KS2 Music National Curriculum</b></p> <p>Pupils should be taught to use and understand staff and other musical notations.</p> <p><b>Children can:</b></p> <ul style="list-style-type: none"> <li>• recognise crotchets, quavers, semibreves and crotchet rests</li> <li>• begin to be able to recognise some notes on a treble clef staff</li> </ul>	<p style="text-align: center;"><b>KS2 Music National Curriculum</b></p> <p>Pupils should be taught to use and understand staff and other musical notations.</p> <p><b>Children can:</b></p> <ul style="list-style-type: none"> <li>• recognise crotchets, quavers, semibreves, crotchet and quaver rests</li> <li>• recognise notes on a treble clef staff</li> <li>• understand that notes are positioned differently on a bass clef</li> <li>• read, and play from, music notation</li> <li>• record their own compositions using music notation</li> </ul>

# Holy Trinity Catholic Primary School Music Progression Map

Skill	Key Stage 1	Lower Key Stage 2	Upper Key Stage 2
<p><b>Knowledge of Music</b></p> 		<p style="text-align: center;"><b>KS2 Music National Curriculum</b></p> <p>Pupils should be taught to develop an understanding of the history of music.</p> <p><b>Children can:</b></p> <p>a. name some composers and genres of music from different eras.</p>	<p style="text-align: center;"><b>KS2 Music National Curriculum</b></p> <p>Pupils should be taught to develop an understanding of the history of music.</p> <p><b>Children can:</b></p> <ul style="list-style-type: none"> <li>• name some composers and genres of music from different eras</li> <li>• b. name different musical periods.</li> </ul>