



# **Horizons Therapeutic Education Trust**

## **Admissions Policy**

Date updated	18 <sup>th</sup> June 2024
--------------	----------------------------

## **Document Version**

Document Version	Document Author/Owner	Role
1.0	Emma Grosvenor	Head of Provision

## **Document Governance**

Last Review Date	Adopted on 18 <sup>th</sup> June 2024 by Mark Conway on behalf of Trustees.
Next Review Date	Every 2 years, or sooner if circumstances require it.
Amendments Made	
Circulation	This Framework is to be made available to all HTET employees and Trustees.
Information Classification	Not Protected.

## **CONTENTS**




<b>Section</b>		<b>Page Number</b>
<b>1</b>	Introduction	4
<b>2</b>	Key principles	4
<b>3</b>	What are the criteria for referral?	5
<b>4</b>	Post 16 referrals	5
<b>5</b>	Referrals from social care	5
<b>6</b>	Further information	6
<b>Appendices</b>		<b>Page Number</b>
Appendix A	Key decision-making flow chart	7

## 1. INTRODUCTION

Only the Local Authority and Mental Health Service (CAMHS) can make a referral to the Therapeutic Education provision.

**Horizons Therapeutic Education Trust is not a provision that can be consulted or named via the EHCP statutory Process, and as such, will not be considered by Somerset SEND Team.**

We would expect there to be a nominated professional to liaise with and work alongside, while the young person is supported by our service and who will continue to support the young person once they have been discharged. The decision making is jointly held to access therapeutic education provision (and wider Homes and Horizons provision) by:



-  The Director of Children's Social Care (Somerset Council)
-  The Senior Service Manager and Deputy Head of CAMHS (Somerset FT)
-  The Director of Inclusion and Education can also endorse education engagement for the Therapeutic Education.

These decision makers (or their designated nominee) form the Strategic Partnership Panel to decide on admittance into provision, as outlined in the diagram Appendix1.


## 2. KEY PRINCIPLES

Somerset Council, in Partnership with the Shaw Trust, Homes to Inspire, and the Somerset NHS Foundation Trust (CAMHS) work to provide Homes and Horizon's Provision. The Horizon's Therapeutic Education Trust admissions is a joint responsibility with the Trust and the wider Partnership.

The provision is for young people with the most complex needs, who have experienced significant trauma and disruption. It is aimed at:

-  Those at significant risk of entering Tier 4 in patient CAMHS provision risk (or to support their discharge from this provision and assist them to move out of this provision more quickly).
-  Those young people who are looked after by the Local Authority (or at significant risk of CLA) and are at significant risk of being placed out of County due to previous home and placement breakdown. The provision would also actively work to support placement security across the Strategic Partnership's Homes & Horizon's portfolio of work, for example those young people within higher needs foster care placements would be able to access full time provision.

If the above cohort of young people are supported, and referrals do not exceed the capacity of the provision a third cohort of children will also be offered support:

-  Those with significant need for therapeutic educational approach, which cannot be met from the offer of existing special schools or PRUs within Somerset.






The provision aims to reduce the risk of 'cliff edges' in support, and where young people do not have a future setting to progress onto, priority should be given to their support.

The expectation would be that young people would attend this full-time provision as quickly as possible, once accessing the Horizons Therapeutic Education Trust umbrella of care provision, if they required it. This would include intense work to visit young people not engaging in school to get them to the provision. The aim would be to start young people at this provision as soon as they move into one of our

homes or foster care placements, unless they were already successfully accessing full time education elsewhere.



### 3. WHAT ARE THE CRITERIA FOR REFERRAL?

The young person:

-  Is aged 11 to 18 years (usually young people will be between 11-16 years of age, but where a young person needs continued support post Year 11, and is already in the service support can continue to ensure a 'cliff edge' is avoided, whilst a robust plan to support a young person into education, training or employment is put in place. In exceptional circumstances a Year 12 or 13 student may be admitted).
-  Has significant mental health, emotional, behavioural, social and educational difficulties which are likely to lead to family or placement breakdown leading to the need to place the child in out of county provision.
-  Is an active case in Tier 3 CAMHS or Somerset Children's Services, with a designated CAMHS consultant or case holding social worker and at significant risk of entering a Tier 4 provision.
-  Is currently in Tier 4 or Out of County provision with a plan to return to their community in Somerset, and the move back to Somerset requires this input to ensure it is a robust transition plan.
-  Has presented as a psychiatric emergency requiring assessment for Tier 4 admission.

### 4. POST 16 REFERRALS





Usually, young people will be between 11-16 years of age, but:

-  where a young person needs continued support post Year 11 and is already in the service support can continue to ensure a 'cliff edge' is avoided, whilst a robust plan to support a young person into education, training or employment is put in place.
-  In exceptional circumstances a Year 12 or 13 student may be admitted, where it is essential to support that young person back into wider Education, training and employment and where there is a significant risk of young people needing to move into out of County placements and/or a Tier 4 provision.

### 5. REFERRALS FROM SOCIAL CARE

Social Workers from Assessment, Child in Need, Child Protection and Care Proceedings and Looked After Children's Teams can refer to our service.

Any of the following Services currently working with a young person can ask a young person's social worker to refer them to our service:

-  **Fostering Service** - Supervising social workers and managers can suggest a referral is made to Horizons Therapeutic Education Trust by the young person's social worker where it is evident that the young person's placement is at risk and specialist intervention would assist in stabilising it.
-  **Residential Homes** - Residential staff and managers can suggest a referral is made to Horizons Therapeutic Education Trust, through young person's social worker.
-  **The Placement Panel** can identify young people referred to them for Horizons Therapeutic Education Trust, or out of county fostering or residential placement.
-  **Placements Team** - Any young people referred to Placements Team, where a referral to Horizons Therapeutic Education Trust has not been made, should be referred to Horizons Therapeutic Education Trust, preferably prior to their referral to the Placements team so that

efforts can be made by Horizons Therapeutic Education Trust to support the current placement and prevent the young person moving out of county.

In all cases the key decision making is outlined in the flow chart in the appendix.

## **6. FOR FURTHER INFORMATION**

If you have any queries about making a referral, please contact us and we will be very happy to talk with you.

## Appendix A: KEY DECISION MAKING PROCESS

