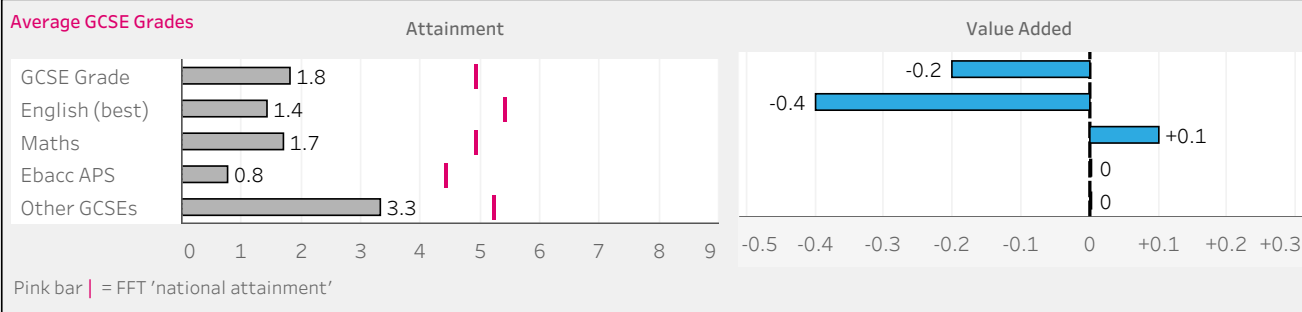
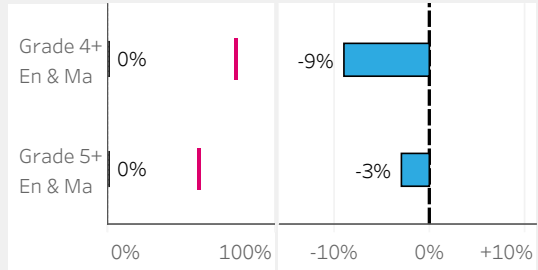


Avg. GCSE Grade		Attendance	
School	Nat.	Cohort	Nat. Y11
1.8	4.6	73%	89.4%

Hope High School (8887104)

GCSE Pupils	14
With KS2	10

	School Attainment	FFT Nat. 2023	FFT Nat. 2022	School Value Added
GCSE Grade	1.8	4.6	4.9	-0.2
English (best)	1.4	5.1	5.4	-0.4
Maths	1.7	4.7	4.9	+0.1
Ebac APS	0.8	4.2	4.4	0.0
Other GCSEs	3.3	4.8	5.2	0.0
Grade 4+ En & Ma	0%	67%	71%	-9%
Grade 5+ En & Ma	0%	47%	51%	-3%

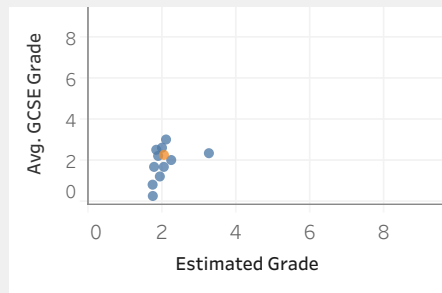


Pupil groups

	Pupils	Average GCSE Grade	Average GCSE Value Added	English (best) Grade	English Value Added	Maths Grade	Maths VA	Attendance
All Pupils	14	1.8	-0.2	1.4	-0.4	1.7	+0.1	73%
Female	2	2.1	+0.2	2.0	-0.1	2.0	+1.0	61%
Male	12	1.8	-0.2	1.3	-0.4	1.7	0.0	75%
Higher	1	2.3	-0.9	3.0	-0.4	5.0	+1.8	81%
Lower	9	1.7	-0.2	1.4	-0.3	1.7	+0.1	71%
FSM6	6	1.9	0.0	1.5	-0.2	1.3	-0.1	69%
Not FSM6	8	1.7	-0.3	1.4	-0.6	2.0	+0.2	77%
EHCP	14	1.8	-0.2	1.4	-0.4	1.7	+0.1	73%
Autumn	4	1.7	-0.2	0.8	-0.9	1.5	-0.1	66%
Spring	3	2.0	0.0	1.0	-0.6	1.0	-0.4	79%
Summer	7	1.8	-0.3	2.0	+0.1	2.1	+0.5	75%

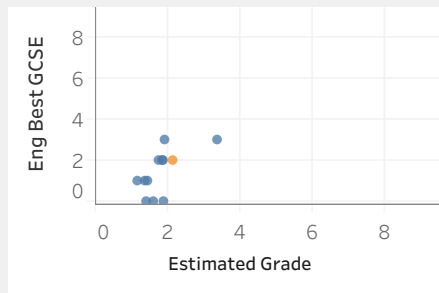
Average Grade: Estimated Grade

Female (orange) | Male (blue)



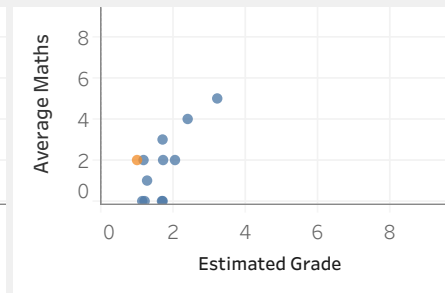
English (best): Estimated Grade

Female (orange) | Male (blue)



Maths: Estimated Grade

Female (orange) | Male (blue)



Show on X axis: Estimated Grade