

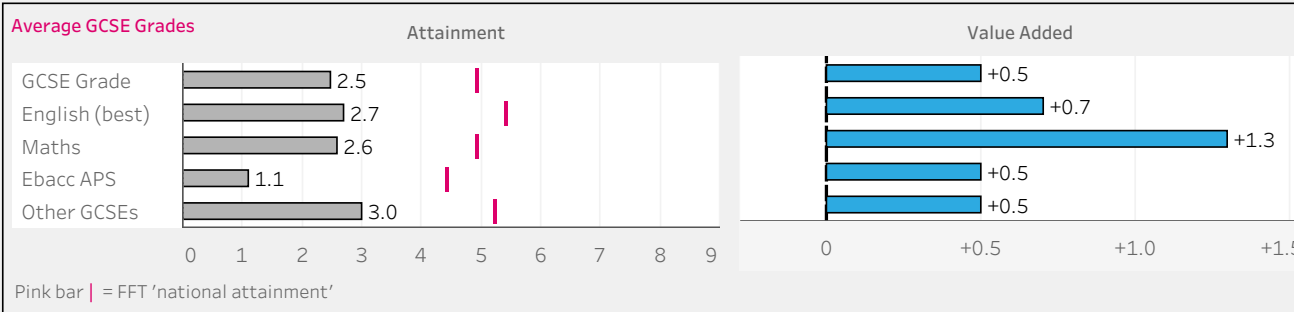
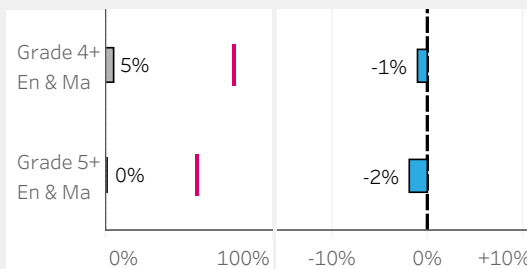
| Avg. GCSE Grade | | Attendance | |
|-----------------|------|------------|----------|
| School | Nat. | Cohort | Nat. Y11 |
| 2.5 | 4.9 | 74% | 87.9% |

Hope High School (8887104)

| | |
|-------------|----|
| GCSE Pupils | 19 |
| With KS2 | 19 |

Attendance (COVID X): X = Absent r1.1

| | School Attainment | FFT Nat. 2022 | FFT Nat. 2021 | School Value Added |
|------------------|-------------------|---------------|---------------|--------------------|
| GCSE Grade | 2.5 | 4.9 | 5.1 | +0.5 |
| English (best) | 2.7 | 5.4 | 5.5 | +0.7 |
| Maths | 2.6 | 4.9 | 5.1 | +1.3 |
| Ebac APS | 1.1 | 4.4 | 4.6 | +0.5 |
| Other GCSEs | 3.0 | 5.2 | 5.4 | +0.5 |
| Grade 4+ En & Ma | 5% | 71% | 75% | -1% |
| Grade 5+ En & Ma | 0% | 52% | 54% | -2% |

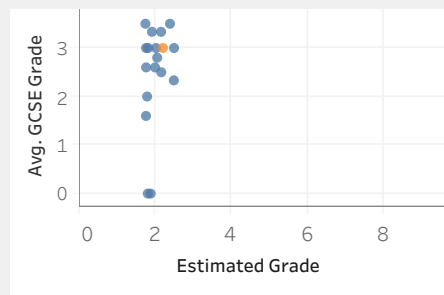


Pupil groups

| | Pupils | Average GCSE Grade | Average GCSE Value Added | English (best) Grade | English Value Added | Maths Grade | Maths VA | Attendance |
|------------|--------|--------------------|--------------------------|----------------------|---------------------|-------------|----------|------------|
| All Pupils | 19 | 2.5 | ● +0.5 | 2.7 | ● +0.7 | 2.6 | ● +1.3 | ● 74% |
| Female | 1 | 3.0 | ● +0.8 | 4.0 | ● +1.2 | 2.0 | ● +1.5 | ● 35% |
| Male | 18 | 2.4 | +0.5 | 2.6 | ● +0.6 | 2.6 | ● +1.3 | ● 76% |
| Middle | 2 | 2.7 | +0.2 | 2.5 | -0.2 | 3.5 | ● +1.3 | ● 87% |
| Lower | 17 | 2.5 | ● +0.6 | 2.7 | ● +0.8 | 2.5 | ● +1.3 | ● 72% |
| FSM6 | 10 | 2.4 | +0.4 | 2.8 | ● +0.6 | 2.3 | ● +1.0 | ● 81% |
| Not FSM6 | 9 | 2.5 | ● +0.7 | 2.6 | ● +0.8 | 2.9 | ● +1.7 | ● 65% |
| EHCP | 19 | 2.5 | ● +0.5 | 2.7 | ● +0.7 | 2.6 | ● +1.3 | ● 74% |
| Autumn | 8 | 2.7 | ● +0.8 | 2.5 | ● +0.7 | 3.0 | ● +1.9 | ● 74% |
| Spring | 6 | 2.0 | -0.2 | 2.0 | -0.4 | 2.0 | ● +0.6 | ● 61% |
| Summer | 5 | 2.7 | ● +1.0 | 3.8 | ● +2.3 | 2.6 | ● +1.2 | ● 88% |

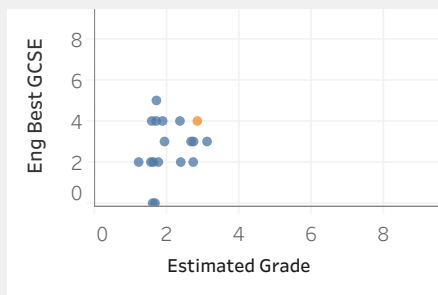
Average Grade: Estimated Grade

Female (orange) | Male (blue)



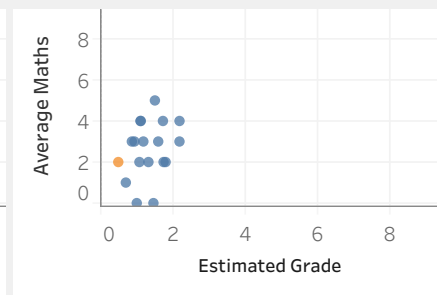
English (best): Estimated Grade

Female (orange) | Male (blue)



Maths: Estimated Grade

Female (orange) | Male (blue)



Show on X axis: Estimated Grade