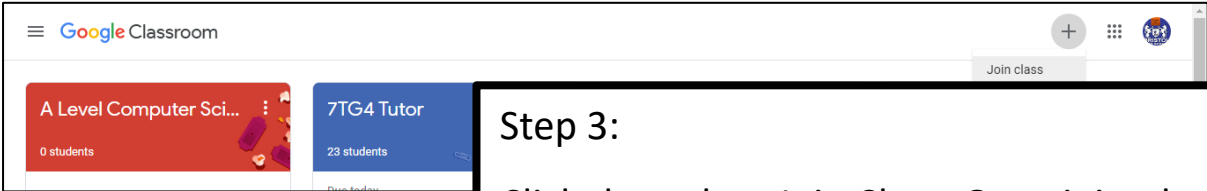
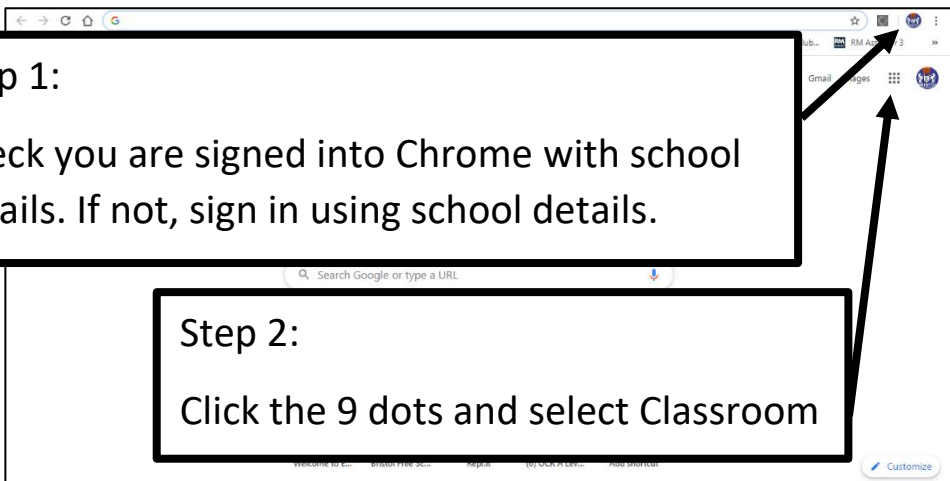


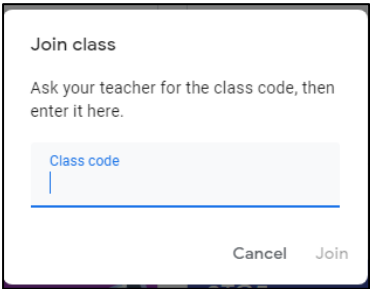
# How to use Google Classrooms – Student Guide

**Step 1:**  
Check you are signed into Chrome with school details. If not, sign in using school details.

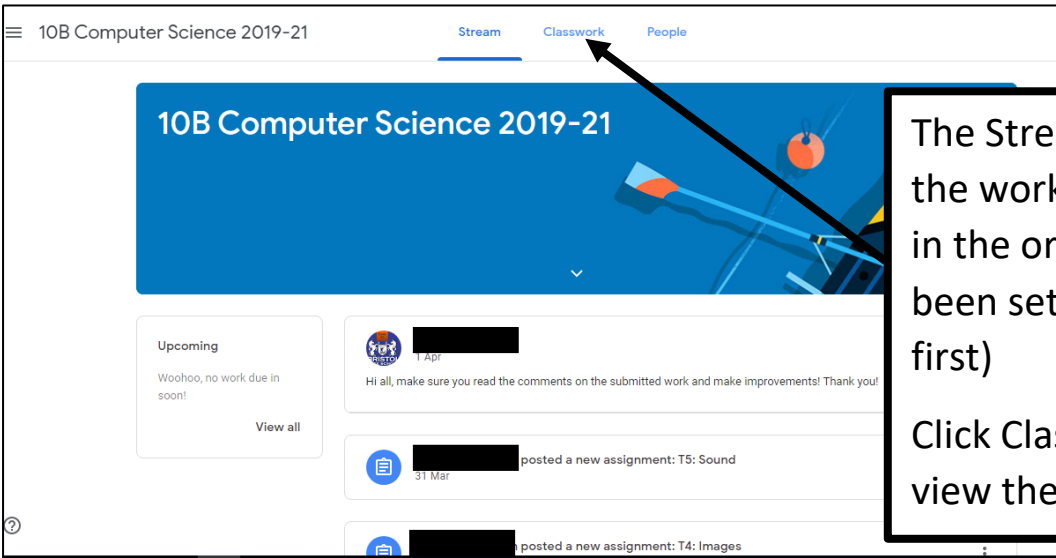
**Step 2:**  
Click the 9 dots and select Classroom



**Step 3:**  
Click the + then Join Class. Once joined, all your classes will appear here.

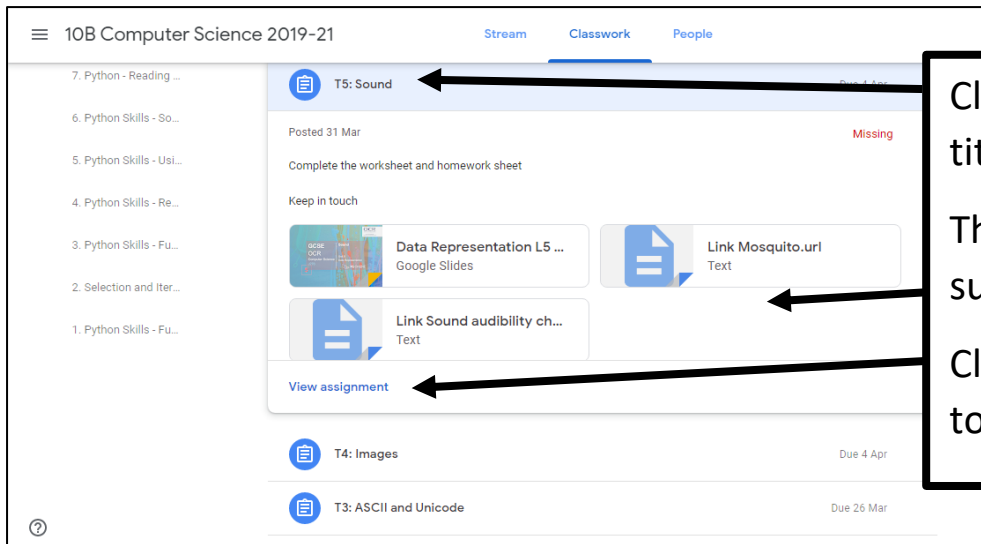


Enter the code given to you by your teacher



The Stream shows you the work/comments in the order it has been set (most recent first)  
Click Classwork to view the whole course

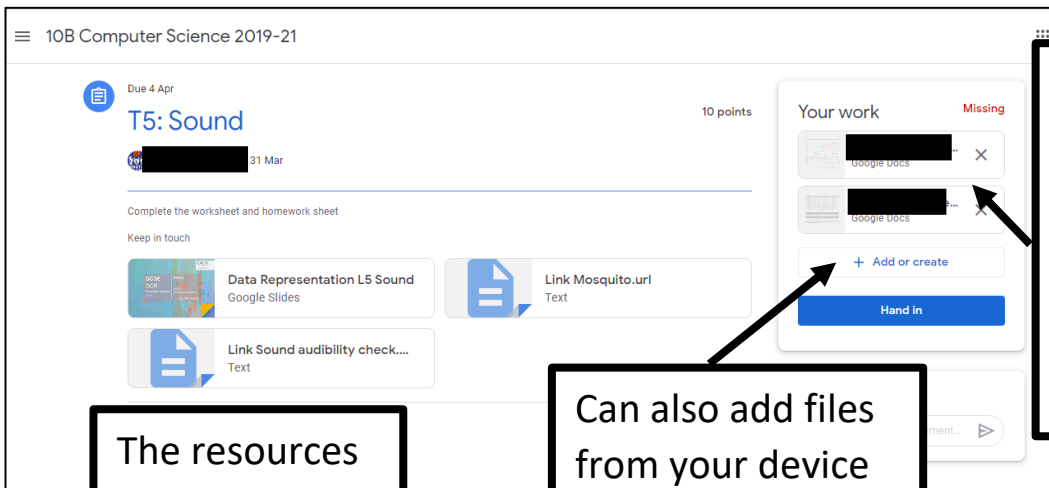
# How to use Google Classrooms – Student Guide



Click on an assignment title to expand it.

The resources to support will be visible.

Click View Assignment to see the actual work

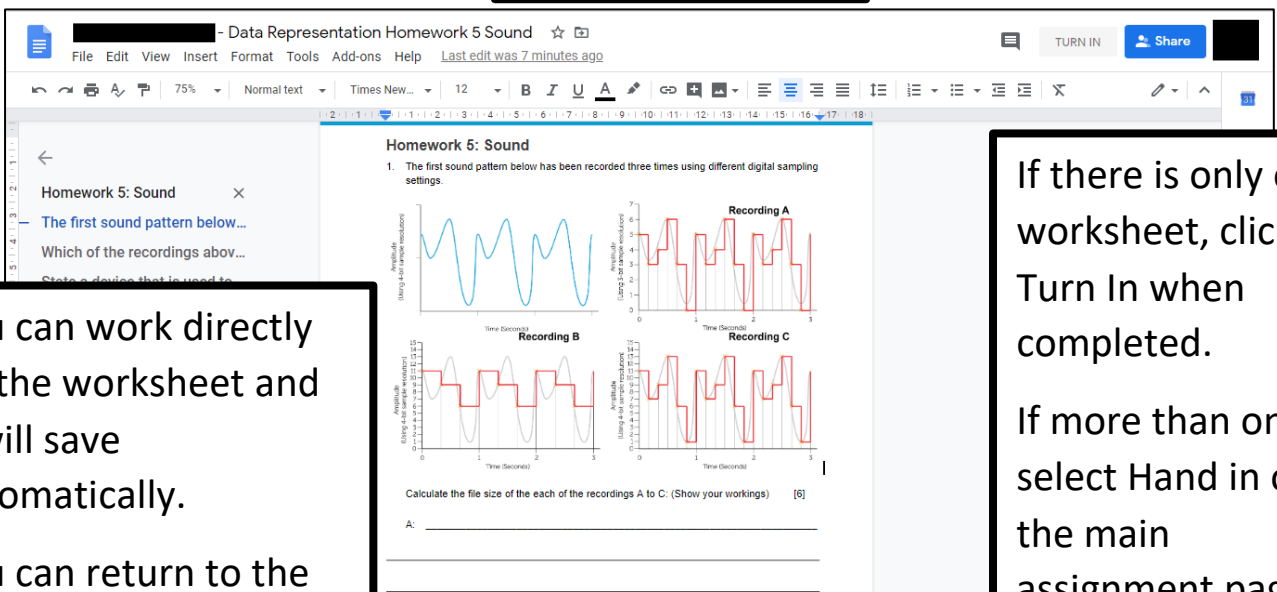


The resources to support you

Can also add files from your device or create a new blank file.

The worksheets for you to complete (it will have your name on)

Click on them and they will open.



You can work directly on the worksheet and it will save automatically.

You can return to the worksheet as much as is needed before Handing In.

If there is only one worksheet, click Turn In when completed.

If more than one, select Hand in on the main assignment page

# How to use Google Classrooms – Student Guide

10B Computer Science 2019-21

Due 4 Apr

## T5: Sound

10 points

31 Mar

Complete the worksheet and homework sheet

Keep in touch

Data Representation L5 Sound  
Google Slides

Link Sound audibility check...  
Text

Class comments

Your work **Handed in late**

Google Docs

Google Docs

Unsubmit

Private comments

Add private comment...

If you need to edit after submitting, click Unsubmit Then Hand In again

10B Computer Science 2019-21

## T5: Sound

4/10

31 Mar

Complete the worksheet and homework sheet

Your work **Marked**

Google Docs

Google Docs

+ Add or create

Resubmit

1 private comment

Great understanding overall. Well done.

Next time: Answer every question and use the resources to help you use the correct key words

When it has been marked, you will receive a feedback from your teacher. This will take the form of some or all of the following:

- A mark
- Overall Comment
- Individual comments on the worksheet (click to view)

- Data Representation Homework 5 Sound

Format Tools Add-ons Help See new changes

Normal text Arial 11 B I U A

Recording B

Recording C

Amplitude

Amplitude

TURN IN Share

12:03 Today

Resolve

3/6

Good attempt. You need to complete all three calculations and show your workings for full marks.

Reply...

- Read the comment(s)
- Using a different colour font (red), improve your answer
- And/or reply to the comment
- Click Resolve
- Hand In again