



# The Parents' Guide to Google Classroom

# What is Google Classroom?

Think of Google Classroom (GC) as your child's digital link to learning.

Teachers use GC to share assignments, homework, newsletters, and much more with students AND parents!



# Getting Started



Your child was provided with a secure login and password that is unique to them.

Check with his/her teacher to obtain this private information OR ask them to add you as a parent via email!

# Getting Started



1

Click on the Google  
Chrome browser  
icon.

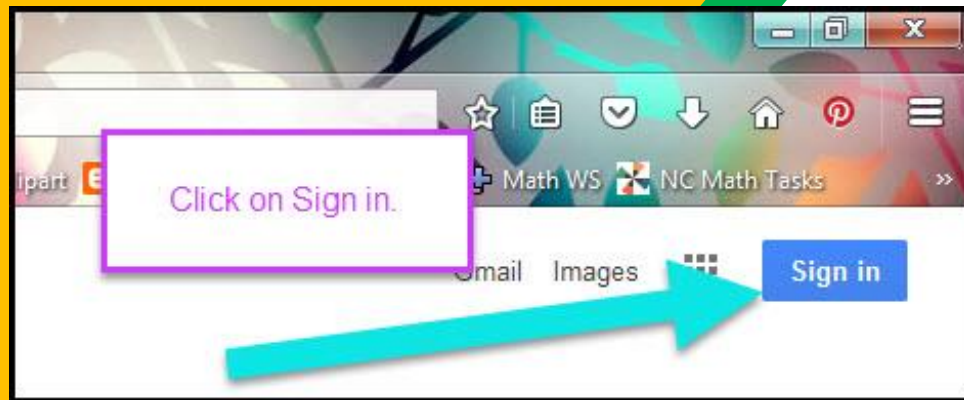
# Getting Started



2

Type [www.google.com](http://www.google.com)  
into your web  
address bar.

# Getting Started



3

Click on **SIGN IN** in the upper right hand corner of the browser window.

# Getting Started

Google

Hi Tanya  
bratton@opsb.info

Enter your password

Forgot password?

NEXT

Click on Next

4

Type in your child's or your  
**Google Email address**  
& click "next."

The email address begins with the login the use to access the school laptops. They should know this. An example is bloggj042.887

They follow this with the following: @apps.inspireacademy.org.uk

The whole email address to log into google will look like this example:

bloggj042.887@apps.inspireacademy.org.uk

# Getting Started

Google

Hi Tanya  
bratton@opsb.info

Enter your password

Forgot password?

NEXT

Click on Next

5

Type in your  
**PASSWORD**  
& click "next."

The password is the same one that your child/ward uses to log into the school laptops. It is usually a random word followed by one number e.g. salmon3



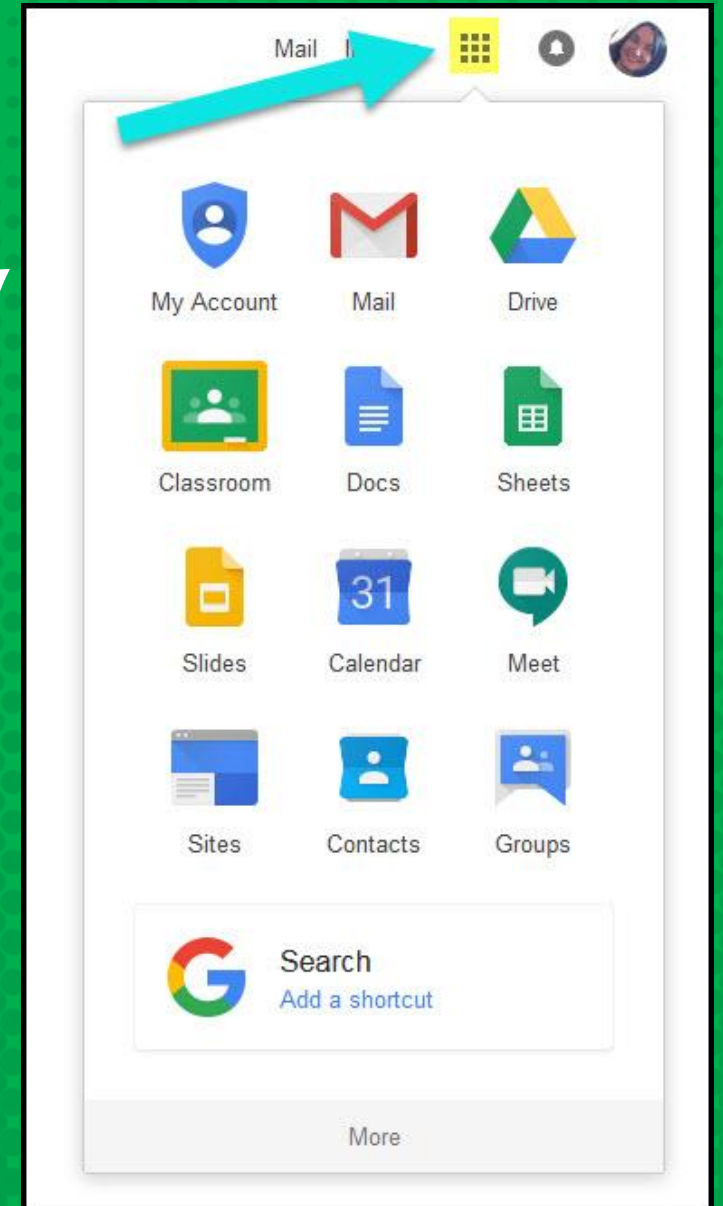


***NOW YOU'LL SEE***

that you are signed in to  
your Google Apps for  
Education account!

# GOOGLE SUITE

Click on the 9 squares (Waffle/Rubik's Cube) icon in the top right hand corner to see the Google Suite of Products!



# GOOGLE ICONS TO RECOGNIZE:



CHROME



DOCS



DRIVE



SLIDES



SHEETS



FORMS



CALENDAR



GMAIL



PHOTOS



MAPS



KEEP



CLASSROOM



MEET



HANGOUTS



SITES



CONTACTS



CLOUD



CLOUD SEARCH



YOUTUBE



NEWS



VAULT



MY ACCOUNT

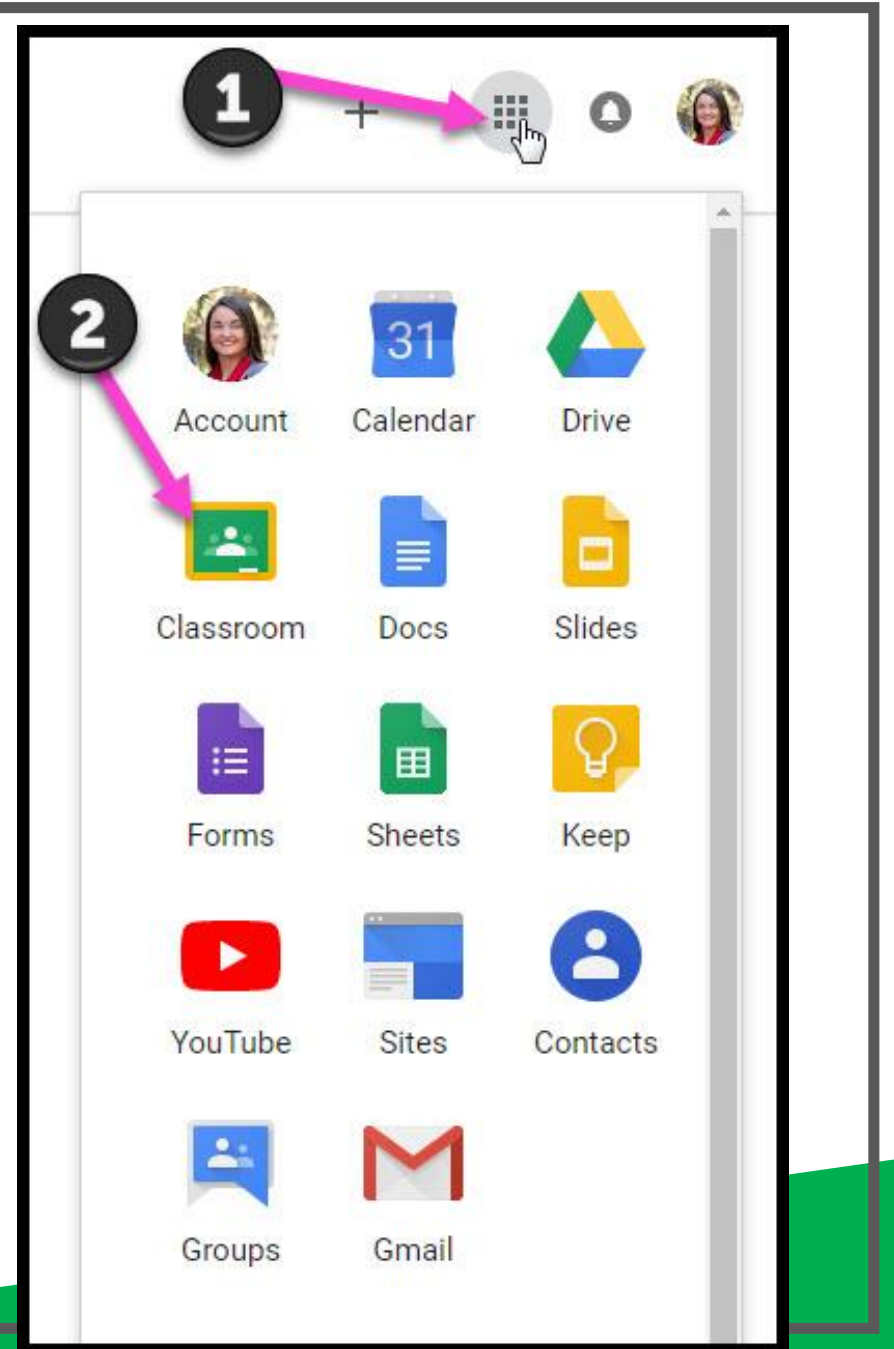


GROUPS

# Navigating Classroom

1

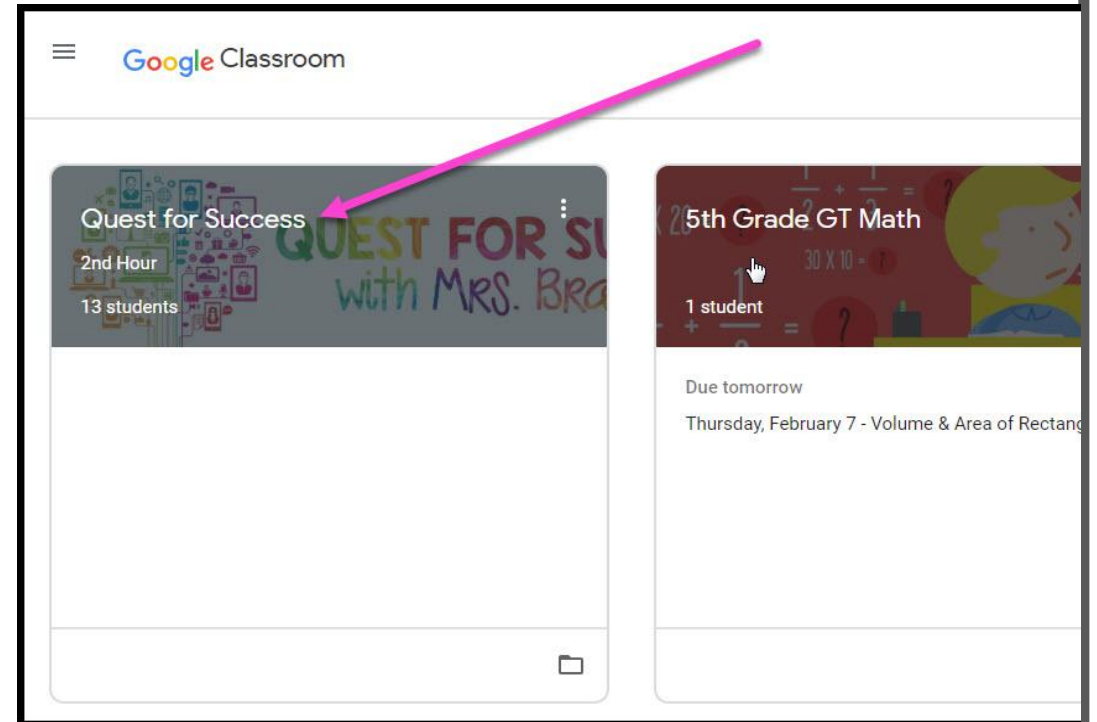
Click on the waffle button and then the [Google Classroom](#) icon.



# Navigating Classroom

2

Click on the class you wish to view.

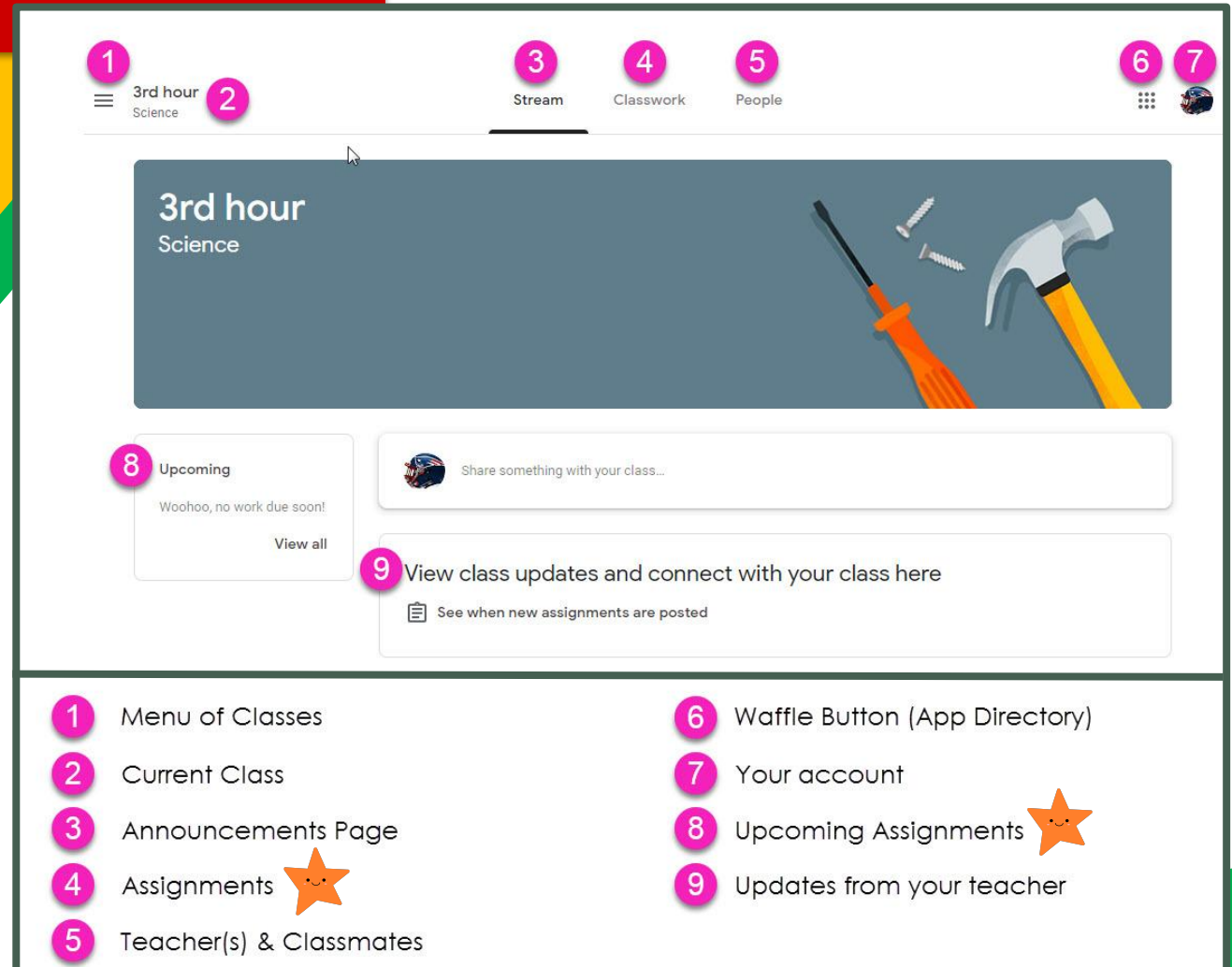


# Navigating Classroom



 = High Interest for Parents

# 3

Page tools  
(Left side)



The screenshot shows a Classroom page for '3rd hour Science'. The interface includes a top navigation bar with a menu icon (1), the current class name (2), and tabs for Stream (3), Classwork (4), and People (5). On the right side of the top bar are a Waffle Button (6) and a user profile icon (7). The main content area features a header for the class (2) with a background image of tools, an 'Upcoming' section (8) with a 'View all' link, a sharing box, and a section for class updates (9) with a 'See when new assignments are posted' option.

- 1 Menu of Classes
- 2 Current Class
- 3 Announcements Page
- 4 Assignments 
- 5 Teacher(s) & Classmates
- 6 Waffle Button (App Directory)
- 7 Your account
- 8 Upcoming Assignments 
- 9 Updates from your teacher

# Navigating Classroom

4

Assignment  
details

The screenshot displays the Classroom interface with the following elements and callouts:

- 1** Classwork Tab
- 2** View your work
- 3** Google Calendar and Class Drive folder
- 4** People
- 5** All topics
- 6** Benchmark Tests
- 7** Assignment Title: For the Week of September 2 - 6
- 8** Assignment Due Date: Due Today
- 9** Assignment Status: Assigned
- 10** Attached files/links: Day 1 - Multistep Equatio... PDF, Day 2 - Variables on Both... PDF, Day 3 - Infinite & No Solu... PDF, Day 4 - Algebraic Propor... PDF
- 11** Click to view assignment

1	Classwork Tab	5	Topics available	9	Assignment Status
2	See your Grades	6	Topic Headings	10	Attached files/links
3	See Due Dates	7	Assignment Title	11	Click to view assignment
4	View your files	8	Assignment Due Date		

# ACCESS

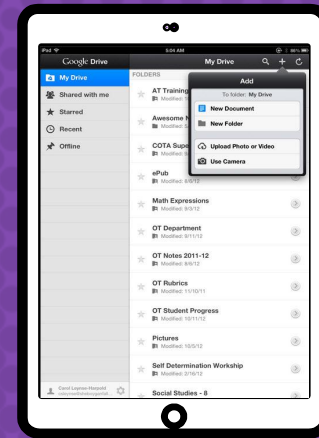
# ANYWHERE



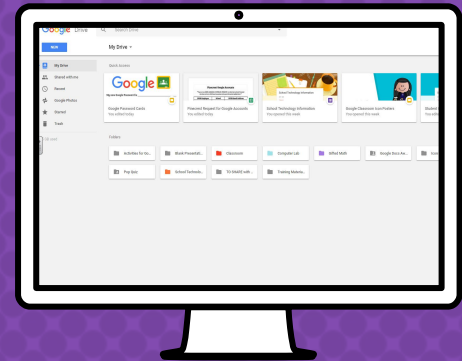
**ANDROID**



**IPHONE**



**TABLET**



**DESKTOP**





# GOOGLE APPS

---

allow you to edit Google assignments from any device that is connected to the internet!



Download on the  
App Store



GET IT ON  
Google Play

# QUESTIONS?



Email me at [searler@inspireacademy.org.uk](mailto:searler@inspireacademy.org.uk)