



Shaw  
Education  
Trust

# Diamonds Class Newsletter

Working together to

*inspire nurture empower*

Autumn 2 September 2025

## Welcome back, Diamonds!

I hope you all had a lovely half-term break and are ready for the very busy Autumn 2 term! We have so many exciting activities coming up this half term, including Christmas and lots of other fun events. We're really keen to share all our learning with you, so please stay up to date via the EFL app. If you have any issues accessing it, please let me know and we can arrange a time to help.

If anything has changed over the half-term break, please inform the school by contacting the office or me directly at [jordan.thompson@ivy.set.org](mailto:jordan.thompson@ivy.set.org) I'm always happy to answer any questions or queries. We're all excited to get this half term underway and look forward to all the fantastic and enjoyable moments ahead!

## Key Concepts and Skills

This half term, our topic in Diamonds Class is "Rogues' Gallery", with a focus on "Cops and Robbers" by Janet & Allan Ahlberg. We will explore the excitement of the story using sensory props to support communication development and encourage anticipation skills.

As part of the topic, we will role-play a game of cops and robbers, sharing the fun and joy with one another. Learners will dress up in different outfits, imagining what a robber or a police officer might look like.

This will also inspire creativity in our art lessons, where we will make wanted posters, swag bags, and other themed creations.



## Reminders / additional information

If it is appropriate for your child to have snack, please use Arbor to pay for it. We have a range of snack options, including yoghurts, crisps, biscuits and juice.



This half term our hydro day is **Thursday** but please send in your child's kit at the beginning of the week as we may take them in whenever there is a space. Please include a costume/trunks, 2 towels and some body wash/shampoo. Please remember to send in a change of clothes for your child each day, thank you.



As the weather changes and gets colder, students are welcome to bring hats, scarves, and gloves if they are able, to keep warm, as well as waterproofs for rainy days. This will allow us to continue accessing the outdoors regardless of the weather.

# Home Learning Curriculum Ideas

## Cognition



To support our learning, we will be conducting our own bank heist adventure "loot" the robbers may have left behind.

To follow on with our topic, why not **create your own loot hunt** by hiding objects in messy play materials such as **jelly, slime, shaving foam, cornflour "mud," or water trays**. Students can explore the textures while searching for hidden treasures, encouraging curiosity, tactile exploration and communication.



## PSHE



The theme of jobs and how people help others, a keyway for children to understand the world around them and the roles people play in our community. As part of this, we'll be looking at different jobs and what people do to help others. This may include going around the school to meet staff, observing their roles, or welcoming a visitor to share their experiences with the children. Exploring jobs helps to support communication, social understanding, and curiosity, and these sessions are always enjoyed by our pupils. If you'd like to share your own job with the class, it would be wonderful! Please let us know, so we can include it and help Diamonds students learn more about the different ways people help others.

## Communication



Communication will be developed through a variety of opportunities, including:

**Phonics activities** – practicing sounds, listening, and repeating words related to the Cops and Robbers theme.

**Making choices** – selecting from a variety of activities, props, or roles during sessions.

**Story sharing** – discussing stories about banks and robbers, encouraging learners to respond through facial expressions, gestures, and body language.

**Bank heist activities** – using these role-play experiences to: Express feelings (e.g., excitement, surprise, curiosity).

Indicate preferences (e.g., whether they want to continue an activity or try a new one). Interact with peers through turn-taking, asking questions, and commenting on discoveries.

**Art and creative tasks** – making wanted posters, creating loot bags, and other themed craft activities to encourage communication through choices, description, and sharing ideas.

**Sensory exploration** – investigating different textures, containers, and materials while "searching for loot," which supports non-verbal communication and expressive responses.

Maybe at how you could hide small household items in a container or bag for a "loot hunt."

- Encourage learners to explore textures and describe or show the items they find.

## Physical Development



Physical development is an important part of our daily routine. We support this through morning exercises, physiotherapy and sensory diets all designed to help students move their bodies and build strength. This is further enhanced through PE sessions and fine motor activities, such as using hands for writing or exploring different sensory materials.

You could also **play a game of hide-and-seek** or a **Cops and Robbers chase**, where children take turns finding or chasing one another. These games help develop movement, anticipation, turn-taking, and social interaction, while linking perfectly to our theme.



## Library

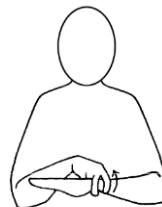
On Wednesday afternoons, we will be visiting our **Train Library** to enjoy some special reading time and explore all the wonderful books it has to offer.

Each week, your child will **choose a book to bring home** to share with you. We hope you enjoy reading it together and talking about their exciting choice!

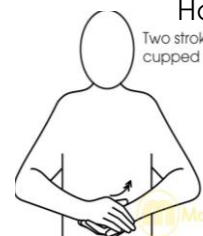
Please **return the book the following week**, so your child can select a new one and continue their reading adventure.

Happy reading! 📖

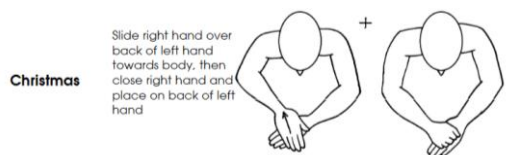
## Key Signs



Police Officer



Happy  
Two strokes with cupped hands



Christmas

Slide right hand over back of left hand towards body; then close right hand and place on back of left hand

# Makaton Signs for Colours



Red



Yellow



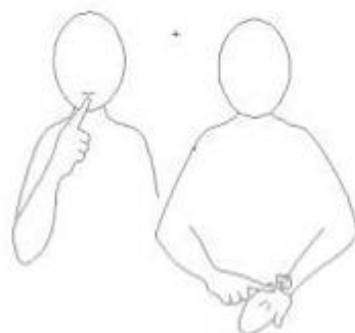
Pink



Green



Orange



Purple



Blue



Black



White