



Little Gems Class Newsletter

Working together to


inspire nurture empower

Summer 1 – April 2025

Welcome Back & Updates

Hello Little Gems Families and welcome back after the Easter break!

This half term our theme will be 'What the Ladybird Heard'. We are excited to share resources, activities, and updates tailored specifically to support your child's emotional well-being and development. As always, if you have any questions or want to share some exciting things your child has been doing at home, feel free to share on EFL. You can email me at ruby.rogers@ivy.set.org



Key Concepts and Skills

In Little Gems Class, we follow the Early Years Framework which has 7 subject areas, Communication and Language, Physical Development and Personal, Social and Emotional Development (PSED), Literacy, Maths (Cognition), Expressive Arts and Understanding the World. Your children will experience a wide variety of lessons and activities which cover these areas. This half term, our topic is called "What the Ladybird Heard". Our main focus is on building relationships with our pupils to ensure they can achieve their potential. **Please remember to look at Evidence for Learning to see what your child is learning at school!**

Reminders / additional information



If it is appropriate for your child to have snack, please use our ParentPay app to pay for it. We have a range of snack options, including yoghurts, crisps, biscuits and juice.

This half term our hydro days are **Monday, Wednesday and Thursday** but please send in your child's kit at the beginning of the week as we may take them in whenever there is a space, please include a costume/trunks, 2 towels and some body wash/shampoo. Please remember to send in a change of clothes for your child each day, thank you.



Home Learning Curriculum Ideas

Cognition and Maths

For Cognition you could listen to 'What the Ladybird Heard' story and use tactile resources like soft toy ladybirds, textured fabrics (to represent different animals in the story), and animal sounds. You can make animal noises like the moo of the cow or the "cluck, cluck" of a hen, to help children associate sounds with animals.

PSED



For PSED, use dolls or puppets to act out different parts of the story. Have a doll or puppet represent the ladybird, while others represent the animals. You can use this to explore themes of friendship, teamwork, and problem-solving.

Communication

For Communication you can do the 'old MacDonald' story massage on the page below.

Use **voice recorder** to record and play back simple animal sounds. Allow children to press the button to hear the sounds and encourage them to imitate these sounds or show interest in them.



Understanding the World

You could create a sensory tray with objects like mini farm animals, felt, and flowers for the children to explore while listening to the story. You could also use scented oils or herbs (e.g., lavender for flowers, vanilla for the of a barn) to add a sensory dimension to the experience.



Literacy

For literacy you could read different books that are set on the farm.



Makaton Signs



Ladybird











Cow

Old McDonald Had a Farm

Adapted for the Story Massage Programme

www.storymassage.co.uk

| | |
|---|---|
|  | Old McDonald Had a Farm E-I-E-I-O |
|  | And on that farm he had a ... |
|  | Lamb E-I-E-I-O With a baa baa here And a baa baa there Here a baa, there a baa Everywhere a baa baa |
|  | Old McDonald Had a Farm E-I-E-I-O |
|  | Old McDonald Had a Farm E-I-E-I-O |
|  | And on that farm he had a ... |
|  | Cow E-I-E-I-O With a moo moo here And a moo moo there Here a moo, there a moo Everywhere a moo moo |
|  | Old McDonald Had a Farm E-I-E-I-O |
| | |