



John Grant School Transition Book

Welcome to John Grant School!

Please feel free to look through our Transition Book. New pupils to the school will be given one of these books to help with getting to know their new school. If you are visiting the School, please feel free to look through this book. You will see some of our wonderful facilities and also find photographs of people you may meet around the school.



Uniform

This is a picture of two of our students in their school uniform. Polo shirts and dark blue jumpers, which have our school logo, can be ordered from the school office. The jumper will keep you warm during the winter months.

The uniform is designed to be comfortable for everybody. Boys and girls can wear grey or black trousers. Girls can wear skirts or shorts. Boys can wear shorts in the summertime.

If your child struggles to wear certain clothes, just let us know.



John Grant School

Welcome! This is the entrance to our school. If you are a visitor, or come in with your mum, dad or carers, you will enter through this door into reception. The ladies in reception are very friendly. There are seats to sit on if you need to wait.



Car and bus park

If you travel to school in a mini bus, it will park here. You will then walk into the school through the gate and go to your classroom. There are always teachers around to help. There are also bus escorts and drivers around. Always walk when you are in the car park and always listen to adults.



The Dinner Hall

This is a picture of the room where you will eat your dinner. At 12.00pm, children in Primary eat here and at 12.45pm children in Secondary eat here.

You will walk with your class to this room. There will be lots of tables and chairs in the room and your class will have their own table.

If you have a packed lunch, you will go and sit with your friends and start eating.

If you have school dinners, you will line up at the counter. The adults in the kitchen will pass you your food. You will collect a knife and fork from a trolley in the dinner hall. You will walk with your dinner to a table to sit and eat. If you need help carrying your plate an adult will help you.



The Sports Hall

This is the school sports hall.

The hall is used for PE lessons. You may also come to the hall if you are using the trampoline. There are lots of fun things to do in the sports hall like games, athletics, climbing, jumping and running.

There are also lunch time sports clubs like table tennis which take place in the hall.

We sometimes have whole school assemblies in here or special event days.



Mathew is our PE coach

Dance Studio

This is the dance studio. We come here for music lessons and for PE lessons.

There are lights and a big mirror, so you can watch yourself dancing!



Swimming

We are extremely lucky to have two pools! One is a swimming pool and the other is a hydrotherapy pool.

Louise is our swimming teacher and you might see her at the pool. There are floats and arm bands, which might help you, when you are learning to swim.

The hydrotherapy pool is very warm and not very deep. If you have not been swimming before you might start off swimming in here. Also, if you need help getting into the water we have a hoist to help you.

When you are in the water there will always be lots of teachers around to help you learn and have fun!

Kelly is our swimming teacher



The Gym Trail

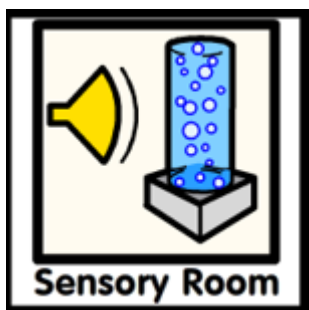
This is the gym trail. There are lots of things to climb on and balance along. You will go to the gym trail sometimes when the weather is nice. We share the gym trail with everyone else in the school.



The sensory room

This is a picture of the sensory room. Most classes come here once a week. It is a good place for listening to stories.


There are lots of lights to explore. It is a calming, relaxing place.



The Playground

This is the playground. Primary and secondary children use this playground for playtimes. There are balls and toys to play with on the playground. We also have trikes to ride on.

There is a slide and climbing frame that you can use, an adult will always be there to make sure you are safe.



Sensory Garden

This is a lovely place to come and sit. There are different herbs and plants that you can smell and touch in the sensory garden. You might come out here for some lessons, when the weather is nice.




Woods

We call this the wood area. Pupils in Key Stage 1 use this area for play times. There are lots of trees and bushes and space to explore. Also a fenced area (in the second photo) is used for Forest School learning.



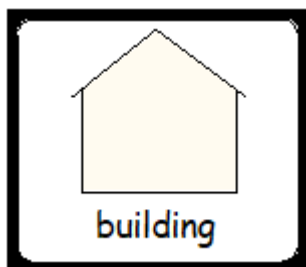
Horticultural Area

This is horticultural area. There is a big potting shed, raised beds and a polytunnel. Classes use this area to grow lots of things like vegetables and flowers.



New Building

This is our New Building.
There will be classrooms
in here for FE, Avocet
and Woodpecker
classrooms.
There is still a bit of work
to finish it off.
We are really excited
about this opening in
January 2022!



Library

This is the primary library. You might come here for lessons or to practise your reading with an adult. There are loads of lovely books in here as well as headphones with stories on and two computers with interactive stories.



Food Technology Room

This is the Food Technology room. You may come here to cook different things. There are sinks, fridges, ovens and lots of utensils. Not only will you learn how to cook things, but you will also learn how to keep safe in the kitchen. You will also find out about healthy foods and how we need to eat lots of different foods.




Head Teacher

Pam is our Head Teacher.
She is extremely friendly and
may come in to class to see
you.
Pam often walks around the
school and helps us.
She will do assemblies every
now and again which are
always fun.



Chair of Governors

Ian is the Chair of Governors and often visits the school. He will visit classes too.



Assistant Head Teachers

Louisa is an Assistant Head Teacher; she is head of the Secondary Department. Belinda is the Assistant Head Teacher for the Primary Department. If you ever need any help, these ladies are happy to chat with you and help if they can.



Head of FE

This is Maxine. She is a teacher in FE and is Lead Teacher in the FE department. She is very friendly and if you are in one of the FE classes I'm sure you will see her around.



School Nurse.

Jan is the school nurse.
She will come and help
you if you feel poorly or
need to see a doctor,
dentist or optician in
school.



Site Team

Simon and Colin are the site team. They make sure everything is clean, tidy and safe. You might see them around if something gets broken.



Computer Support

Benz and Mal look after all the computers in the school.



Deputy Head teacher

Heidi is our Deputy Head Teacher. Heidi may come in to class to see you sometimes and help you.

Heidi can often be seen walking around the school. Sometimes she will be working hard in her office.

