

Impact of the COVID-19 pandemic on the data we publish

Due to the impact of the COVID-19 pandemic, most exams and assessments did not take place in 2019/20 or 2020/21. As a result of this, the government announced that it would not publish school or college level results data in autumn 2020 or autumn 2021.

Information on what this means for the way school and college accountability will operate for 2019/20, 2020/21 and 2021/22 can be found here (<https://www.gov.uk/government/publications/coronavirus-covid-19-school-and-college-performance-measures>).

John Perryn Primary School (URN: 101889)

Key stage 2

This is revised data for 2018/19.

Progress in reading, writing and maths

Reading

Number of pupils = 51

Pupils with adjusted scores = 0



Confidence interval
1.4 to 4.8

Writing

Number of pupils = 51

Pupils with adjusted scores = 0

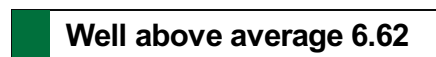


Confidence interval
0.3 to 3.5

Maths

Number of pupils = 51

Pupils with adjusted scores = 0

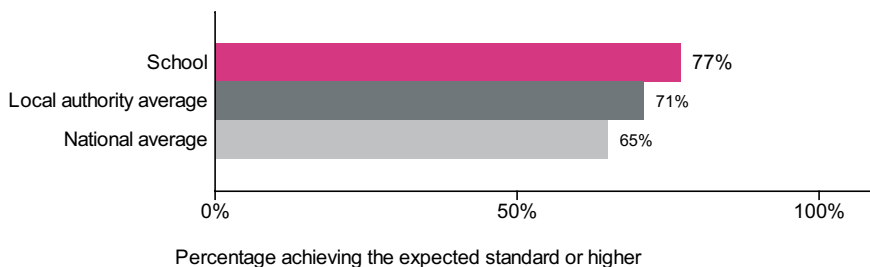


Confidence interval
5.1 to 8.1

Reading, writing and maths combined

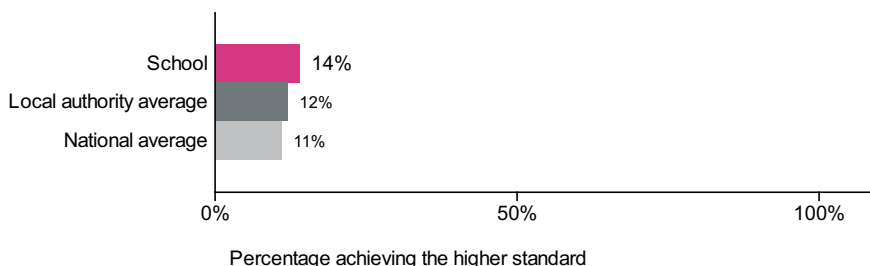
Percentage of pupils achieving the expected standard or higher

Number of pupils = 57



Percentage of pupils achieving the higher standard

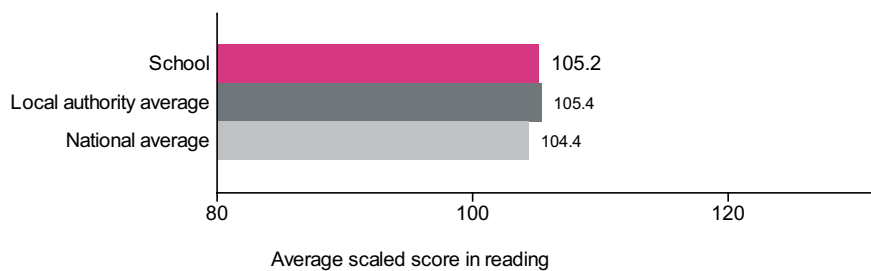
Number of pupils = 57



Average scaled score in:

Reading

Number of pupils = 57



Maths

Number of pupils = 57

