



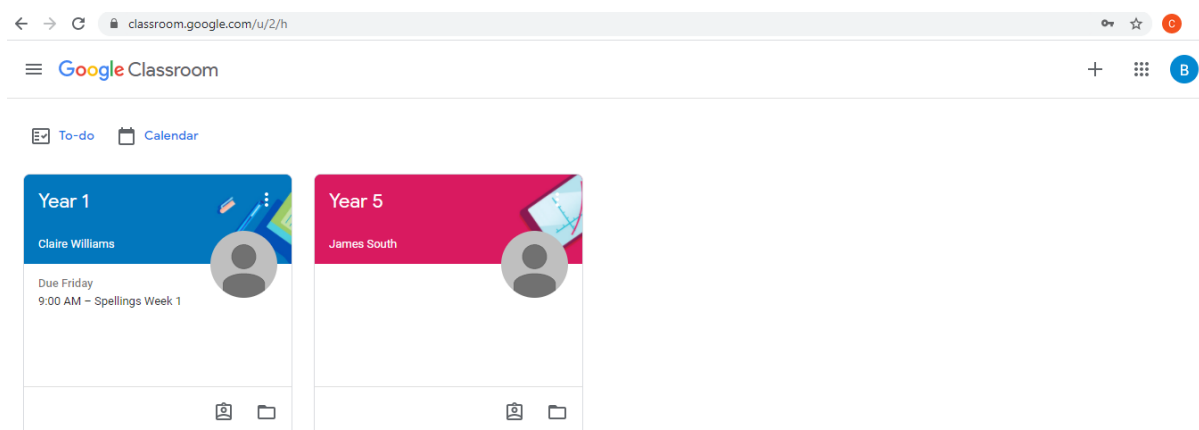
How To Use and Access Google Classroom

Please remember, children **must not** share their email and password with others or allow other people to use their account. The account is solely for their learning purposes and should not be used for any other purpose.

To access google classroom visit <https://classroom.google.com/> and enter your child's username and password. (See introductory letter)

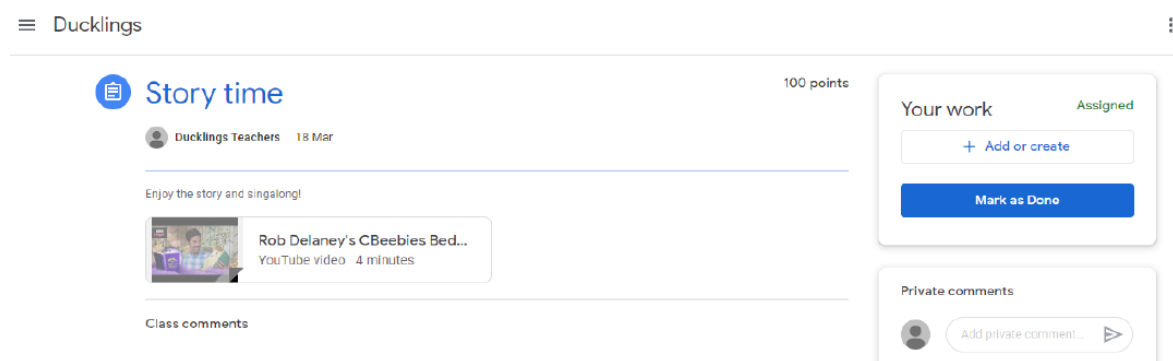
On this page they will need to sign in and will be taken to their list of classrooms. They may have more than one depending on their school age.

When the children first log in they will need to click on the 'join' button to be a member of the class. After they have done this they will see their list of classes.



Once they enter the classroom then they have a 'stream' in front of them and this will show the latest learning added by their teachers.

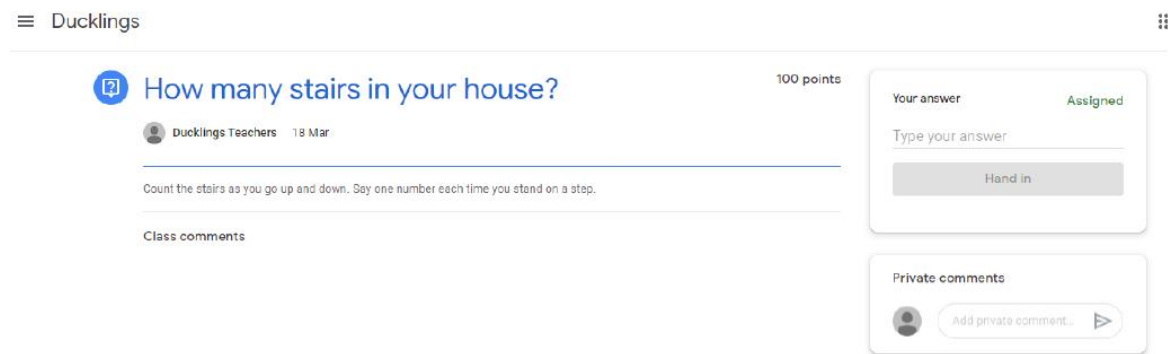
They may have a video to watch, a website to visit or a suggested activity to do which is not online. This may have files or documents to download or open, but might also just be a verbal task for them to complete.



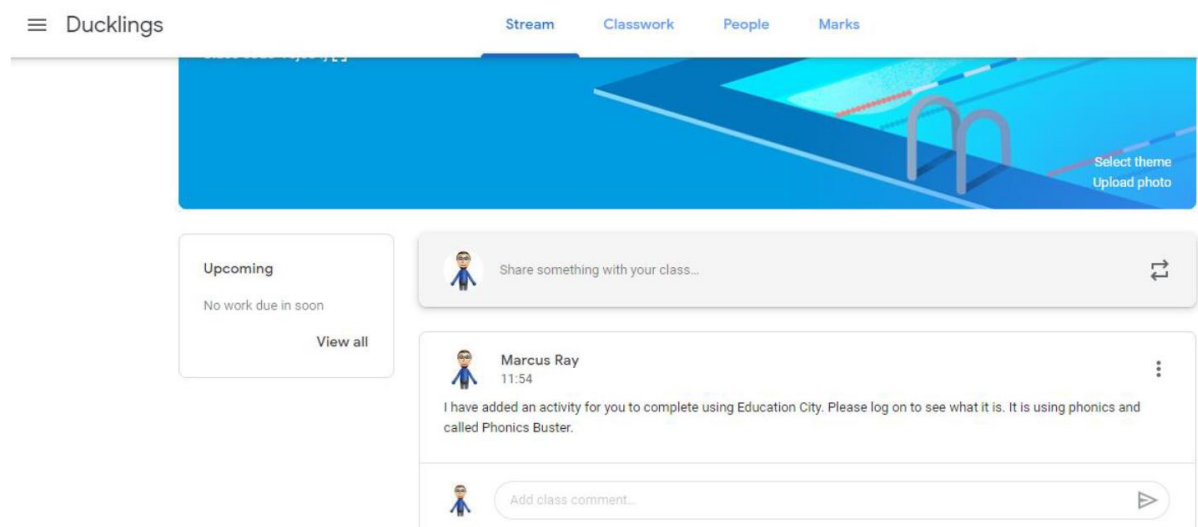
Once they have done the task, you can click on the 'Mark as Done' button and the '+ Add or create' button to add a photo/video of the work or a file they have completed online.

The teacher can respond to this with a comment or mark for their work. You can also add a comment for how well they did the work.

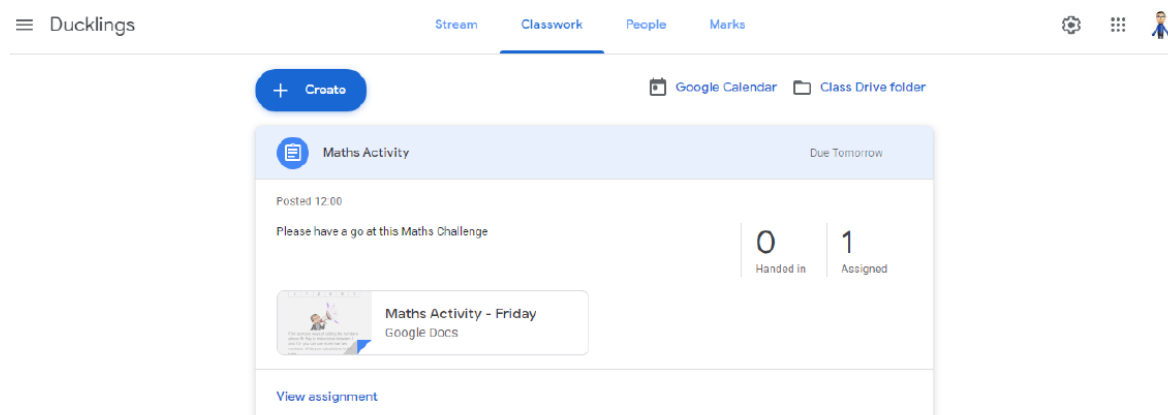
In this activity you can see that they had to add an answer to the question that they were asked:



It may be that the teacher has pointed them to an online activity which they have set on Purple Mash or Times Tables Rockstars:



In this activity the children click on the document and write on it. It will save automatically and show the teacher that they have completed it when they click on hand in:



Due Tomorrow

Maths Activity

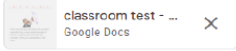
100 points

Marcus Ray 12:00

Please have a go at this Maths Challenge

Class comments


Your work Assigned

 ✕

+ Add or create

Hand in

Private comments

 Add private comment... ▶

When the teacher has looked at the work, your child can see what they have said.

Due Tomorrow

Maths Activity

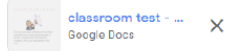
50/100

Marcus Ray 12:00

Please have a go at this Maths Challenge

Class comments


Your work Marked


 ✕

+ Add or create

Resubmit

1 private comment

 Marcus Ray 12:07
A great Job well done

 Add private comment... ▶

We hope you find this method of supporting your child at home effective and just one way in which they can be learning.