

Google Classroom Guidance.

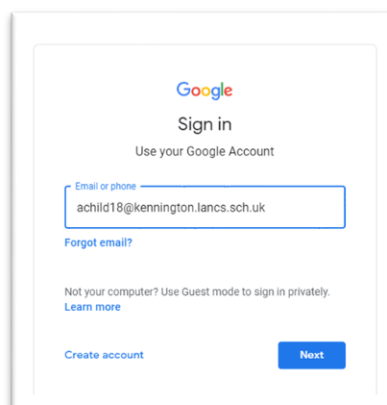
How to join a Google Meet for a virtual Parents Evening.

If you are on a mobile device such as an ipad, tablet, phone etc you will need to download the Google Meet App (free) from the Apple Store or Google Play. If you are on a laptop or pc, Google Meet will start automatically. You do not need to download the Google Classroom app.

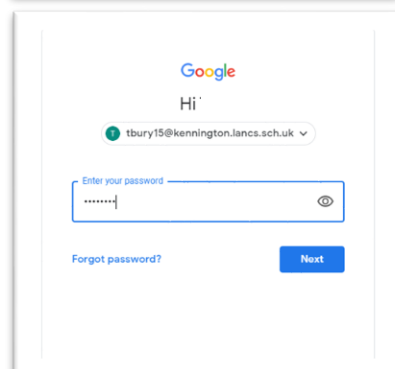
MAKE SURE YOU ARE LOGGED OUT OF ANY OTHER GOOGLE ACCOUNT BEFORE LOGGING INTO YOUR CHILD'S.

- Log into your child's Google Classroom account using their username and password supplied.
- <https://classroom.google.com/>
- You might already have some kind of google or gmail account so click 'Use another account'

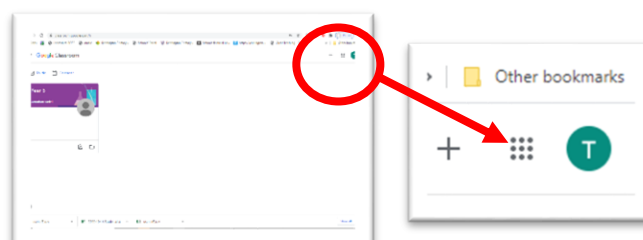
- Type in the username and click next




- Type in the password



- Click the square of 9 dots in the right hand corner.



- Click the Calendar icon

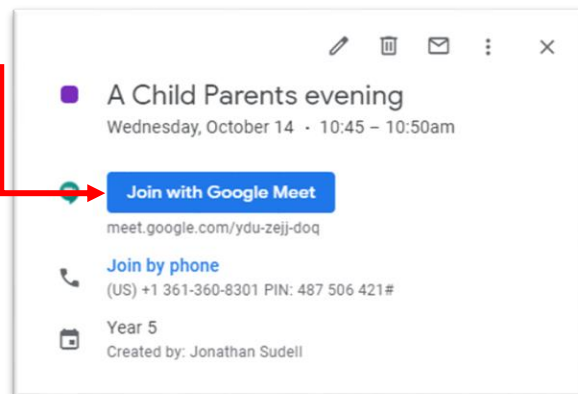


Calendar

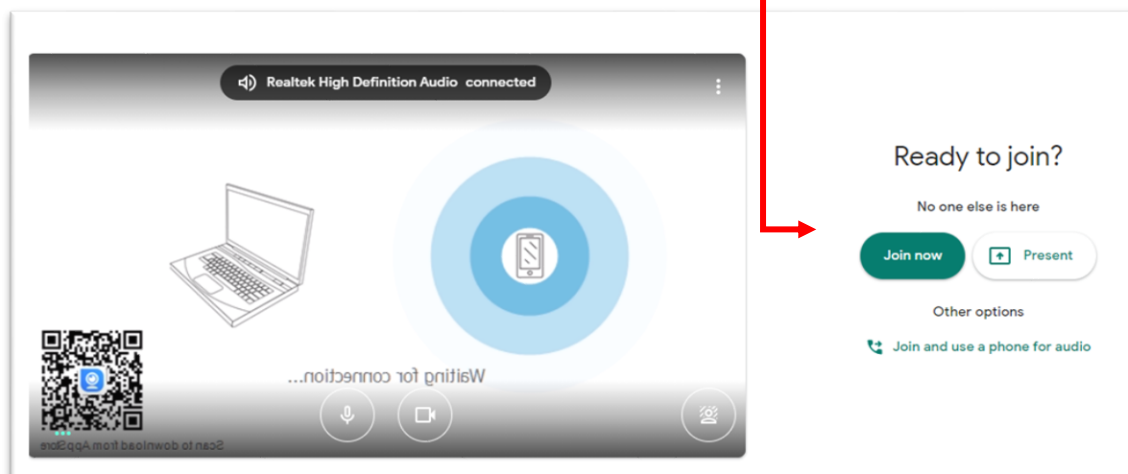
- Find your child's appointment on the calendar and click it.



- A box will appear. Click Join With Google Meet.



- Google Meet video will start. Click Join Now and wait for the teacher to join.



- Remember to click the red Leave Call button when the meeting has finished.

