



SUPERSONIC

Phonic Friends

Parent Workshop

The Will & The Thrill

Experience, Exposure and Enjoyment

- Can do ethos
- Books
- Rhymes
- Poems
- Songs
- Clever conversations
- Vocabulary
- Story making and telling
- Bringing books to life
- Love, joy and laughter

Reading and writing float on a sea of talk

And then the skills...



**Systematic Synthetic
Phonics.**

What is Phonics

- Different schemes schools adopt
- We use the DFE Letters and Sounds programme
- Phased 1 – 5 systematic approach
- Accessing Supersonic Phonic Friends resources to enhance
- The ability to be able to listen to sounds in words
- Recognising the spelling for the sounds in words
- Remembering the spelling for the sounds in words
- Building words
- Reading words – flash cards and decodeable text
- Writing words

The Characters



Firm Foundations Phase 1

Listening – no flashcards allowed

Firm Foundations in Phonics		
General Sound Discrimination		The Strands
Aspect 1	Environment Sounds	Tuning into sounds (auditory discrimination)
Aspect 2	Instrumental Sounds	Listening and remembering sounds (auditory memory and sequencing)
Aspect 3	Body Percussion	Talking about sounds (developing vocabulary and language comprehension).



Rhyming

The sounds at the end of the word are the same

No flashcards allowed



Rhythm

Lots of chunks/ syllables in a word


No flashcards allowed



Alliteration

The beginning sound we can hear in a word

No flashcards allowed



Oral Blending and Segmenting

All the sounds we can hear in a word

No flashcards allowed



sh-o-p



d-e-n



j-a-m

A phoneme
A sound we can hear in a word



f-o-x



n-a-p



b-oa-t

Schwaing

Saying the sounds clearly



s



a



t



p



i



n



m



d

Schwaing

Saying the sounds clearly

Phonics: How to pronounce pure sounds | Oxford Owl - YouTube

Oxford **OWL**



How to pronounce

pure sounds


A grapheme

The spelling we can see




The Basics 2

Listen, Recognise, Build, Read, Write
3 sounds only

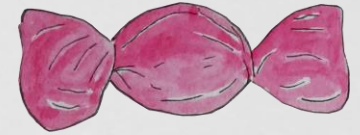


Week	Recognise Spellings for the Sounds
1	s a t p
2	i n m d
3	g o c k
4	c k e u r
5	h b f l
6	l l f f s s



The Basics 3

Listen, Recognise, Build, Read, Write 3 sounds only



Week	Spellings for the Sounds
1	j v w x
2	y z zz qu
3	ch sh th ng
4	ai ee igh oa
5	oo oo ar or
6	ur ow oi er
7	ure ear air



Tricky Words

All Phases

I to no go into

he

she

me

be

we



Nonsense Words

All Phases

tish

shig

sheb



shab



Application

Decodeable – matching my phonics

All phases



Application Environmental Print and Popular Culture

All phases



NETFLIX



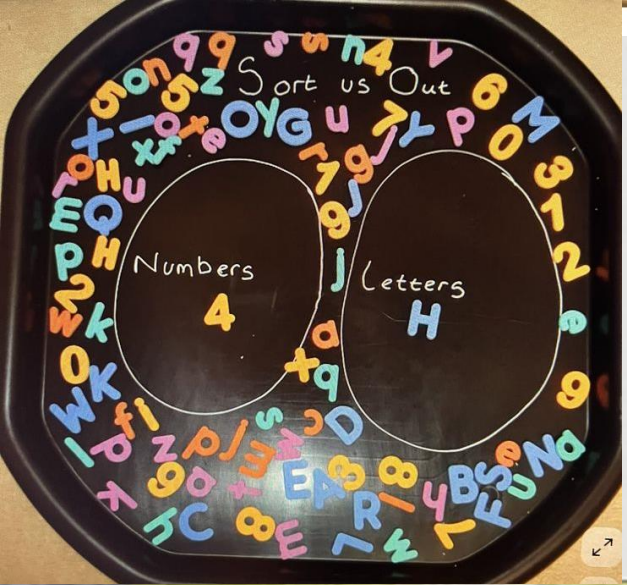
Beebies
BBC



Play


Application

All Phases



Fortnightly Parent Newsletters & Home Resources

 supersonic Phonic friends Parent Weekly Newsletter Phase 3 			
Spellings already know	Tricky Words	Nonsense Words	
s a t p i m n d g o c k c k e u r h b f f l l s s j v w x y z z q u	I to no go the into  me she we be he	shep  chib	dith hing
This week's spellings for the sounds			
ch 	sh 	th 	ng 
Build, Read & Write			
chop, chin, chug, check, such, chip,	ship, shop, shed, shell, fish, shock,	maths, moth, thin, thick, path, bath,	sing, song, king, hang, ring, wing,
Sound Buttons			
chin	shop	path	song
Spelling Frames			
ch i p	sh e d	b a th	k i ng
Next week's spellings for the sounds			
rain 	bee 	boat 	moon 



What will we do?

- ✓ Teach your child phonics 4 x a week following specific consistent steps in teaching
- ✓ Monitor and assess your child to ensure they keep up with phonics
- ✓ Keep you informed
- ✓ Send home fortnightly overviews so you know what your child is going to be learning
- ✓ Share ideas and send home games and resources for you to play at home on the weekly newsletter.
- ✓ Share apps/ websites with you to download

What can you do?

- ✓ Come to Parents Evenings and know where your child is up to
- ✓ Talk to your child about the new learning for the week – ask them to teach it to you – little and often
- ✓ Play games and resources with your child – little and often. **Refer to the Oak weekly newsletters.**
- ✓ Read a few pages of your child's decodable home reading book everyday. Please remember to sign and date your child's reading diary. Book change: **every Tuesday.**
- ✓ Send your child's reading book and diary into school **everyday** so we can listen to daily readers.

SUPERSONIC

Phonic Friends



Based on Letters and Sounds
DFE