

Dear Parents/Carers,

As we enter the June half term, I would like to take this opportunity to say a very big well done to Year 11's for how they have conducted themselves for the first part of their summer examinations.

They have been a credit to the school and to you as parents/carers. We have had excellent turnouts at all of the pre examination preparation sessions and some students have been using the revision hub, before and after school, which demonstrates their hard work and determination to succeed.

The school will be holding half term intervention sessions next week and Mr Birchall has already shared details with the students of when these sessions will be.

The Year 7 and Year 8 students have finished the term in style, with a trip to 'Cadbury's World' as a well done to all of the students who have consistently met our 'Code of Conduct'. Information will be shared soon with parents/carers about the final summer reward trip in July for all year groups.

We finished the half term with the Year 7 Parents evening, that took place yesterday evening. Thank you to all of you that attended the virtual sessions with your child's teacher. As a teacher of Year 7 History myself, it was great to see so many of you to share the successes that the students have made this academic year and as they prepare to enter Year 8.

When we return after the half term, we will begin to prepare the Year 10's for their summer examinations in all subjects and the Year 9 students will have their option choices confirmed for their Key Stage 4 studies that begin in September.

Yours faithfully
Mr S Frost



19.6.22	Year 10 Summer Exams Begin
28.6.22	Sports Day
1.7.22	Year 11 Prom



#DigitalByDesign



Thank You...

A special mention to Mrs Beardmore who many parents/carers know well as a long serving member of staff that supports our students brilliantly at KSS. Due to unforeseen circumstances Mrs Beardmore has stepped in and led the Year 11 examinations with professionalism and great organisational skills which we are all very grateful for. Thank you Mrs Beardmore for going above and beyond!



#DigitalByDesign



Kidsgrove
Learning Campus
INSPIRE INNOVATE CREATE



Shaw
Education
Trust

Headteacher Bulletin

House Leaders...

A huge well done to our newly appointed House Leaders, Ryan, Lucas, Kyle, Dan, Lydia, Dominika, Macy and Abi.

Our House Leaders will be role models for other members of their House and will help with the running of future competitions.

Well done everyone!



#DigitalByDesign



Headteacher Bulletin

A message from Mrs Weaver...

A reminder of the extra curricula enrichment activities for the final half term of the year can be seen below.

If any student wishes to participate, please speak to your form tutor or Mrs Weaver about signing up.

It would be great to see as many students as possible taking part.

Please also remember that every Monday, the YMCA holds a youth club for all students from 6pm until 8pm.



Extra-curricular enrichment opportunities - May - July

Activity	Location	Time	Staff Member
MONDAY			
Keyboard Club (All years)	Music (Room 35)	Lunch – 13.30-13.50	Mrs. Evans
Book a Practice Room	Music (Room 35)	Lunch – 13.30-13.50	Mrs. Evans
TUESDAY			
Stoke City Girls Football (All years)	Meet by the changing rooms	15.05-16.05	Stoke City FC (Mrs. Castrey)
Homework Club (All years)	Room 18	Lunch – 13.30-14.00	Mrs. Weaver
WEDNESDAY			
Rounders (All years)	Meet by the changing rooms	15.05-16.05	Mrs. Castrey
THURSDAY			
Year 9 and 10 Fitness	Gym and Fitness Suite	15.05-16.05	Mrs. Castrey
Homework Club (All years)	Room 18	Lunch – 13.30-14.00	Mrs. Weaver
FRIDAY			
Year 9 and 10 Trampoline	Hall	15.05-16.05	Mrs. Castrey
Year 7 Football Practice	All weather	15.05-16.05	Mr. Hilditch
Choir (All years)	Music (Room 35)	Lunch – 13.30-13.50	Mrs. Evans
Keyboard Club (All years)	Music (Room 35)	Lunch – 13.30-13.50	Mrs. Evans
Book a Practice Room	Music (Room 35)	Lunch – 13.30-13.50	Mrs. Evans
Rock Band (All years)	Music (Room 35)	15.05-16.05	Mrs. Evans



#DigitalByDesign



Headteacher Bulletin

Headteacher Reward Lunch...

I was delighted to be joined by a select group of students for my half termly Headteacher reward lunch on Wednesday. Well done to all students for going above and beyond and for always meeting our high expectations. Many of the students invited have received no negative behaviour incidents this academic year so far which is a remarkable achievement.

A special mention to Amy who has received over **840** achievement points.

Students receiving the award:

Kian, Holly, Navaeh, Lilly, Maisie, Lauren, Hayden, Olly, Chloe, Alfie, Will, Macey, Reece, Amy, Leighton, Iona, Tommy and Emily.



#DigitalByDesign



Kidsgrove Learning Campus
INSPIRE INNOVATE CREATE








Shaw Education Trust

Headteacher Bulletin

A message from Mrs Morrell..

The Y10 I-Media group have been creating hand-drawn visualisation diagrams of book covers for their coursework. They are now starting to turn their designs into digital graphics using a graphic design software called 'Photopea'. They are using skills which include using layering, gradients, anti-aliasing and blurring to create different effects on their graphic. They are producing some great work!



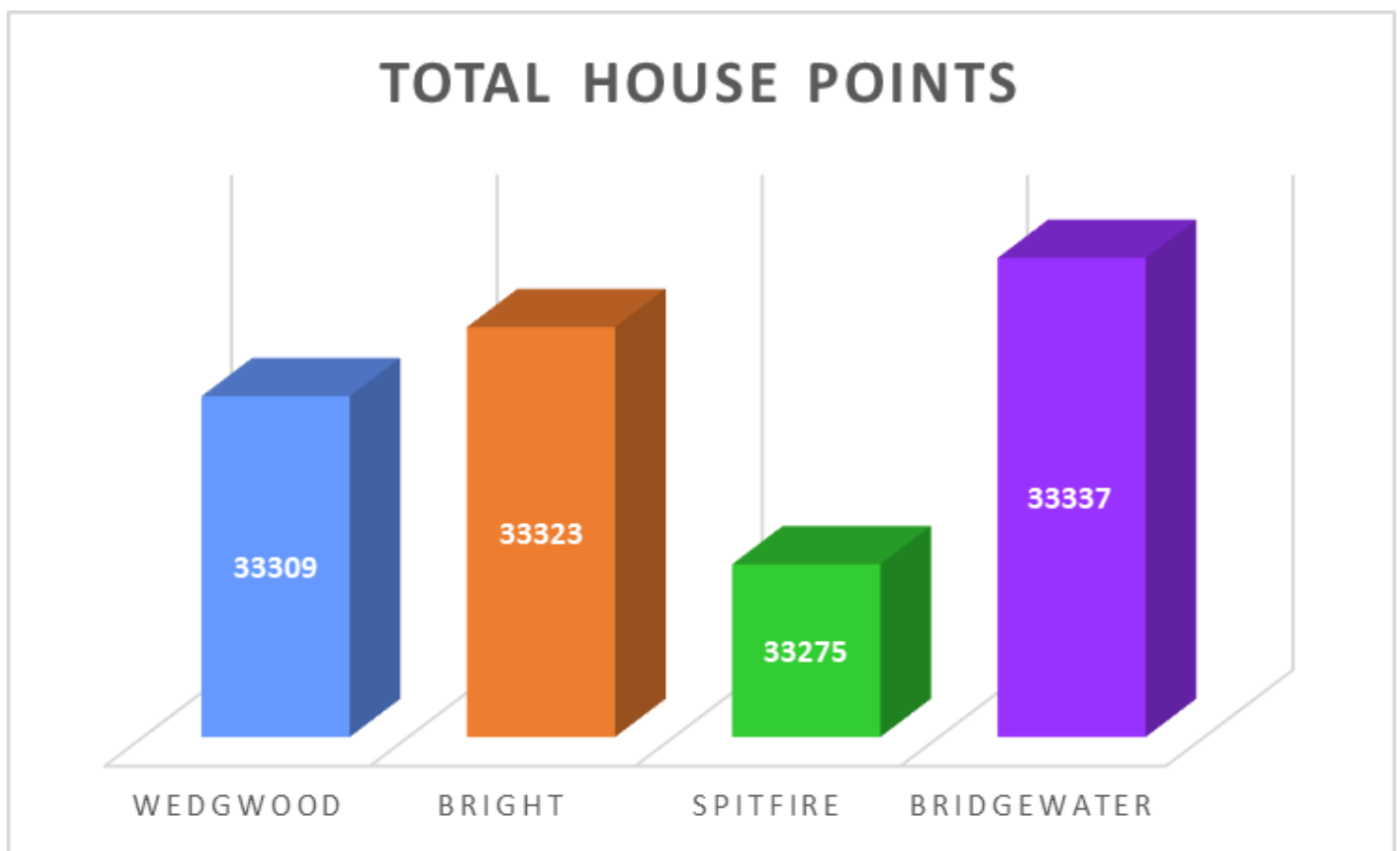
Headteacher Bulletin

House Points Update...

The House Competition is heating up as we enter the last 6 weeks of term. It is extremely close and I know Mrs Hume who is the House Captain for Bridgewater is extremely competitive and wants her house to be the winner at the end of the academic year. Her hard work has made the difference with Bridgewater now overtaking our previous leaders Wedgwood and Bright. I am sure Mrs Podmore, Mrs West and Mrs Beard will be pushing their students for the final sprint.

It is extremely close though at the top.

I can foresee a tense final few weeks of term to determine the overall winner!



#DigitalByDesign



Headteacher Bulletin

A message from Mr Birchall...

Students have been utilising their iPads in PE this week to support with their Athletics development. Years 7 and 8 have used them to help coach, time and record their peers' sprinting performance in preparation for the upcoming Newcastle Schools Athletics Competition at Northwood Stadium. It's so great to see our students actively engage in using technology to enhance their learning even in the most practical of subjects. Well done Years 7 and 8!



#DigitalByDesign



Headteacher Bulletin

A message from Mrs Harrison...

Year 9s have been looking into what game design is, they have been researching different games and what makes games successful. They have then used this to help them design their own game. Using the app sketchbook, students have begun to create their own characters for the game. After half term pupils will use these drawings to create a storyboard of their game.

Year 10s have been looking at what a production line is and how it is used in businesses. Today students identified how they will be using a production line in their next lesson when they make plastic lids to go onto the wooden boxes. Starbucks and staff at the school are collecting bottle caps which we are then melting in the lesson using a 'Pannie' press then moulding into marble colours and shaping to make sheets with our hands using silicone gloves. Once all the sheets of plastic are made pupils will cut these and sand them down. This task helps to solidify what we have been covering this term about sustainability and use of production lines.




3. Using the drawing app design at least 3 ideas for your games character- remember to look back at your mood board.


Idea 1

Check list;

- Added tonal shading
- Added annotation
- Added picture(s) of your idea
- Said how it will work



Goblin wizard, the character the user controls, creates potions to help the townspeople and creates spells to fight the evil creatures.




remember to look back at your mood board.

Idea 1


Check list;

- Added tonal shading
- Added **annotation**
- Added picture(s) of your idea
- Said how it will work**

Chester



Chester is sort of the sidekick character, you can go to him for missions and perks and stuff. He's a playable character and Icarus's best mate.



These ideas are incredible! You have shown high levels of creativity and knowledge of how to use the app sketchbook. Lots of effort and time can be seen in your


Headteacher Bulletin

15:34 Thu 26 May

Idea 3

Check list;
 Added tonal shading
 Added annotation
 Added picture(s) of your idea
 Said how it will work.

He is the bad guy
the person you
have to defeat

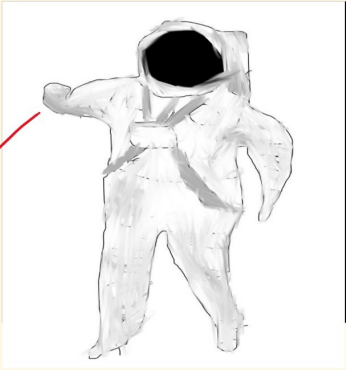


15:33 Thu 26 May

Idea 2


Check list;
 Added tonal shading
 Added annotation
 Added picture(s) of your idea
 Said how it will work.

The astronaut is your
sprite, which you play the
game as.



Idea 3

Check list:



Classwork Date: **Thursday 26th May**

Title: **Production lines**

R & R
Retrieval & Review

ENGAGE Task: answer the questions below in a full sentence, using your book and knowledge organisers. Focus on your presentation. *Font Arial written in 12pts* 5 minutes

When you mark your R&R use a green pen and write the correct answers in.

<p>Recall: (Knowledge from past learning) What does the term finite mean?</p> <p>That it will run out and is limited. ✓</p>	<p>Recall: (Knowledge from past learning) What does quality control mean?</p> <p>Checking the products quality after every manufacturing step. ✓</p>
<p>New content link: (link to current material) Where are production lines used?</p> <p>Production lines can be used in factories.</p>	<p>New content link: (link to current material) List 1 product which could be made on a production line?</p> <p>A car manufacturing factory.</p>

Today's lesson objectives:

Master
I can state what a production line is and identify the advantages and disadvantages of a production line using examples to support my answer.

Today's keywords:

- Production line
- Jobs
- Efficient
- Quality control


SECURE Task: answer the questions below in a full sentence, using the resources provided to secure your knowledge on the topic and focus on your presentation. *Font Arial written in 12pts* 30 minutes


- List 2 products which are made on a production line
- products that are made on an production lines are Cars and Food
- Discuss 2 advantages and disadvantages of using a production line- giving examples to support your answers.


Disadvantage
If something is not right you have to go back to the start
If the product is broken


Advantages
Increased efficiency
High quality products


- Show how a production line will be used when making the plastic for your lids- use images and a brief description to show this


Getting plastic


Cutting up plastic


Putting plastic into panini press and melt it


Get silicone gloves and mould plastic


Use silicon gloves to mould plastic



Use weight to flatten plastic


15:32 Thu 26 May


Idea 2

Check list;
 Added tonal shading
 Added annotation
 Added picture(s) of your idea
 Said how it will work.

The purple ghost, goes through a medieval village helping villagers, collecting money, finding new information about the villagers, and improving the town. ✓



Idea 3

 The village farmer,


15:33 Thu 26 May

3. Using the drawing app design at least 3 ideas for your games character- remember to look back at your mood board.

Idea 1

Check list;
 Added tonal shading
 Added annotation
 Added picture(s) of your idea
 Said how it will work

Dragons will try to harm you as you try to complete tasks on each planet, through breathing fire of different colours to burn you.



Headteacher Bulletin

A message from Mr Birchall...

KSS welcomed Paul Griffiths (pictured below) from Progressive Sports to deliver motivational workshops to our Key Stage 4 students.

The students were provided with a menu of sessions to choose from and these sessions ranged from discussions and helpful ideas around self-motivation, resilience, determination, anxiety and stress.

There was also a session entitled 'how to master yourself' which went down a storm with the students.

Well done to the students for taking themselves out of their comfort zones!



#DigitalByDesign



Kidsgrove Learning Campus
INSPIRE INNOVATE CREATE



Shaw Education Trust

Headteacher Bulletin

A message from Mrs Podmore...

Year 7 have been working cross curricular this week, merging elements of food technology (foods from other cultures) and personal development lessons (budgeting).

Mr Smith bought in some tortilla snacks and assorted dips, both were a mix of brand leader and supermarket home brand.

Considering the price of the brand leader being twice the price of the supermarket own the pupils preferred the own brand dip and chips.



Headteacher Bulletin

A message from Mrs Mason...

On Monday, Year 10 went to Liverpool to visit 'Tate Liverpool'. This was an opportunity for students to visit an art gallery for the first time. The 'Tate' is a modern Art gallery so the students were able to really see how the boundaries of Art can be pushed and open their minds to what outcomes the group can explore during their time studying Art at GCSE. It was also an opportunity to conduct some artist research for their current projects. The students loved to see the architecture of Liverpool too swing the Albert Docks and the Liver building.

