

## Protocol and Information for Children Accessing School Remotely via Zoom

### Joining the zoom meeting







A zoom invite will be available on Class Dojo




### Before the meeting

	Have everything you need ready.
	Find a quiet spot in the lounge or kitchen (not your bedroom).
	Let your family members know that you are on zoom.
	Don't use a fun background or sit in front of a window.
	Be presentable (and check that anyone who is in the background is presentable).
	Be on time. Your teacher will let you in from the zoom waiting room.

### During the meeting

	Stay in one spot during the zoom meeting.
	Use the mute button until you are invited to speak – wait your turn.
	Be respectful just like you would be in class. If anything concerns you, tell your teacher.
	If your teacher says you can, use the raise hand function to show you have a contribution or put up your hand,
	Think before you contribute.
	No eating or chewing gum.

### After the meeting

	Wave goodbye as you leave!
	Ensure you leave the meeting and log out.
	If you have any questions you can log on to Class Dojo and message your teacher.