

KNUTSFORD ACADEMY



Art and Design

Maths

Science

English

History

Languages

Drama

Music

Geography

-KS3-

-Study Skills-



Ambition



Respect



Kindness

Our Vision and Values

Academic achievement and success is really important to us, for the qualifications students gain represent a passport through to their next stage after the Academy, be that into employment or continuing education.

Our Vision



Academic excellence: We provide a supportive and challenging learning environment to ensure our students achieve academic excellence.



Strong Community: We promote a strong sense of belonging within our school and work supportively with our local community.



World class opportunities: We develop our students to be confident citizens by providing world class opportunities.

Our Values



Ambition

Ambition: We provide academic excellence and personal development. We have the highest expectations and work hard to achieve them.



Respect

Respect: Our school is built on positive relationships. We are calm, polite and appreciative of each other.



Kindness

Kindness: We are an inclusive school. We care about each other and celebrate each other's unique differences.



Ambition



Respect



Kindness

Key Contacts

Faculty	Head of Faculty	Email address
Art and Design	Mrs L Mason	lmn@knutsfordacademy.org.uk
English	Mr R Foster	rfr@knutsfordacademy.org.uk
Humanities	Mr P Atkinson	pan@knutsfordacademy.org.uk
Languages	Mrs G Speakman	gsn@knutsfordacademy.org.uk
Maths and Computing	Mrs A McGeehan	amc@knutsfordacademy.org.uk
Performing Arts	Miss H Mayne	hme@knutsfordacademy.org.uk
Physical Education	Mrs N Walsh	nwh@knutsfordacademy.org.uk
Science	Mrs E Riley	ery@knutsfordacademy.org.uk
Social Science	Mr R Walker	rwr@knutsfordacademy.org.uk
Additional Contacts		
Deputy Headteacher (Curriculum)	Mrs A Thatcher	atr@knutsfordacademy.org.uk
Head of Year 7	Mr A Mason	amn@knutsfordacademy.org.uk
Head of Year 8	Mr D Middleton	dmn@knutsfordacademy.org.uk
Head of Year 9	Mrs T Horner	thr@knutsfordacademy.org.uk



Ambition



Respect



Kindness

Contents

At Knutsford Academy, we promote the use of a wide variety of study skills to support students' pursuit of academic excellence. This guide supports students in their academic journey.

Subjects	Page
English	5
Maths	11
Science	20
Art and Design	
Computing	30
French	36
Geography	43
History	49
Religious Studies	54
Spanish	60
Study Skills	Page
Flash cards	67
Mind maps	68
Dual coding	70
Creating the right study environment	71
Revision timetable	72



Ambition



Respect



Kindness

English

HEAD OF DEPARTMENT

Mr R Foster

rfr@knutsfordacademy.org.uk



Ambition



Respect



Kindness

Subject Specific Information

Tips for revising English

- **Read Regularly:** Read a variety of texts (books, articles, and poems) to improve vocabulary, comprehension, and understanding of different writing styles.
- **Practice Writing:** Write regularly, focusing on different forms (narrative, descriptive, persuasive). Try to vary sentence structure and vocabulary.
- **Review Grammar and Punctuation:** Go over key grammar rules (e.g., sentence structure, punctuation, tenses) and practice with worksheets or quizzes.
- **Expand Vocabulary:** Learn new words daily. Use them in sentences and find synonyms to avoid repetition in writing.
- **Use BBC bitesize to revise key content for KS3.**
- **Complete Sparx Reader weekly.**

Useful websites

[Sparx Reader - Home](#)
[KS3 English - BBC Bitesize](#)

Command Words

- **Analyse:** Examine the text in detail to understand how its parts work together and contribute to the overall meaning.
- **Compare:** Identify the similarities and differences between two or more things, such as characters, themes, or texts.
- **Describe:** Provide a detailed account of something, focusing on the characteristics or features.
- **Discuss:** Explore a topic or issue by presenting different viewpoints, offering reasons, and supporting your points.
- **Evaluate:** Assess the strengths and weaknesses of something, providing a judgment based on evidence.
- **Explain:** Make something clear by describing how it works or why something happens, giving reasons or details.
- **Identify:** Point out or recognize specific features, elements, or ideas in a text.
- **Interpret:** Explain the meaning of something, often looking at symbols or themes in the text.
- **Justify:** Provide reasons or evidence to support your opinion or argument.
- **Summarise:** Give a brief overview of the main points or ideas, without unnecessary details.



Ambition



Respect



Kindness

Assessments

Termly Formal Assessments

Formal assessments will take place in term one and two in Year 7-9. The results of these will be shared in progress point reports.

End of Year Assessments

Students will complete a formal end of year assessment in term three that tests their ability to analyse language and structure, evaluate how a writer has created a certain emotion and their ability to write creatively. The results of this assessment will be shared in the progress point 3 report.



Ambition



Respect



Kindness

Year 7 Subject Content

Half Term 1		Half Term 2	
Narratives		A Christmas Carol	
<p>Exploring the earliest written texts in the English language, explore genre and perspective.</p> <p><u>Additional Learning</u></p> <ul style="list-style-type: none"> • KS3 English - BBC Bitesize 		<p>Explore the story and context of A Christmas Carol and analyse Dickens use of language.</p> <p><u>Additional Learning</u></p> <ul style="list-style-type: none"> • A Christmas Carol by Charles Dickens - KS3 English - BBC Bitesize 	
Half Term 3		Half Term 4	
Heroes and Villains		Trash	
<p>Explore myths, legends, modern hero stories and the traits of heroes and villains.</p> <p><u>Additional Learning</u></p> <ul style="list-style-type: none"> • Critical reading - KS3 English - BBC Bitesize 		<p>Read the novel Trash, explore the context and analyse the language and structure Mulligan uses.</p> <p><u>Additional Learning</u></p> <ul style="list-style-type: none"> • Critical reading - KS3 English - BBC Bitesize 	
Half Term 5		Half Term 6	
Trash and Exam Prep		Intro to Shakespeare	
<p>Continue to read Trash and prepare for end of year exam by practising analysing language and structure.</p> <p><u>Additional Learning</u></p> <ul style="list-style-type: none"> • Critical reading - KS3 English - BBC Bitesize 		<p>Explore Shakespeare's comedies.</p> <p><u>Additional Learning</u></p> <ul style="list-style-type: none"> • About Shakespeare - KS3 English - BBC Bitesize 	



Ambition



Respect



Kindness

Year 8 Subject Content

Year 8 Subject Content	
Half Term 1	Half Term 2
<p>Powerful Voices Exploring and analysing the use of rhetoric in the English language.</p> <p><u>Additional Learning</u></p> <ul style="list-style-type: none"> • Exploring persuasive writing - English - Learning with BBC Bitesize 	<p>Animal Farm Read, explore and analyse the novel Animal Farm and its context.</p> <p><u>Additional Learning</u></p> <ul style="list-style-type: none"> • Animal Farm by George Orwell - BBC Bitesize
Half Term 3	Half Term 4
Animal Farm	Powerful Poetry
<p>Read, explore and analyse the novel Animal Farm and its context.</p> <p><u>Additional Learning</u></p> <ul style="list-style-type: none"> • Animal Farm by George Orwell - BBC Bitesize 	<p>Explore and analyse poetry that highlights key issues in society.</p> <p><u>Additional Learning</u></p> <ul style="list-style-type: none"> • Reading poetry - KS3 English - BBC Bitesize
Half Term 5	Half Term 6
Up for Debate	Romeo and Juliet
<p>Explore the format of debating, the terminology of debate and the art of arguing your point.</p> <p><u>Additional Learning</u></p> <ul style="list-style-type: none"> • How to discuss and debate guide for KS3 English students - BBC Bitesize 	<p>Read and explore key scenes focussing on plot character and themes.</p> <p><u>Additional Learning</u></p> <ul style="list-style-type: none"> • Romeo and Juliet - KS3 English - BBC Bitesize



Ambition



Respect



Kindness

Year 9 Subject Content

Year 9 Subject Content	
Half Term 1	Half Term 2
<p>Of Mice and Men Explore classic literature, key context/ themes and Steinbecks use of language.</p> <p><u>Additional Learning</u></p> <ul style="list-style-type: none"> • Of Mice and Men - GCSE English Literature - BBC Bitesize 	<p>Unseen Poetry Understand key poetry terminology, explore poems from different cultures and analyse the use of language and structure.</p> <p><u>Additional Learning</u></p> <ul style="list-style-type: none"> • Unseen prose - GCSE English Literature - BBC Bitesize
Half Term 3	Half Term 4
<p style="text-align: center;">The Gothic</p>	<p style="text-align: center;">People and Perspectives</p>
<p>Explore the conventions of genre, the creation of character and writers use of language and structure.</p> <p><u>Additional Learning</u></p> <ul style="list-style-type: none"> • Gothic literature guide for KS3 English students - BBC Bitesize 	<p>Introduce students to a taste of GCSE media by analysing representation in the media and different media formats.</p> <p><u>Additional Learning</u></p> <ul style="list-style-type: none"> • Analysing media texts - KS3 English - BBC Bitesize
Half Term 5	Half Term 6
<p>The Hunger Games Read the novel, explore the context and analyse the language and structure Collin uses.</p> <p><u>Additional Learning</u></p> <ul style="list-style-type: none"> • Investigating themes in fiction guide for KS3 English students - BBC Bitesize 	<p>Shakespearean Tragedy Explore tragedy genre conventions, Shakespeare’s use of language and creation of character.</p> <p><u>Additional Learning</u></p> <ul style="list-style-type: none"> • About Shakespeare - KS3 English - BBC Bitesize



Ambition



Respect



Kindness

Mathematics

HEAD OF FACULTY

Mrs A McGeehan

amc@knutsfordacademy.org.uk



Ambition



Respect



Kindness

Subject Specific Information

Tips for revising Mathematics

- Complete your homework on SPARX every week.
- Use your learning objectives to link areas of weakness to SPARX. (These codes are below. Search for them on the independent study section)
- Complete Mathswatch revision homework set by your teacher.
- Ensure you understand what all the command words mean.
- Use your Question Level Analysis sheets to reflect on areas of weakness.
- Practice using your calculator efficiently.

Use the Sparx codes on pages 8 – 14 to support your learning.

Remember: The only way to get better at Maths is to do it!

Useful websites

SPARX: www.sparxmaths.uk (Topic codes are on your pre assessment learning sheets)

MathsWatch: <https://vle.mathswatch.co.uk/vle/>

Both of the above use your school login details

Command Words

- **Calculate:** A calculator and some working will be needed.
- **Change:** Usually convert from one unit to another; either using known metric unit conversions or the use of a conversion graph.
- **Complete:** Fill in missing values.
- **Describe:** Write a sentence that gives the features of the situation.
- **Draw:** Produce an accurate drawing (unless a sketch is being drawn).
- **Expand:** Remove brackets.
- **Expand and simplify:** Remove brackets and the collect like terms.
- **Explain:** Write a sentence or a mathematical statement to show how you got to your answer or reached your conclusion.
- **Express:** Re-write in another form, some working may be needed.
- **Factorise:** Insert brackets by taking out common factors.
- **Factorise fully:** Insert brackets by taking out all the common factors.
- **Find:** Some working will be needed to get to the final answer.
- **Give a reason:** Must be clear and accurate reasons. If the reasons are geometrical then make sure you: -
- **Justify:** Show all working and/or give a written explanation



Ambition



Respect



Kindness

Assessments

Termly Formal Assessments

Formal assessments will take place in term one and two in Year 7-9. The results of these will be shared in progress point reports.

End of Year Assessments

Students will complete two formal end of year assessments in term three.

There will be 2 papers lasting 60 minutes. 1 x Non-Calculator and 1 x Calculator.

The results of these assessments will be shared in progress point 3 report.



Ambition



Respect



Kindness

Year 7 Subject Content

Half Term 1

Half Term 2

Number sense and calculations

Expressions and Equations

Using number lines	M763	Algebraic notation	M813
Integer place value	M704	Algebraic terminology	M830
Decimal place value	M522	Simplifying expressions (single variable)	M795
Ordering negative numbers	M527	Simplifying expressions (multiple)	M531
Rounding integers	M111	Simplifying expressions (non-linear)	M949
Rounding decimals	M431	Substituting with one operation	M417
Adding integers	M928	Substituting with multiple operations	M327
Adding decimals	M429	Substituting into algebraic formulae	M208
Subtracting integers	M347	Substituting into real-life formulae	M979
Subtracting decimals	M152	Solving equations with one step	M707
Multiplying/dividing by 10, 100 and 1000	M113	Solving equations of the form $ax+b=c$	M634
Multiplying using place value	M911	Solving equations of the form $x/a+b=c$	M647
Using a written method to \times integers	M187	Measures	
Using a written method to \times decimals	M803	Converting units of time	M515
Dividing numbers into equal groups	M462	Using clocks	M892
Using a written method to \div integers	M354	Calculating with time	M627
Dividing with remainder	M873	Using timetables	M963
Divide by integers to = a decimal	M262	Using calendars	M747
Using a written method to \div decimals	M491	Estimate/measure length, mass & capacity	M828
+ and - with negative numbers	M106	Convert length, mass & capacity units	M774
\times and \div with negative numbers	M288	Using appropriate units	M487
Calculating with roots and powers	M135	2D Shapes	
Using the correct order of operations	M521	Line properties	M814
Using the commutative laws	M952	Shape properties	M276
Using the associative laws	M409	Symmetry	M523
		Perimeter and Area	
		Finding perimeters using grids	M920
		Finding the perimeter of rectangles	M635
		Finding the perimeter of compound shapes	M690
		Finding areas using grids	M900
		Finding the area of rectangles	M390
		Finding the area of compound shapes	M269
		Finding the area of triangles	M610
		Finding the area of compound shapes containing triangles	M996

Half Term 3

Half Term 4



Ambition



Respect



Kindness

Coordinates		Brackets	
Reading and plotting coordinates	M618	Using the distributive law	M637
Shape problems involving coordinates	M230	Expanding single brackets	M237
Factors, Multiples and Primes		Expanding single brackets and simplify	M792
Finding the lowest common multiple	M227	Factorising into one bracket	M100
Finding factors and using divisibility tests	M823	Angles	
Finding the highest common factor	M698	Types of angles	M502
Finding prime numbers	M322	Estimating angles	M541
Prime factor decomposition	M108	Measuring angles	M780
Fractions		Drawing angles	M331
Finding fractions of shapes	M158	Angles on a line and about a point	M818
Constructing fractions	M939	Vertically opposite angles	M163
Finding equivalent fractions	M410	Angles in triangles	M351
Simplifying fractions	M671		
Ordering fractions	M335		
Converting between mixed numbers and improper fractions	M601		
Adding and subtracting fractions	M835		
Adding and subtracting mixed numbers	M931		
Half Term 5		Half Term 6	
Handling Data and Statistical Diagrams		Fractions, Decimals and Percentages	
Calculating the range	M328	Reciprocals	M216
Calculating the median	M934	Multiplying fractions	M157
Finding the mode	M841	Dividing fractions	M110
Calculating the mean	M940	Multiplying with mixed numbers	M197
Frequency tables and two-way tables	M899	Dividing with mixed numbers	M265
Drawing and interpreting tally charts	M597	Fractions of amounts (non calc)	M695
Drawing and interpreting pictograms	M644	Fractions of amounts (calc)	M684
Drawing bar charts	M460	Converting fractions and decimals	M958
Interpreting bar charts	M738	Converting fractions, decimals and %	M264
Collecting and record data using tables	M945	Order fractions, decimals and %	M553
Finding averages from frequency tables	M127	Write numbers as % of others	M235
Choosing suitable averages	M440	Probability	
Proportion		Using probability phrases	M655
Solving proportion problems	M478	Writing probabilities as fractions	M941
		Writing probabilities as equivalents	M938
		Mutually exclusive events	M755
		Sample space diagrams	M718



Ambition



Respect



Kindness

Year 8 Subject Content

Half Term 1		Half Term 2	
Percentages		Sequences	
Percentages of amounts (non calc)	M437	Term-to-term rules	M381
Percentages of amounts (calc)	M905	Term-to-term rules for patterns	M241
Percentage change without a calculator	M476	Position-to-term rules	M166
Percentage change with a calculator	M533	Arithmetic sequences	M991
Money		Position-to-term rules (sequences)	M866
Value for money	M681	Ratio	
Indices		Writing and simplifying ratios	M885
Index rules with positive indices	M608	Writing ratios in the form 1:n	M543
Index rules with negative indices	M150	Converting ratios, fractions and %	M267
Simplifying expressions using index laws	M120	Using equivalent ratios	M801
Simplifying algebraic fractions	M568	Sharing amounts in a given ratio	M525
Equations		Drawing & interpreting scale diagrams	M112
Solving equations of the form $(x+a)/b=c$	M401	Rounding	
Solving linear equations inc brackets	M902	Round integers to significant figures	M994
Solving with unknown on both sides	M554	Round decimals to significant figures	M131
Solving with unknown denominator	M387	Estimating calculations	M878
Constructing and solving equations	M957	Coordinates	
		Calculating midpoints	M622
		Coordinates and midpoints	M311



Ambition



Respect



Kindness

Half Term 3		Half Term 4	
Area		3D Shapes	
Finding the area of parallelograms	M291	Properties of 3D shapes	M767
Finding the area of trapeziums	M705	Nets of 3D shapes	M518
Converting units of area	M728	Surface Area and Volume	
Circles		Finding the surface area from a net	M884
Identifying parts of circles	M595	Finding the surface area of cubes & cuboids	M534
Finding the circumference of circles	M169	Finding the surface area of prisms	M661
Finding the area of circles	M231	Finding the volume of cubes and cuboids	M765
Standard Form		Finding the volume of prisms	M722
Using standard form (positive indices)	M719	Converting units of volume	M465
Using standard form (negative indices)	M678	Linear Graphs	
Venn Diagrams		Plotting horizontal, vertical & diagonal lines	M797
Venn diagrams	M829	Plotting straight line graphs	M932
Probabilities from Venn diagrams	M419	Finding equations of straight-line graphs	M544
Finding the HCF and LCM using prime factor decomposition	M365	Transformations	
		Translations	M139
		Reflection	M290
Half Term 5		Half Term 6	
Angles		Inequalities	
Angles in quadrilaterals	M679	Reading and drawing linear inequalities	M384
Combining angle facts	M319	Solving single inequalities	M118
Angles on parallel lines	M606	Brackets	
Quadrilateral properties to find angles	M393	Expanding double brackets	M960
Angles in polygons	M653	Algebraic Fractions	
Statistical Diagrams		Calculating with fractions	M645
Drawing pie charts	M574	Calculating with mixed numbers	M619
Interpreting pie charts	M165	Simplifying algebraic fractions	M754
Drawing line graphs	M140	Adding and subtracting algebraic fractions	M336
Interpreting line graphs	M183	Recurring Decimals	
Drawing stem-and-leaf diagrams	M648	Using recurring decimal notation	M701
Interpreting stem-and-leaf diagrams	M210	Converting fractions to recurring decimals	M922
Finding averages from diagrams	U854		

Subject Content Year 9



Ambition



Respect



Kindness

Half Term 1		Half Term 2	
Fractions and Percentages		Formulae	
Converting fractions, decimals & %	U888	Changing the subjects of formulae one step	U675
Ordering fractions, decimals & %	U594	Changing the subjects of formulae	U181
Finding fractions of amounts (non calc)	U881	Constructions	
Finding fractions of amounts (calc)	U916	Constructing bisectors of angles	U787
Finding % of amounts (non calc)	U554	Constructing perpendicular bisectors	U245
Finding % of amounts (calc)	U349	Circles	
Percentage change without a calculator	U773	Finding the arc length of sectors	U221
Percentage change with a calculator	U671	Finding the area of sectors	U373
Reverse percentage calculations	U286	Finding the surface area of cylinders	U464
Finding the percentage change	U278	Finding the volume of cylinders	U915
Simple interest calculations	U533	Rounding	
Probability		Finding error intervals	U657
Expected outcomes	U166	Truncating decimals	U108
Calculating experimental probabilities	U580	Finding error intervals	U301
Frequency trees	U280	3D Shapes	
Standard Form		Plans and elevations	U743
x and \div numbers in standard form	U264		
+ and - numbers in standard form	U290		
Standard form with a calculator	U161		
Inequalities			
Solving inequalities (unknown on 2 sides)	U738		
Solving double inequalities	U145		
Constructing and solving inequalities	U337		
Quadratic Equations			
Factorising quadratic equations	U178		
Factorising the difference of two squares	U963		
Factorising to solve quadratic equations	U228		



Ambition



Respect



Kindness

Half Term 3		Half Term 4	
Pythagoras' Theorem		Compound Measures	
Using Pythagoras' theorem in 2D	U385	Calculating with speed	U151
Ratio and Proportion		Calculating with rates	U256
Writing and simplifying ratios	U687	Motion-Time Graphs	
Sharing amounts in a given ratio	U577	Plotting distance-time graphs	U403
Solving direct proportion word problems	U721	Interpreting distance-time graphs	U914
Solving inverse proportion problems	U357	Calculating from distance-time graphs	U462
Currency conversion	U610	Plotting distance-time graphs using speeds	U966
Line Graphs		Quadratic Graphs	
Plotting straight line graphs	U741	Plotting graphs of quadratic functions	U989
Finding equations of straight-line graphs	U315	Interpreting graphs of quadratic functions	U667
Interpreting equations of straight-line graphs	U669	Solving quadratic equations graphically	U601
Half Term 5		Half Term 6	
Angles and Bearings		Vectors	
Combining angle facts	U655	Understanding column vectors	U632
Angles on parallel lines	U826	Adding and subtracting column vectors	U903
Using quadrilateral properties	U329	Multiplying column vectors by a scalar	U564
Angles in polygons	U427	Identifying parallel vectors	U660
Measuring and drawing bearings	U525	Handling Data	
Calculating bearings	U107	Types of data	U322
Transformations		Presenting data and making conclusions	U571
Translation (column vector notation)	U196	Comparing populations using diagrams	U520
Reflection	U799	Choosing suitable averages	U717
Rotation	U696	Plotting scatter graphs	U199
Enlargement by a positive scale factor	U519	Interpreting scatter graphs	U277
Mixed transformations	M881	Using lines of best fit	U128
Similarity and Congruence		Interpret frequency tables (grouped data)	U312
Understanding similarity	U551	Finding averages from grouped data	U877
Finding unknown sides in similar shapes	U578	Draw and interpret frequency polygons	U840
Understanding congruence	U790		
Congruent triangles	U866		
Constructing triangles	U187		

Science

HEAD OF DEPARTMENT

Mrs E Riley

ery@knutsfordacademy.org.uk



Ambition



Respect



Kindness

Subject Specific Information

Tips for revising Science

- Track your progress - As you revise, tick off the topics you've covered and test your knowledge at regular intervals. This will help you see your progress and boost your confidence.
- Active recall and spaced repetition - Quiz yourself regularly on facts, equations, and definitions. Use apps like Tassomai to help with spaced repetition, which helps reinforce knowledge over time.
- Focus on exam technique - Learn how to structure long-answer questions and develop strategies for answering multiple-choice questions.
- Focus on key terms and definitions - Make flashcards or a glossary of important terms like "activation energy," "catalyst," and "covalent bonding." Clear definitions and the ability to explain terms will help you score marks on knowledge-based questions.

Useful websites

- Cognito - <https://cognitoedu.org/home>
- BBC Bitesize (Biology) - <https://www.bbc.co.uk/bitesize/subjects/z4882hv>
- BBC Bitesize (Chemistry) - <https://www.bbc.co.uk/bitesize/subjects/znxytrd>
- BBC Bitesize (Physics) - <https://www.bbc.co.uk/bitesize/subjects/zh2xsbk>
- Tassomai - <https://app.tassomai.com/login?returnUrl=%2Fdashboard>
- Free Science Lessons (Year 9) - <https://www.youtube.com/c/Freesciencelessons>

Command Words

- **Calculate:** use the numbers given in the question to work out the answer.
- **Compare:** Describe the similarities and/or differences between things, not just write about one.
- **Define:** Specify the meaning of something.
- **Determine:** Use given data or information to obtain an answer.
- **Estimate:** Assign an approximate value.
- **Evaluate:** Use the information supplied, as well as your knowledge and understanding, to consider the evidence for and against when making a judgment.
- **Explain:** Make something clear or state the reasons for something happening.
- **Identify:** Name or otherwise characterise.
- **Justify:** Use evidence from the information supplied to support an answer.
- **Plan:** Write a method.
- **Plot:** Mark on a graph using the data given.
- **Predict:** Give a plausible outcome.
- **Show:** Provide structured evidence to reach a conclusion.
- **Sketch:** Draw approximately.
- **Suggest:** Apply your knowledge and understanding to a new situation.
- **Use:** The answer must be based on the information given in the question.



Ambition



Respect



Kindness

Assessments

Termly Formal Assessments

Formal assessments will take place in term one and two in Year 7-9. The results of these will be shared in progress point reports.

End of Year Assessments

Year 7

Students will complete one formal end of year assessment in term three.

Year 8 and 9

Students will complete three formal end of year assessments in term three.

There will be one paper for biology, chemistry and physics

The results of these assessments will be shared in progress point 3 report.



Ambition



Respect



Kindness

Year 7 Subject Content

Half Term 1

Half Term 2

Cells and Reproduction

The Particle model and Elements, Compounds and Mixtures

Structure and function of animal and plant cells.
 Parts of a light microscope and how to use a microscope
 How to prepare a slide of an animal and a plant cell.
 Structure and function of specialised animal and plant cells.
 The seven life processes MRS GREN
 Structure of the male and female human reproductive system.
 Fertilisation in humans
 Pregnancy
 The menstrual cycle
 The reproductive system in flowering plants
 Fertilisation and germination in plants.
 Seed dispersal.

Additional Learning

- [What are plant and animal cells? - BBC Bitesize](#)
- [Specialised animal cells - Living organisms - KS3 Biology - BBC Bitesize](#)
- [Specialised plant cells - Living organisms - KS3 Biology - BBC Bitesize](#)
- [Human reproduction - Reproduction - KS3 Biology - BBC Bitesize](#)
- [Fertilisation - Reproduction- KS3 Biology - BBC Bitesize](#)
- [Changes that occur during the menstrual cycle - Reproduction - KS3 Biology - BBC Bitesize](#)
- [What is pollination? Reproduction - KS3 Biology - BBC Bitesize](#)

How to safely use a Bunsen burner
 Use the particle model to explain the properties of solids, liquids and gases.
 Describe changes of state using the terms melting point and boiling point.
 Use the particle model to explain expansion and contraction.
 Know and measure the boiling point of water.
 Explain what happens to particles when substances in a gas state condense.
 Describe and explain changes of state relating to energy.
 The structure of an atom.
 Elements in the periodic table.
 The position of metals and non-metals in the periodic table.
 The properties of metals and non-metals.
 The formation of compounds.
 Naming compounds
 Define a mixture.
 Compare elements, mixtures and compounds.
 Practical techniques: filtration and evaporation, distillation, chromatography.

Additional Learning

- [What is the arrangement of particles in a solid, liquid and gas? - BBC Bitesize](#)
- [What are changes of state? - BBC Bitesize](#)
- [Elements, compounds and mixtures - BBC Bitesize](#)
- [Symbols and formulae - BBC Bitesize](#)
- [Evaporation - BBC Bitesize](#)



Ambition



Respect



Kindness

Half Term 3	Half Term 4
<p style="text-align: center;">Energy and Waves</p>	<p style="text-align: center;">Inheritance and Evolution</p>
<p>Energy stores Energy transfers Energy in food Energy resources Advantages and disadvantages of energy resources Energy costs and efficiency Power Waves – Transverse and Longitudinal Anatomy of a wave Light Pinhole camera Reflection Refraction Lenses Colour</p> <p><u>Additional Learning</u></p> <ul style="list-style-type: none"> • Energy stores - Energy - KS3 Physics - BBC Bitesize • Energy calculations - Energy - KS3 Physics - BBC Bitesize • Generating electricity guide for KS3 physics students - BBC Bitesize • Features of waves links to energy transfer guide for KS3 physics students - BBC Bitesize • Reflection guide for KS3 physics students - BBC Bitesize • Refraction and lenses guide for KS3 physics students - BBC Bitesize 	<p>Competition and Adaptation of plants and animals. What is variation? Causes of variation. Continuous and discontinuous variation Inheritance Natural selection Extinction Classification Vertebrates and invertebrates Mendel and Inheritance Darwin’s theory of Evolution The discovery of DNA</p> <p><u>Additional Learning</u></p> <ul style="list-style-type: none"> • What are the kingdoms? - Ecosystems and habitats - KS3 Biology - BBC Bitesize - BBC Bitesize • Adaptations of plants - Ecosystems and habitats - KS3 Biology - BBC Bitesize • DNA - Inheritance and genetics - KS3 Biology - BBC Bitesize • Types of variation - Inheritance and genetics - KS3 Biology - BBC Bitesize • What are causes of variation? - BBC Bitesize • Adaptations and evolution - Inheritance and genetics - KS3 Biology - BBC Bitesize • Natural selection leads to evolution - Inheritance and genetics - KS3 Biology - BBC Bitesize

Half Term 5
Half Term 6
Chemical Reactions and Acid Reactions

Chemical reactions are a change in which particles are rearranged to create new substances

Types of chemical reactions

How to write word equations for chemical reactions

Products of combustion

Investigating combustion

Acids and alkalis

Indicators

Neutralisation reactions

Metals and acids

Metal carbonates and acids

Additional Learning

- [What is a chemical reaction? - BBC Bitesize](#)
- [What are exothermic and endothermic reactions? - BBC Bitesize](#)
- [Writing word equations - BBC Bitesize](#)
- [Combustion: what is it? - BBC Bitesize](#)
- [What is the pH scale and what does it measure? - BBC Bitesize](#)
- [What is an acid and metal reaction? - BBC Bitesize](#)
- [What is a neutralisation reaction? - BBC Bitesize](#)

Forces and Electricity

How to calculate speed

Distance-Time graphs

What forces are and how we represent them.

Weight and Mass

Gravity

Frictional forces

Contact and non-contact forces

Resultant force

Current is a movement of electrons around a complete circuit that transfers energy to make components work.

Potential difference is the amount of energy per unit of charge transferred through the electrical pathway.

Drawing circuits -know the circuit symbols

Potential difference in series and parallel circuits.

Current – what it is and how it works in a circuit.

Resistance – what it is and how to calculate it

Building circuits

Additional Learning

- [Force diagrams and resultant forces - Forces and movement - KS3 Physics - BBC Bitesize](#)
- [Weight and mass - Forces and movement - KS3 Physics - BBC Bitesize](#)
- [Representing journeys - Forces and movement - KS3 Physics - BBC Bitesize](#)
- [Introduction to circuits - Electricity - KS3 Physics - BBC Bitesize](#)
- [Series circuits - Electricity - KS3 Physics - BBC Bitesize](#)
- [Parallel circuits - KS3 Physics - BBC Bitesize](#)
- [Electric current and potential difference guide for KS3 physics students - BBC Bitesize](#)
- [Resistance - KS3 Physics - BBC Bitesize](#)



Ambition



Respect



Kindness

Year 8 Subject Content

Half Term 1

Half Term 2

Organisms

Particles and solubility

Breathing
 Gas exchange
 Respiration
 Exercise and breathing
 Smoking
 Asthma
 Drugs
 Diet – balanced and unbalanced
 Digestive system and Enzymes
 Skeleton and muscles

Additional Learning

- [The skeletal system - Skeleton - Living organisms - KS3 Biology - BBC Bitesize](#)
- [The structure of the digestive system - Nutrition, digestion and excretion - KS3 Biology - BBC Bitesize](#)
- [What enzymes break down starch? - BBC Bitesize](#)
- [Structure and function of the gas exchange system - Respiration and gas exchange - KS3 Biology - BBC Bitesize](#)
- [What is the difference between aerobic and anaerobic respiration? - BBC Bitesize](#)

The particle model
 Density
 Energy and changes of state
 Heating curves
 Diffusion
 Gas pressure
 Pure substances
 Mixtures and solutions
 Dissolving
 Saturation
 Solubility curves
 Crystallisation

Additional Learning

- [Gas pressure - BBC Bitesize](#)
- [What are changes of state? - BBC Bitesize](#)
- [What are pure substances? - BBC Bitesize](#)
- [Dissolving - BBC Bitesize](#)



Ambition



Respect



Kindness

Half Term 3		Half Term 4	
Energy and forces		Ecosystems	
Energy and temperature Conduction, convection and radiation Insulation Cooling curves Work Simple machines Moments Hooke's Law Pressure, pressure in fluids Sinking and floating Atmospheric pressure Additional Learning <ul style="list-style-type: none"> • Hooke's law - Forces and movement - KS3 Physics - BBC Bitesize • How to show pressure exists in liquids guide for KS3 physics students - BBC Bitesize • How to weigh a floating object without scales guide for KS3 physics students - BBC Bitesize 		Plants and photosynthesis Transport in plants Factors affecting the rate of transpiration Plant adaptations Plant growth and minerals Food chains and food webs Pyramids of number and biomass Bioaccumulation Competition and adaptation Respiration Additional Learning <ul style="list-style-type: none"> • What is respiration and photosynthesis in plants? - BBC Bitesize • Food chains and webs - Ecosystems and habitats - KS3 Biology – BBC Bitesize • What are pyramids of numbers and biomass? Ecosystems and habitats - KS3 Biology - BBC Bitesize 	
Half Term 5		Half Term 6	
Metal reactions, Fuels and Energy		Waves and Fields	
Metal properties Metals and oxygen Metals and water Metals and acids Displacement reactions Crude oil and hydrocarbons Combustion Heating and cooling Exothermic and endothermic reactions Additional Learning <ul style="list-style-type: none"> • What are exothermic and endothermic reactions? - BBC Bitesize • Combustion: what is it? - BBC Bitesize • What is a displacement reaction? - BBC Bitesize 		Speed of sound Volume and pitch Echoes Hearing The Electromagnetic spectrum Magnets and magnetic materials Magnetic fields Electromagnets Static electricity Additional Learning <ul style="list-style-type: none"> • Static electricity - BBC Bitesize • Magnetism guide for KS3 physics students - BBC Bitesize • Electromagnetism guide for KS3 physics students - BBC Bitesize • Magnets and magnetic materials - BBC Bitesize • Introduction to sound waves guide for KS3 physics students - BBC Bitesize 	



Ambition



Respect



Kindness

Year 9 Subject Content

Half Term 1	Half Term 2
Cells and transport in cells	Atomic structure and Acid reactions
<p>Plant and animal cells – structure and function Prokaryotes and Eukaryotes Specialised cells Microscopes and magnification Diffusion Osmosis Investigating osmosis Active transport</p> <p><u>Additional Learning</u></p> <ul style="list-style-type: none"> • Cell structure - Cell biology: Video playlist - BBC Bitesize • How to investigate osmosis - Cell biology: Video playlist - BBC Bitesize • Measuring cell size - Cell structure - AQA - GCSE Biology (Single Science) Revision - AQA - BBC Bitesize • Comparing diffusion, osmosis and active transport - Transport in cells - AQA - GCSE Biology (Single Science) Revision - AQA - BBC Bitesize 	<p>Word equations Conservation of mass Interpreting chemical formulae Balancing equations Atomic model Relative atomic mass Isotopes Electronic structure Reactions of metals and acids Testing for gases The pH scale and neutralisation Salts</p> <p><u>Additional Learning</u></p> <ul style="list-style-type: none"> • Acidic and alkaline solutions - Acids, alkalis and salts - AQA - GCSE Chemistry (Single Science) Revision - AQA - BBC Bitesize • Early ideas about atoms - Atomic structure - AQA - GCSE Chemistry (Single Science) Revision - AQA - BBC Bitesize
Half Term 3	Half Term 4
Models and electric circuits	Ecology
<p>Energy stores Energy transfers Conservation of energy Atomic structure Circuit diagrams Current Potential difference Resistance Resistors in series and parallel circuits</p> <p><u>Additional Learning</u></p> <ul style="list-style-type: none"> • Types of energy store - Changes in energy stores - AQA - GCSE Physics (Single Science) Revision - AQA - BBC Bitesize • Electrical circuit symbols - Electric circuits - AQA - GCSE Physics (Single Science) Revision - AQA - BBC Bitesize 	<p>Adaptations and competition Distribution and abundance Food chains and food webs Materials cycles Decay Pollution Deforestation Global warming Biodiversity</p> <p><u>Additional Learning</u></p> <ul style="list-style-type: none"> • Levels of organisation - Organisation of an ecosystem - AQA - GCSE Biology (Single Science) Revision - AQA - BBC Bitesize • Biodiversity - Biodiversity and the effect of human interaction on ecosystems - AQA - GCSE Biology (Single Science) Revision - AQA - BBC Bitesize • How the rate of decay affects key factors - Decomposition - AQA - GCSE Biology (Single Science) Revision - AQA - BBC Bitesize



Ambition



Respect



Kindness

Half Term 5	Half Term 6
<p>Periodic table and Rates of Reaction</p> <p>Elements and the periodic table Development of the periodic table Metals and Non-metals Alkali metals Halogens Noble gases Temperature and rate of reaction Calculating rate of reaction Factors affecting rate of reaction <u>Additional Learning</u></p> <ul style="list-style-type: none"> • Rate of reaction - Rates of reaction - AQA - GCSE Chemistry (Single Science) Revision - AQA - BBC Bitesize • Group 0 - physical properties - Groups in the periodic table - AQA - GCSE Chemistry (Single Science) Revision - AQA - BBC Bitesize 	<p>Motion and Forces</p> <p>Speed and measuring speed Scalars and vectors Distance-time graphs Types of forces Weight vs mass Resultant forces Newtons Laws Top speed and terminal velocity <u>Additional Learning</u></p> <ul style="list-style-type: none"> • Scalar quantities - Scalar and vector quantities - AQA - GCSE Physics (Single Science) Revision - AQA - BBC Bitesize • Terminal velocity - Forces, acceleration and Newton's Laws - AQA - GCSE Physics (Single Science) Revision - AQA - BBC Bitesize



Ambition



Respect



Kindness

Art and Design

HEAD OF DEPARTMENT

Mrs L Mason

lmn@knutsfordacademy.org.uk



Ambition



Respect



Kindness

Subject Specific Information

Tips for revising Art and Design

No end of year exam for this subject.

We recommend the following to improve your art and design skills.

- **Be curious:** Look around you and record in any media you enjoy working with in any format, (Photography, pencil crayon, pencil, watercolour etc. in sketchbooks.
- **Visit Art Galleries and exhibitions:** Expand your knowledge of and be inspired by the work of different artists.
- **Expand your vocabulary and how you talk about artwork:** Read about artists and work you like and try to incorporate new words in your artist research tasks and whilst analysing your artwork.
- **Get involved with art clubs and competitions:** Try something new or expand your current skills, put that extra effort in and take part in exhibitions and competitions.

Useful websites

<https://www.bbc.co.uk/teach/topics/c973zv6xzedt>

Command Words

Describe, explain, compare, analyse, evaluate, demonstrate, develop, identify, interpret and investigate.

Assessments

Termly Formal Assessments

Formal assessments will take place during each term in Year 7-9. The results of these will be shared in progress point reports.



Ambition



Respect



Kindness

Year 7 Subject Content

Half Term 1	Half Term 2
<p data-bbox="245 264 643 309">Graphics ‘Typography’</p> <p data-bbox="108 367 778 591">Graphics Students will study the fundamentals of graphic design through typographic outcomes. They will explore what graphic design is and how it is used in product, branding design, signage, multimedia, and illustration.</p> <p data-bbox="108 636 759 712"><u>Additional Learning</u> https://www.bbc.co.uk/bitesize/subjects/z23vkhv</p>	<p data-bbox="938 264 1351 353">Graphics ‘Typography’/ Textiles ‘Felt monsters’</p> <p data-bbox="810 367 1481 591">Graphics Students will study the fundamentals of graphic design through typographic outcomes. They will explore what graphic design is and how it is used in product, branding design, signage, multimedia, and illustration.</p> <p data-bbox="810 636 1461 712"><u>Additional Learning</u> https://www.bbc.co.uk/bitesize/subjects/z23vkhv</p> <p data-bbox="810 757 1458 949">Textiles In year 7 textiles, students will be exploring the process of textile design and create their own felt monster, inspired by the artists Louise Evans and Audrey Montoya.</p> <p data-bbox="810 949 1461 1025"><u>Additional Learning</u> https://www.bbc.co.uk/bitesize/subjects/zgb4q6f</p>
Half Term 3	Half Term 4
<p data-bbox="245 1124 643 1169">Textiles ‘Felt monsters’</p> <p data-bbox="108 1178 756 1370">Textiles In year 7 textiles, students will be exploring the process of textile design and create their own felt monster, inspired by the artists Louise Evans and Audrey Montoya.</p> <p data-bbox="108 1415 759 1491"><u>Additional Learning</u> https://www.bbc.co.uk/bitesize/subjects/zgb4q6f</p>	<p data-bbox="948 1124 1345 1169">Art ‘Abstract portraits’</p> <p data-bbox="810 1178 1474 1447">Art In Year 7 Art, students will embark on an exciting exploration of abstract portraits, primarily inspired by the work of contemporary artist Keemo. They will develop their analytical skills as they examine Keemo's unique style and incorporate key art terminology throughout the project.</p> <p data-bbox="810 1491 1461 1568"><u>Additional Learning</u> https://www.bbc.co.uk/bitesize/subjects/z8tnvcw</p>



Ambition



Respect



Kindness

Half Term 5	Half Term 6
<p style="text-align: center;">Art 'Abstract portraits' 3D Design 'Architecture'</p>	<p style="text-align: center;">3D Design 'Architecture'</p>
<p>Art In Year 7 Art, students will embark on an exciting exploration of abstract portraits, primarily inspired by the work of contemporary artist Keemo. They will develop their analytical skills as they examine Keemo's unique style and incorporate key art terminology throughout the project.</p> <p><u>Additional Learning</u> https://www.bbc.co.uk/bitesize/subjects/z8tnvcw</p> <p>3D Design Students explore the historical context, focusing on the 20th century, industrialisation, and the rise of new materials like steel, glass, and concrete. They will study pioneers like Zaha Hadid, Daniel Libeskind and Frank Gehry and how they changed the whole concept of what can be designed and built.</p> <p><u>Additional Learning</u> https://www.bbc.co.uk/bitesize/subjects/z23vkhv</p>	<p>Students explore the historical context, focusing on the 20th century, industrialisation, and the rise of new materials like steel, glass, and concrete. They will study pioneers like Zaha Hadid, Daniel Libeskind and Frank Gehry and how they changed the whole concept of what can be designed and built.</p> <p><u>Additional Learning</u> https://www.bbc.co.uk/bitesize/subjects/z23vkhv</p>



Ambition



Respect



Kindness

Year 8 Subject Content

Half Term 1	Half Term 2
Textiles 'Landscapes'	Textiles 'Landscapes' 3D Design 'Structure and layers'
<p>Textiles In year 8 textiles, students will explore the artwork of the landscape artist David Hockney. By researching and analysing the work of this contemporary artist, students will begin to explore the structure of the landscape and develop marks using stitch.</p> <p><u>Additional Learning</u> https://www.bbc.co.uk/bitesize/subjects/zgb4q6f</p>	<p>Textiles In year 8 textiles, students will explore the artwork of the landscape artist David Hockney. By researching and analysing the work of this contemporary artist, students will begin to explore the structure of the landscape and develop marks using stitch.</p> <p><u>Additional Learning</u> https://www.bbc.co.uk/bitesize/subjects/zgb4q6f</p> <p>3D Design Students will explore geometric forms and structures to develop a 3D design project that incorporates the concepts of layers, balance, and spatial awareness. They will begin with Vorticism and abstract nature of this art movement.</p> <p><u>Additional Learning</u> https://www.bbc.co.uk/bitesize/subjects/z23vkhv</p>
Half Term 3	Half Term 4
3D Design 'Structures and Layers'	Art 'Identity'
<p>3D Design Students will explore geometric forms and structures to develop a 3D design project that incorporates the concepts of layers, balance, and spatial awareness. They will begin with Vorticism and abstract nature of this art movement.</p> <p><u>Additional Learning</u> https://www.bbc.co.uk/bitesize/subjects/z23vkhv</p>	<p>Art In Year 8 Art, students will delve into the theme of identity through the lens of pop art, exploring its roots in 1960s British culture alongside contemporary influences from their own pop culture. They will study the works of artists such as Michael Craig-Martin, Georgina Luck, and Jisbar, each highlighting their unique artistic identities.</p> <p><u>Additional Learning</u> https://www.bbc.co.uk/bitesize/subjects/z8tnvcw</p>



Ambition



Respect



Kindness

Half Term 5	Half Term 6
<p style="text-align: center;">Art 'Identity' Graphics 'Mural art'</p>	<p style="text-align: center;">Graphics 'Mural art'</p>
<p>Art In Year 8 Art, students will delve into the theme of identity through the lens of pop art, exploring its roots in 1960s British culture alongside contemporary influences from their own pop culture. They will study the works of artists such as Michael Craig-Martin, Georgina Luck, and Jisbar, each highlighting their unique artistic identities.</p> <p><u>Additional Learning</u> https://www.bbc.co.uk/bitesize/subjects/z8tnvcw</p> <p>Graphics Examining mural art from early cave paintings and hieroglyphics, to modern installations we will be studying the work of artist Morag Myerscough. Colour, pattern and words can change urban environments and peoples perceptions of spaces. We will be learning how to create dynamic infographics that catch the attention and create and an engaging experience for everyone.</p> <p><u>Additional Learning</u> https://www.bbc.co.uk/bitesize/subjects/z23vkhy</p>	<p>Graphics Examining mural art from early cave paintings and hieroglyphics, to modern installations we will be studying the work of artist Morag Myerscough. Colour, pattern and words can change urban environments and peoples perceptions of spaces. We will be learning how to create dynamic infographics that catch the attention and create and an engaging experience for everyone.</p> <p><u>Additional Learning</u> https://www.bbc.co.uk/bitesize/subjects/z23vkhy</p>



Ambition



Respect



Kindness

Year 9 Subject Content

Half Term 1

Half Term 2

Art, Graphics, Textiles, 3D Design

Art 'Sealife'

In Year 9 Art, students will embark on a project focused on sea life, developing a range of drawing techniques including stippling, biro, watercolour, collage, monoprint, emulsion paint poly print, and clay.

Additional Learning

<https://www.bbc.co.uk/bitesize/subjects/z8tnvcw>

Graphics 'Disguise'

In Year 9, students will design a magazine cover called 'Disguise'. They will explore the portrait work of Loui Jover to inspire their designs. They will experiment with typography and design a logo for the magazine. They will explore traditional media such as drawing and collage but also learn new digital skills including Photoshop and Illustrator.

Additional Learning

<https://www.bbc.co.uk/bitesize/subjects/z23vkvh>

Textiles 'Armour'

In year 9 Textiles, students will research a variety of cultures to create a fashion garment based on armour through research and observational drawings. Students will creatively investigate their chosen culture and design and plan their own interpretation of the armour from their chosen culture.

Additional Learning

<https://www.bbc.co.uk/bitesize/subjects/zgb4q6f>

3D Design 'Organic shape and form'

Students will study organic shape and form and how it can be applied to Architecture. They will learn about the concept of organic architecture and its connection to natural forms. They will study the work of key figures in organic architecture, such as Frank Lloyd Wright, Antoni Gaudí and Thomas Heatherwick.

Additional Learning

<https://www.bbc.co.uk/bitesize/subjects/z23vkvh>

Art, Graphics, Textiles, 3D Design

Art 'Sealife'

In Year 9 Art, students will embark on a project focused on sea life, developing a range of drawing techniques including stippling, biro, watercolour, collage, monoprint, emulsion paint poly print, and clay.

Additional Learning

<https://www.bbc.co.uk/bitesize/subjects/z8tnvcw>

Graphics 'Disguise'

In Year 9, students will design a magazine cover called 'Disguise'. They will explore the portrait work of Loui Jover to inspire their designs. They will experiment with typography and design a logo for the magazine. They will explore traditional media such as drawing and collage but also learn new digital skills including Photoshop and Illustrator.

Additional Learning

<https://www.bbc.co.uk/bitesize/subjects/z23vkvh>

Textiles 'Armour'

In year 9 Textiles, students will research a variety of cultures to create a fashion garment based on armour through research and observational drawings. Students will creatively investigate their chosen culture and design and plan their own interpretation of the armour from their chosen culture.

Additional Learning

<https://www.bbc.co.uk/bitesize/subjects/zgb4q6f>

3D Design 'Organic shape and form'

Students will study organic shape and form and how it can be applied to Architecture. They will learn about the concept of organic architecture and its connection to natural forms. They will study the work of key figures in organic architecture, such as Frank Lloyd Wright, Antoni Gaudí and Thomas Heatherwick.

Additional Learning

<https://www.bbc.co.uk/bitesize/subjects/z23vkvh>

Half Term 3

Half Term 4

Art, Graphics, Textiles, 3D Design

Art 'Sealife'

In Year 9 Art, students will embark on a project focused on sea life, developing a range of drawing techniques including stippling, biro, watercolour, collage, monoprint, emulsion paint poly print, and clay.

Additional Learning

<https://www.bbc.co.uk/bitesize/subjects/z8tnvcw>

Art, Graphics, Textiles, 3D Design

Art 'Sealife'

In Year 9 Art, students will embark on a project focused on sea life, developing a range of drawing techniques including stippling, biro, watercolour, collage, monoprint, emulsion paint poly print, and clay.

Additional Learning

<https://www.bbc.co.uk/bitesize/subjects/z8tnvcw>



Ambition



Respect



Kindness

Graphics 'Disguise'

In Year 9, students will design a magazine cover called 'Disguise'. They will explore the portrait work of Loui Jover to inspire their designs. They will experiment with typography and design a logo for the magazine. They will explore traditional media such as drawing and collage but also learn new digital skills including Photoshop and Illustrator.

Additional Learning

<https://www.bbc.co.uk/bitesize/subjects/z23vkvh>

Textiles 'Armour'

In year 9 Textiles, students will research a variety of cultures to create a fashion garment based on armour through research and observational drawings. Students will creatively investigate their chosen culture and design and plan their own interpretation of the armour from their chosen culture.

Additional Learning

<https://www.bbc.co.uk/bitesize/subjects/zgb4q6f>

3D Design 'Organic shape and form'

Students will study organic shape and form and how it can be applied to Architecture. They will learn about the concept of organic architecture and its connection to natural forms. They will study the work of key figures in organic architecture, such as Frank Lloyd Wright, Antoni Gaudí and Thomas Heatherwick.

Additional Learning

<https://www.bbc.co.uk/bitesize/subjects/z23vkvh>

Graphics 'Disguise'

In Year 9, students will design a magazine cover called 'Disguise'. They will explore the portrait work of Loui Jover to inspire their designs. They will experiment with typography and design a logo for the magazine. They will explore traditional media such as drawing and collage but also learn new digital skills including Photoshop and Illustrator.

Additional Learning

<https://www.bbc.co.uk/bitesize/subjects/z23vkvh>

Textiles 'Armour'

In year 9 Textiles, students will research a variety of cultures to create a fashion garment based on armour through research and observational drawings. Students will creatively investigate their chosen culture and design and plan their own interpretation of the armour from their chosen culture.

Additional Learning

<https://www.bbc.co.uk/bitesize/subjects/zgb4q6f>

3D Design 'Organic shape and form'

Students will study organic shape and form and how it can be applied to Architecture. They will learn about the concept of organic architecture and its connection to natural forms. They will study the work of key figures in organic architecture, such as Frank Lloyd Wright, Antoni Gaudí and Thomas Heatherwick.

Additional Learning

<https://www.bbc.co.uk/bitesize/subjects/z23vkvh>

Half Term 5

Art, Graphics, Textiles, 3D Design

Art 'Sealife'

In Year 9 Art, students will embark on a project focused on sea life, developing a range of drawing techniques including stippling, biro, watercolour, collage, monoprint, emulsion paint poly print, and clay.

Additional Learning

<https://www.bbc.co.uk/bitesize/subjects/z8tnvcw>

Graphics 'Disguise'

In Year 9, students will design a magazine cover called 'Disguise'. They will explore the portrait work of Loui Jover to inspire their designs. They will experiment with typography and design a logo for the magazine. They will explore traditional media such as drawing and collage but also learn new digital skills including Photoshop and Illustrator.

Additional Learning

<https://www.bbc.co.uk/bitesize/subjects/z23vkvh>

Half Term 6

Art, Graphics, Textiles, 3D Design

Art 'Sealife'

In Year 9 Art, students will embark on a project focused on sea life, developing a range of drawing techniques including stippling, biro, watercolour, collage, monoprint, emulsion paint poly print, and clay.

Additional Learning

<https://www.bbc.co.uk/bitesize/subjects/z8tnvcw>

Graphics 'Disguise'

In Year 9, students will design a magazine cover called 'Disguise'. They will explore the portrait work of Loui Jover to inspire their designs. They will experiment with typography and design a logo for the magazine. They will explore traditional media such as drawing and collage but also learn new digital skills including Photoshop and Illustrator.

Additional Learning

<https://www.bbc.co.uk/bitesize/subjects/z23vkvh>



Ambition



Respect



Kindness

Textiles 'Armour'

In year 9 Textiles, students will research a variety of cultures to create a fashion garment based on armour through research and observational drawings. Students will creatively investigate their chosen culture and design and plan their own interpretation of the armour from their chosen culture.

Additional Learning

<https://www.bbc.co.uk/bitesize/subjects/zgb4q6f>

3D Design 'Organic shape and form'

Students will study organic shape and form and how it can be applied to Architecture. They will learn about the concept of organic architecture and its connection to natural forms. They will study the work of key figures in organic architecture, such as Frank Lloyd Wright, Antoni Gaudí and Thomas Heatherwick.

Additional Learning

<https://www.bbc.co.uk/bitesize/subjects/z23vkhy>

Textiles 'Armour'

In year 9 Textiles, students will research a variety of cultures to create a fashion garment based on armour through research and observational drawings. Students will creatively investigate their chosen culture and design and plan their own interpretation of the armour from their chosen culture.

Additional Learning

<https://www.bbc.co.uk/bitesize/subjects/zgb4q6f>

3D Design 'Organic shape and form'

Students will study organic shape and form and how it can be applied to Architecture. They will learn about the concept of organic architecture and its connection to natural forms. They will study the work of key figures in organic architecture, such as Frank Lloyd Wright, Antoni Gaudí and Thomas Heatherwick.

Additional Learning

<https://www.bbc.co.uk/bitesize/subjects/z23vkhy>



Ambition



Respect



Kindness

Computing

HEAD OF DEPARTMENT

Mr D Cole

dce@knutsfordacademy.org.uk



Ambition



Respect



Kindness

Subject Specific Information

Tips for revising Computing

- Complete your homework on Educake every week.
- Review the work that is saved in Microsoft Teams / OneNote
- Practice developing programs in Scratch and Python

Useful websites

- BBC Bitesize - [KS3 Computer Science - BBC Bitesize](#)
- Scratch – <http://scratch.mit.edu>
- Teach ICT – www.teach-ict.com
- Educake – www.educake.co.uk

Command Words

- **Calculate:** Work out the value of something.
- **Compare:** Identify similarities and/or differences.
- **Complete:** Finish a task by adding to given information.
- **Convert:** Change data from one specified form to another.
- **Define:** Specify meaning.
- **Describe:** Set out characteristics.
- **Develop:** Take forward or build upon given information.
- **Discuss:** Present key points.
- **Draw:** Produce a diagram.
- **Explain:** Set out purposes or reasons.
- **Extend:** Further develop based on existing information.
- **Give:** Produce an answer from recall.
- **Justify:** Support a case with evidence.
- **State:** Express in clear terms.
- **Suggest:** Present a possible case/solution.



Ambition



Respect



Kindness

Assessments

Termly Formal Assessments

Formal assessments will take place in term one and two in Year 7-9. The results of these will be shared in progress point reports.

End of Year Assessments

Students year 7-9 will complete one formal end of year assessment in term three.

The results of these will be shared in progress point three report.



Ambition



Respect



Kindness

Year 7 Subject Content

Half Term 1	Half Term 2
Introduction to school systems	Computational Thinking
<p> Usernames and passwords Using OneDrive Introduction to Microsoft Office Using email and writing professional messages Web browsers and internet connections Searching the internet effectively Online dangers – malware </p> <p><u>Additional Learning</u></p> <ul style="list-style-type: none"> • How do search engines work? - BBC Bitesize • Online dangers - Online safety - KS3 Computer Science Revision - BBC Bitesize 	<p> Abstraction Decomposition Pattern recognition Algorithms Flowcharts Using Flowol to represent flowcharts </p> <p><u>Additional Learning</u></p> <ul style="list-style-type: none"> • What is computational thinking? - Introduction to computational thinking - KS3 Computer Science Revision - BBC Bitesize • What is decomposition? - Decomposition - KS3 Computer Science Revision - BBC Bitesize • What is pattern recognition? - Pattern recognition - KS3 Computer Science Revision - BBC Bitesize • What is an algorithm? - Algorithms - KS3 Computer Science Revision - BBC Bitesize • Designing an algorithm - Designing an algorithm - KS3 Computer Science Revision - BBC Bitesize
Half Term 3	Half Term 4
Physical Computing	Programming
<p> Input and output devices Internal hardware – CPU, main memory, Types of Software What are networks? Why do networks have different speeds? Network topologies Digital footprint Website filtering Illegal online activity Encryption Cloud computing </p> <p><u>Additional Learning</u></p> <ul style="list-style-type: none"> • Computer devices - Digital devices - KS3 Computer Science Revision - BBC Bitesize • What is software? - Software - KS3 Computer Science Revision - BBC Bitesize • What is a network? - Introduction to networks - KS3 Computer Science Revision - BBC Bitesize • What is the internet? - Internet and communication - KS3 Computer Science Revision - BBC Bitesize 	<p> Assignment Selection Iteration </p> <p><u>Additional Learning</u></p> <ul style="list-style-type: none"> • http://scratch.mit.edu



Half Term 5	Half Term 6
Programming	Spreadsheets
Command line programming Assignment Selection Iteration <u>Additional learning</u> <ul style="list-style-type: none"> • Arithmetic - Programming basics - KS3 Computer Science Revision - BBC Bitesize • Selection - Selection in programming - KS3 Computer Science Revision - BBC Bitesize • Iteration - Iteration in programming - KS3 Computer Science Revision - BBC Bitesize 	Entering data Formatting data Creating dashboards Creating and formatting graphs <u>Additional learning</u> <ul style="list-style-type: none"> • How spreadsheets work - Spreadsheets - KS3 ICT Revision - BBC Bitesize

Year 8 Subject Content	
Half Term 1	Half Term 2
Introduction to Networks	Programming - Python
Internet safety Digital footprints Why do we network? Network topologies <u>Additional Learning</u> <ul style="list-style-type: none"> • Online dangers - Online safety - KS3 Computer Science Revision - BBC Bitesize • What is the internet? - Internet and communication - KS3 Computer Science Revision - BBC Bitesize 	Iteration Arrays Functions <u>Additional Learning</u> <ul style="list-style-type: none"> • Arithmetic - Programming basics - KS3 Computer Science Revision - BBC Bitesize • Selection - Selection in programming - KS3 Computer Science Revision - BBC Bitesize • Iteration - Iteration in programming - KS3 Computer Science Revision - BBC Bitesize
Half Term 3	Half Term 4
User Interfaces	User Interfaces
Target audiences Design principles UI design UI development <u>Additional Learning</u> <ul style="list-style-type: none"> • User interfaces - Human computer interfaces (HCI) - GCSE ICT Revision - WJEC - BBC Bitesize 	Target audiences Design principles UI design UI development <u>Additional Learning</u> <ul style="list-style-type: none"> • User interfaces - Human computer interfaces (HCI) - GCSE ICT Revision - WJEC - BBC Bitesize



Ambition



Respect



Kindness

Half Term 5		Half Term 6	
Emerging Technology		Project Planning	
Development of technology through time Current technology Developing technology Possibilities of development <u>Additional Learning</u> <ul style="list-style-type: none"> • Background - Technology through time - KS3 ICT Revision - BBC Bitesize • Email - How ICT has changed communication and collaboration - KS3 ICT Revision - BBC Bitesize Impact on industry - New and emerging technologies - Edexcel - GCSE Design and Technology Revision - Edexcel - BBC Bitesize		Cyber bullying Mood boards Storyboards Creating a film Film editing <u>Additional Learning</u> <ul style="list-style-type: none"> • File sharing, cyberbullying and smartphones - eSafety - KS3 ICT Revision - BBC Bitesize • Recording and sharing video - Recording, sharing and editing video and audio - KS3 ICT Revision - BBC Bitesize 	

Year 9 Subject Content			
Half Term 1		Half Term 2	
Software Development Lifecycle and HTML		Software Development Lifecycle and HTML	
Why do we need a project plan? Planning a project for a target audience Target audience Website designs Creating a wireframe Formatting text using HTML Adding images to a webpage Using hyperlinks in a webpage Creating a website for a purpose <u>Additional Learning</u> <ul style="list-style-type: none"> • Using HTML to create websites - Internet and communication - KS3 Computer Science Revision - BBC Bitesize • HTML Tutorial 		Why do we need a project plan? Planning a project for a target audience Target audience Website designs Creating a wireframe Formatting text using HTML Adding images to a webpage Using hyperlinks in a webpage Creating a website for a purpose <u>Additional Learning</u> <ul style="list-style-type: none"> • Using HTML to create websites - Internet and communication - KS3 Computer Science Revision - BBC Bitesize • HTML Tutorial 	



Half Term 3		Half Term 4	
Python		Cyber Security	
Recap assignment, selection and iteration Using the turtle module Using the random module <u>Additional Learning</u> <ul style="list-style-type: none"> Python Tutorial 		What is cyber security? Why is protecting networks so important? What are the risks to networks Types of malware <u>Additional Learning</u> <ul style="list-style-type: none"> The internet - eSafety - KS3 ICT Revision - BBC Bitesize Cyber security and its purpose - Fundamentals of cyber security - AQA - GCSE Computer Science Revision - AQA - BBC Bitesize Malware and security - eSafety - KS3 ICT Revision - BBC Bitesize 	
Half Term 5		Half Term 6	
Technology in Sport		Technology in Sport	
Health, Fan Engagement, Rule enforcement Creating a digital sport portfolio <u>Additional Learning</u> <ul style="list-style-type: none"> Using technology to measure athlete performance - Technology in sport - AQA - GCSE Physical Education Revision - AQA - BBC Bitesize Officiating and spectating - Technology in sport - WJEC - GCSE Physical Education Revision - WJEC - BBC Bitesize Veo - The ultimate sports camera 		Health, Fan Engagement, Rule enforcement Creating a digital sport portfolio <u>Additional Learning</u> <ul style="list-style-type: none"> Using technology to measure athlete performance - Technology in sport - AQA - GCSE Physical Education Revision - AQA - BBC Bitesize Officiating and spectating - Technology in sport - WJEC - GCSE Physical Education Revision - WJEC - BBC Bitesize 	



Ambition



Respect



Kindness

French

HEAD OF DEPARTMENT
Mrs G Speakman
gsn@knutsfordacademy.org.uk



Ambition



Respect



Kindness

Subject Specific Information

Tips for revising French

- Learn your weekly homework vocabulary sentences
- Scan the QR codes on your sentence builders to access Quizlet
- Make your own Quizlets or join our classes Quizlet groups

Useful websites

[Language Gym - Home](#) (your teacher will give you log in details)

[KS3 French - BBC Bitesize](#)

<https://quizlet.com>

[French: KS3](#)

Command Words

1. **Écoute / Écoutez !** – Listen!
2. **Regarde / Regardez !** – Look!
3. **Lis / Lisez !** – Read!
4. **Écris / Écrivez !** – Write!
5. **Répète / Répétez !** – Repeat!
6. **Parle / Parlez en français !** – Speak in French!
7. **Ouvre / Ouvrez (ton/votre livre) !** – Open (your book)!
8. **Ferme / Fermez (la porte/le cahier) !** – Close (the door/your book)!
9. **Asseyez-vous / Levez-vous !** – Sit down / Stand up!
10. **Travaille / Travaillez en groupe !** – Work in a group!
11. **Arrête / Arrêtez !** – Stop
15. **Complète / Complétez la phrase !** – Complete the sentence!
16. **Choisis / Choisissez la bonne réponse !** – Choose the correct answer!
17. **Coche / Cochez la bonne case !** – Tick the correct box!
18. **Mets / Mettez les phrases dans le bon ordre !** – Put the sentences in the correct order!
19. **Réponds / Répondez aux questions !** – Answer the questions!
20. **Remplis / Remplissez les blancs !** – Fill in the blanks!



Ambition



Respect



Kindness

Assessments

Termly Formal Assessments

Formal assessments will take place in term one and two in Year 7-9. These will assess a combination of language skills including reading, writing, listening and speaking. The results of these will be shared in progress point reports.

End of Year Assessments

Students in year 7-9 will complete one formal end of year assessment in term three. This will assess a combination of language skills including reading, writing, listening and speaking.

The results of these will be shared in progress point three report.



Ambition



Respect



Kindness

Year 7 Subject Content

Year 7 Subject Content	
Half Term 1	Half Term 2
Me	My family
<p>Talking about how I feel Sentence Builder 1- Talking about my age Sentence Builder 2-Talking about my birthday Sentence Builder 3-Describing hair and eyes</p> <p><u>Additional Learning</u></p> <ul style="list-style-type: none"> • My Age - French: KS3 • Physical Appearance - French: KS3 	<p>Sentence Builder 4-Describing family and who I get on with Sentence Builder 5-Describing myself and others Sentence Builder 6-Talking about pets</p> <p><u>Additional Learning</u></p> <ul style="list-style-type: none"> • Good & Bad Relationships - French: KS3 • Personality - French: KS3 • Family Members - French: KS3 • Describing Others - French: KS3 • Pets - French: KS3
Half Term 3	Half Term 4
Free time	Free time
<p>Sentence Builder 7-Saying what I do in my free time Sentence Builder 8-Talking about weather and free time Sentence Builder 9-Talking about other free time activities and giving opinions and reasons</p> <p><u>Additional Learning</u></p> <ul style="list-style-type: none"> • Opinion Phrases - French: KS3 • Conjugating Two Verbs - French: KS3 • Justifying Preferences - French: KS3 • Good Weather - French: KS3 • Bad Weather - French: KS3 • Sports with 'jouer' - French: KS3 • Sports with 'faire' - French: KS3 	<p>Sentence Builder 10-Talking about your plans for next weekend Sentence Builder 11-Talking about what you used to do in your free time</p> <p><u>Additional Learning</u></p> <ul style="list-style-type: none"> • Immediate Future - French: KS3 • Imperfect Tense - Regular ER Verbs - French: KS3
Half Term 5	Half Term 6
Free time & Photos	School life
<p>Sentence Builder-12-Comparing free time activities Sentence Builder 12b-Describing a photo</p> <p><u>Additional Learning</u></p> <ul style="list-style-type: none"> • Describing people in French using 'avoir' and 'être' - KS3 French - BBC Bitesize 	<p>Sentence Builder 13-Talking about what you study Sentence Builder 14-Describing your teachers Sentence Builder 15-Describing school uniform and giving opinions and reasons</p> <p><u>Additional Learning</u></p> <ul style="list-style-type: none"> • School Subjects - French: KS3 • Describing subjects you study in French - BBC Bitesize • School Uniform - French: KS3



Ambition



Respect



Kindness

Year 8 Subject Content

Year 8 Subject Content	
Half Term 1	Half Term 2
Food	Food
<p>Sentence Builder 1-Food and opinions Sentence Builder 2-Talking about mealtimes Sentence Builder 3- Ordering in a restaurant</p> <p><u>Additional Learning</u></p> <ul style="list-style-type: none"> • Fruits - French: KS3/ Vegetables - French: KS3 • Meat & Fish - French: KS3/ Drinks - French: KS3 • Snacks - French: KS3 • Ordering - French: KS3 	<p>Sentence Builder4- A recent meal out Sentence Builder 5- Shopping for food Sentence Builder 6-French Specialities</p> <p><u>Additional Learning</u></p> <ul style="list-style-type: none"> • Shopping - French: KS3 • Regular ER Verbs in the Perfect Tense - French: KS3 • Irregular Past Participle With 'Avoir' - French: KS3
Half Term 3	Half Term 4
House & Home life	House & Home life
<p>Sentence Builder 7-Where I live and where I am from Sentence Builder 8-Daily routine Sentence Builder9- What I do at home</p> <p><u>Additional Learning</u></p> <ul style="list-style-type: none"> • Where I Live - French: KS3 • Home Activities - French: KS3 	<p>Sentence Builder 10-Describing my house Sentence Builder 11-My ideal house</p> <p><u>Additional Learning</u></p> <ul style="list-style-type: none"> • My House - French: KS3 • Rooms of the House - French: KS3 • In My House - French: KS3 • Conditional Tense - Regular ER Verbs - French: KS3
Half Term 5	Half Term 6
Holidays & Festivals	Holidays & Festivals
<p>Sentence Builder 12-My town Sentence Builder 12b-Decribing a photo</p> <p><u>Additional Learning</u></p> <ul style="list-style-type: none"> • Places in the Town - French: KS3 • Describing My Town - French: KS3 • Things To Do - French: KS3 	<p>Sentence Builder 13-A past holiday Sentence Builder 14-Nice Carnival Sentence Builder 15-Day trip to Paris and the Dordogne</p> <p><u>Additional Learning</u></p> <ul style="list-style-type: none"> • Going on Holiday - French: KS3 • Masculine Countries - French: KS3 • Feminine Countries - French: KS3 • Holidays – 3rd level French – BBC Bitesize • KS3 - French - Past holidays Flashcards Quizlet



Year 9 Subject Content

Year 9 Subject Content	
Half Term 1	Half Term 2
Tu as du temps libre?	Tu as du temps libre?
<p>Sentence Builder 1- Talking about what you do online/Pros and cons of technology</p> <p>Sentence Builder 2-Saying what you do to stay active</p> <p>Sentence Builder 3- Talking about what you watch</p> <p><u>Additional Learning</u></p> <ul style="list-style-type: none"> • Mobile Technology - French: KS3 • Social Networks - French: KS3 • Video Games - French: KS3 • Advantages of Technology - French: KS3 • Dangers of Technology - French: KS3 • TV - French: KS3 • Cinema - French: KS3 • Music - French: KS3 • Instruments - French: KS3 	<p>Sentence Builder 4-Making plans to go out</p> <p>Sentence Builder 5-What you did last weekend</p> <p>Sentence Builder 6- Talking about your identity</p> <p><u>Additional Learning</u></p> <ul style="list-style-type: none"> • Immediate Future - French: AQA GCSE (2025 Exam) • Perfect Tense - Regular ER Verbs - French: AQA GCSE (2025 Exam)
Half Term 3	Half Term 4
Mon clan/ma tribu	Mon clan/ma tribu
<p>Sentence Builder 7-Describing your weekend family routine</p> <p>Sentence Builder 8-Discussing friends and family</p> <p>Sentence Builder 9- Describing people in a photo</p> <p><u>Additional Learning</u></p> <ul style="list-style-type: none"> • Opinions on Friends - French: AQA GCSE (2025 Exam) • Friends - French: AQA GCSE (2025 Exam) 	<p>Sentence Builder 10-Describing a favourite celebrity/talking about positive role models</p> <p>Sentence Builder 11-Talking about celebrations/special occasions</p> <p><u>Additional Learning</u></p> <ul style="list-style-type: none"> • French: describing role models Flashcards Quizlet • Festivals & Customs - French: AQA GCSE (2025 Exam)



Ambition



Respect



Kindness

Half Term 5	Half Term 6
Ma vie scolaire	Ma vie scolaire
<p>Sentence Builder 12- School life Sentence Builder 12b-Describing photos about school Sentence Builder 13-School subjects</p> <p><u>Additional Learning</u></p> <ul style="list-style-type: none"> • School - French: AQA GCSE (2025 Exam) • School Routine - French: AQA GCSE (2025 Exam) 	<p>Sentence Builder 14-School rules Sentence Builder 15-What school used to be like when you were younger Sentence Builder 16-Talking about learning languages</p> <p><u>Additional Learning</u></p> <ul style="list-style-type: none"> • School Rules - French: KS3 • When to Use the Imperfect vs the Perfect - French: KS3 • Imperfect Tense - Regular ER Verbs - French: AQA GCSE (2025 Exam) • Module 3 Les langues et l'avenir-Learning languages unit 5 Flashcards Quizlet



Ambition



Respect



Kindness

Geography

HEAD OF DEPARTMENT

Mr P Atkinson

pan@knutsfordacademy.org.uk



Ambition



Respect



Kindness

Subject Specific Information

Tips for revising Geography

- Use the Study skills techniques to provide definitions for key geography words for each unit
- Focus on facts and figures when revising case-studies
- Try to back up your points with examples (places, names, facts, data)

Useful websites

- YouTube – Geography Hawks - [Welcome to Geography Hawks.](#)
- BBC Bitesize – [KS3 Geography - BBC Bitesize](#)

Command Words

- **Calculate:** Work out the value of something.
- **Define..., What is meant by...:** State the precise meaning of an idea or concept. There is usually a low tariff of marks for this.
- **Describe:** Give an account in words of a phenomenon which may be an entity, an event, a feature, a pattern, a distribution or a process. For example, if describing a landform say what it looks like, give some indication of size or scale, what it is made of, and where it is in relation to something else (field relationship).
- **Discuss:** Set out both sides of an argument (for and against), and come to a conclusion related to the content and emphasis of the discussion. There should be some evidence of balance, though not necessarily of equal weighting.
- **Evaluate:** Consider several options, ideas or arguments and come to a conclusion about their importance/success/worth.
- **Explain., Why., Suggest reasons for...:** Set out the causes of a phenomenon and/or the factors which influence its form/nature. This usually requires an understanding of processes. Explanation is a higher-level skill than description and this is often reflected in its greater mark weighting.
- **Justify:** Give reasons for the validity of a view or idea why some action should be undertaken. This might reasonably involve discussing and discounting alternative views or actions. Each of the views present or options available will have positives and negatives. For the outcome(s) chosen, the positives outweigh the negatives. Students should be able to explain all of this review process.
- **Outline..., Summarise...:** Provide a brief account of relevant information.
- **To what extent..._** Form and express a view as to the merit or validity of a view or statement after examining the evidence available and/or different sides of an argument



Ambition



Respect



Kindness

Assessments

Termly Formal Assessments

Formal assessments will take place in term one and two in Year 7-9.

Year 7 - River landscapes, coastal landscapes and glacial features
Year 8 - Population pyramids and the demographic transition model
Year 9 – Flood, mountains and comparing volcanic eruptions

The results of these will be shared in progress point reports.

End of Year Assessments

Students in year 7-9 will complete one formal end of year assessment in term three.

The results of these will be shared in progress point three report.



Ambition



Respect



Kindness

Year 7 Subject Content

Year 7 Subject Content	
Half Term 1	Half Term 2
Rivers	Coasts
Drainage basin features. Types of erosion. Waterfalls. Meanders and ox-bow lakes. Hard and soft engineering. <u>Additional Learning</u> <ul style="list-style-type: none"> • Rivers - KS3 Geography - BBC Bitesize 	Waves. Types of erosion. Stacks, stumps and arches. Depositional features (beaches and spits). Hard and soft engineering. <u>Additional Learning</u> <ul style="list-style-type: none"> • Coasts - KS3 Geography - BBC Bitesize
Half Term 3	Half Term 4
Glaciation	Ice and Geographical Skills
Types of cold environments. Types of erosion. Weathering. Features of erosion (corries, aretes, pyramidal peaks, U-shaped valleys). <u>Additional Learning</u> <ul style="list-style-type: none"> • Glaciation - KS3 Geography - BBC Bitesize 	Land use in The Alps. Direction Grid references Height Using O.S. Maps <u>Additional Learning</u> <ul style="list-style-type: none"> • Antarctica and polar regions - KS3 Geography - BBC Bitesize • Using graphs - BBC Bitesize • Measuring distances and grid references - BBC Bitesize
Half Term 5	Half Term 6
Cities in the developed world	Cities in the developing world
Urbanisation Megacities Issues in A UK city: social inequality London Regeneration in the UK <u>Additional Learning</u> <ul style="list-style-type: none"> • Urban patterns in HICs - KS3 Geography - BBC Bitesize • Urban processes in HICs - KS3 Geography - BBC Bitesize 	Rural-urban migration Life in a growing city Dharavi (Mumbai)- The growth of a megacity Dharavi (Mumbai)- Life in the slums Sustainable urban life <u>Additional Learning</u> <ul style="list-style-type: none"> • Urban processes in LICs and MICs - BBC Bitesize



Year 8 Subject Content

Half Term 1	Half Term 2
Measuring Population	Managing Populations
Measuring population Birth and death rates Demographic Transition Model Population Pyramids Comping population pyramids <u>Additional Learning</u> <ul style="list-style-type: none"> • Population - KS3 Geography - BBC Bitesize 	China's One Child Policy Ageing populations Increasing fertility rates Migration (types, push/pull factors, impacts of migration, Poland to the UK) <u>Additional Learning</u> <ul style="list-style-type: none"> • Migration guide for KS3 geography students - BBC Bitesize
Half Term 3	Half Term 4
Development	Development - Ghana
Ways of measuring development and quality of life The development gap (reasons) Ways of measuring development Causes of uneven development Ways of tackling the development gap <u>Additional Learning</u> <ul style="list-style-type: none"> • Development - KS3 Geography - BBC Bitesize • Types of industry guide for KS3 geography students - BBC Bitesize 	Ghana case study Life in Ghana How developed is Ghana? Ghana's location and natural resources Causes of uneven development Tackling poverty in Ghana <u>Additional Learning</u> <ul style="list-style-type: none"> • Bing Videos
Half Term 5	Half Term 6
Changes in Economic Activity	Globalisation
UK changing economic structure Decline of manufacturing Manchester-Cottonopolis to modern day Jobs in the quaternary sector The City of London <u>Additional Learning</u> Environment, resources and conflict - KS3 Geography - BBC Bitesize	UK Trade links Fair Trade Cocoa Premier League football Tourism in Blackpool (rise and fall of tourism and the Butler Model) Tourism in Kenya (advantages and disadvantages) Sustainable tourism <u>Additional Learning</u> <ul style="list-style-type: none"> • Globalisation - BBC Bitesize



Ambition



Respect



Kindness

Year 9 Subject Content

Half Term 1	Half Term 2
Volcanoes	Earthquakes
<p>The structure of the earth Plate Margins Fold mountains Volcano structure Types of volcanoes Volcanic hazards</p> <p><u>Additional Learning</u></p> <ul style="list-style-type: none"> • Volcanoes - CCEA - BBC Bitesize 	<p>Earthquakes-features Haiti Earthquake 2010 Earthquake proof buildings Preparing the community for an earthquake 2004 Asian Tsunami</p> <p><u>Additional Learning</u></p> <ul style="list-style-type: none"> • Earthquakes - CCEA - BBC Bitesize
Half Term 3	Half Term 4
Weather Hazards	Weather Hazards
<p>Measuring the weather Types of rainfall (relief, convectional, frontal) Flooding Extreme UK weather The Beat from the East Heatwave</p> <p><u>Additional Learning</u></p> <ul style="list-style-type: none"> • Weather - KS3 Geography - BBC Bitesize • Extreme weather in the UK - KS3 Geography - BBC Bitesize 	<p>Tropical storms (distribution, cause, structure, effect) Tornadoes Wildfires in the UK?</p> <p><u>Additional Learning</u></p> <ul style="list-style-type: none"> • Global atmospheric circulation - Tropical storms - AQA - GCSE Geography Revision - AQA - BBC Bitesize • Responding to tropical storms guide for KS3 geography students - BBC Bitesize
Half Term 5	Half Term 6
Environments Under Threat	Climate Change
<p>Causes of deforestation Impacts of deforestation Amazon rainforest Animal adaptations in the rainforest The fragile Arctic</p> <p><u>Additional Learning</u></p> <ul style="list-style-type: none"> • Tropical rainforests guide for KS3 geography students - BBC Bitesize • Desertification guide for KS3 geography students - BBC Bitesize 	<p>Rates of climate change Natural causes of climate change Enhanced greenhouse effect Impacts of climate change Living with a warming planet</p> <p><u>Additional Learning</u></p> <ul style="list-style-type: none"> • Climate - KS3 Geography - BBC Bitesize • Climate change - KS3 Geography - BBC Bitesize



History

HEAD OF DEPARTMENT

Mr P Scott

pst@knutsfordacademy.org.uk



Ambition



Respect



Kindness

Subject Specific Information

Tips for revising History

- BBC Bitesize resources (see links below)

Useful websites

www.historylearningsite.co.uk
[KS3 History - BBC Bitesize](#)

Command Words

- **Account** – a developed piece of writing focused on the specific topic in the question
- **Compare** – seeing similarities or differences
- **Convincing** – how does information in an interpretation match to your knowledge of a topic
- **Describe** – write in detail about a given topic
- **Extent** – to explain ‘how far’
- **Interpretation** – an historical viewpoint, often influenced by the person who has written it
- **Provenance** – consideration of the author, date and purpose of historical sources/interpretations
- **Significance** – another word for importance (think about impact)
- **Similarity** – looking for similar things across the periods of time that you have studied
- **Utility** – another word for ‘usefulness’ (think about what you can learn about a particular topic from a source that you have been given)

Assessments

Termly Formal Assessments

Formal assessments will take place in term one and two in Year 7-9. The results of these will be shared in progress point reports.

End of Year Assessments

Students year 7-9 will complete one formal end of year assessment in term three.

The results of these will be shared in progress point three report.



Ambition



Respect



Kindness

Year 7 Subject Content

Year 7 Subject Content	
Half Term 1	Half Term 2
<p>Norman Conquest</p> <p>Introduction to History Contenders for the throne in 1066. Events of 1066, including the Battle of Hastings.</p> <p><u>Additional Learning</u></p> <ul style="list-style-type: none"> The Battle of Hastings - Norman Conquest - KS3 History - homework help for year 7, 8 and 9. - BBC Bitesize 	<p>Norman Conquest</p> <p>Securing the conquest, including early Motte & Bailey castles and the feudal system</p> <p><u>Additional Learning</u></p> <ul style="list-style-type: none"> Claimants to the throne - The Norman Conquest - KS3 History - homework help for year 7, 8 and 9. - BBC Bitesize
Half Term 3	Half Term 4
<p>Power of Medieval Kings</p> <p>The Medieval Church, including monks & monasteries King Henry II & the power of the Church</p> <p><u>Additional Learning</u></p> <ul style="list-style-type: none"> The Church's role in medieval life in England - KS3 History - BBC Bitesize Who was Thomas Becket and why did he clash with the king? - Thomas Becket - KS3 History - homework help for year 7, 8 and 9. - BBC Bitesize 	<p>Power of Medieval Kings</p> <p>King John & the Magna Carta Development of castles, including ways to attack and defend.</p> <p><u>Additional Learning</u></p> <ul style="list-style-type: none"> King John and the Magna Carta - The Magna Carta - KS3 History - homework help for year 7, 8 and 9. - BBC Bitesize
Half Term 5	Half Term 6
<p>Life in Medieval times</p> <p>Life in a Medieval village and town The Black Death & the Peasants' Revolt</p> <p><u>Additional Learning</u></p> <ul style="list-style-type: none"> What was life like in medieval society? - Medieval society and life - KS3 History - homework help for year 7, 8 and 9. - BBC Bitesize Causes and effects of the Black Death - Medieval medicine - KS3 History - homework help for year 7, 8 and 9. - BBC Bitesize 	<p>Who were the Tudors?</p> <p>Wars of the Roses Reign of Henry VII</p> <p><u>Additional Learning</u></p> <ul style="list-style-type: none"> The Wars of the Roses - KS3 History - BBC Bitesize



Ambition



Respect



Kindness

Year 8 Subject Content

Half Term 1	Half Term 2
Religious change in Tudor England	Religious change in Tudor England
<p>The Reformation in Europe Henry VIII's divorce and the break with Rome The dissolution of the monasteries Edward VI, the Protestant King</p> <p><u>Additional Learning</u></p> <ul style="list-style-type: none"> • Who was Henry VIII? - The Tudors - KS3 History - homework help for year 7, 8 and 9. - BBC Bitesize • The Reformation and its impact - The Tudors - KS3 History - homework help for year 7, 8 and 9. - BBC Bitesize 	<p>"Bloody" Mary Tudor Elizabeth I and the catholic threat Mary, Queen of Scots Armada</p> <p><u>Additional Learning</u></p> <ul style="list-style-type: none"> • Who was Elizabeth I? - The Tudors - KS3 History - homework help for year 7, 8 and 9. - BBC Bitesize • Elizabethan rule - The Tudors - KS3 History - homework help for year 7, 8 and 9. - BBC Bitesize
Half Term 3	Half Term 4
Stuart England & the Civil War	Stuart England & the Civil War
<p>The Gunpowder Plot Causes and events of the Civil War (King vs Parliament)</p> <p><u>Additional Learning</u></p> <ul style="list-style-type: none"> • The English Civil Wars - The English Civil Wars - KS3 History - homework help for year 7, 8 and 9. - BBC Bitesize 	<p>The execution of Charles I Oliver Cromwell & the Republic Life during the Restoration</p> <p><u>Additional Learning</u></p> <ul style="list-style-type: none"> • The execution of Charles I - The English Civil Wars - KS3 History - homework help for year 7, 8 and 9. - BBC Bitesize
Half Term 5	Half Term 6
Britain & the slave trade	Industrial Revolution
<p>Trans-Atlantic slave trade Life as a slave Resistance & abolition</p> <p><u>Additional Learning</u></p> <ul style="list-style-type: none"> • The transatlantic slave trade - KS3 History - BBC Bitesize 	<p>Living & working conditions in industrial towns - Focus on Quarry Bank Mill</p> <p><u>Additional Learning</u></p> <ul style="list-style-type: none"> • When was the industrial revolution? - BBC Bitesize • The Victorians - The Victorians - KS3 History - homework help for year 7, 8 and 9. - BBC Bitesize



Ambition



Respect



Kindness

Year 9 Subject Content

Half Term 1	Half Term 2
World War One	World War One
<p>Causes of the First World War, including the assassinations in Sarajevo Recruitment Weapons of World War One</p> <p><u>Additional Learning</u></p> <ul style="list-style-type: none"> • Causes of World War One - World War One - KS3 History - homework help for year 7, 8 and 9. - BBC Bitesize 	<p>Trench Warfare</p> <ul style="list-style-type: none"> - Focus on the Battle of the Somme <p>Consequences of World War One</p> <ul style="list-style-type: none"> - Focus on votes for women - Focus on the Treaty of Versailles <p><u>Additional Learning</u></p> <ul style="list-style-type: none"> • What was life like on the front line in World War One? - World War One - KS3 History - homework help for year 7, 8 and 9. - BBC Bitesize • The fight for female suffrage - KS3 History - BBC Bitesize
Half Term 3	Half Term 4
Road to World War Two	World War Two
<p>Hitler's rise to power in Germany Hitler's foreign policy & Britain's policy of appeasement</p> <p><u>Additional Learning</u></p> <ul style="list-style-type: none"> • The causes of World War Two - World War Two and the Holocaust - KS3 History - homework help for year 7, 8 and 9. - BBC Bitesize 	<p>Blitzkrieg & Dunkirk Blitz & the Home Front Steps to the Final Solution The atomic bombs & the end of World War Two</p> <p><u>Additional Learning</u></p> <ul style="list-style-type: none"> • The Battle of Britain and the Blitz - World War Two and the Holocaust - KS3 History - homework help for year 7, 8 and 9. - BBC Bitesize • The Holocaust, 1939 - 1945 - World War Two and the Holocaust - KS3 History - homework help for year 7, 8 and 9. - BBC Bitesize
Half Term 5	Half Term 6
Post-War World History	Post-War world History
<p>Superpower rivalry & the Cold War</p> <ul style="list-style-type: none"> - Focus on the Cuban Missile Crisis - Focus on the Vietnam War <p><u>Additional Learning</u></p> <ul style="list-style-type: none"> • Why US tactics failed in the Vietnam War - The Vietnam War - AQA - GCSE History Revision - AQA - BBC Bitesize 	<p>Assassination of JFK – a study of the evidence Civil Rights in the USA 9/11 & its consequences</p> <p><u>Additional Learning</u></p> <ul style="list-style-type: none"> • The civil rights movement in America - KS3 History - BBC Bitesize



Ambition



Respect



Kindness

Religious Studies

HEAD OF DEPARTMENT

Miss L Appleton

lan@knutsfordacademy.org.uk



Ambition



Respect



Kindness

Subject Specific Information

Tips for revising Religious Studies

- You will need to answer questions on:
 - Definitions of words
 - Giving examples
 - Explaining different beliefs
 - Evaluating a statement
- Ensure you understand what commands words mean!
- Ensure you understand teacher feedback and then put this into practice!
- Ensure you can explain **why!** Keep asking yourself **why, why why?!**

Useful websites

- BBC Bitesize - [KS3 Religious Studies - BBC Bitesize](#)
- RE Quest - [Home - RE:quest](#)
- @MrMcMillanREvis - [How To Revise \(1 of 5\) Regular Revision Strategies | by MrMcMillanREvis](#)

Command Words

- **“Which one of the following”**- Tick the correct answer using the boxes provided
- **“Give 2 examples/ beliefs...”**- Write 2 examples/ beliefs about the subject. E.G. 2 beliefs about the Nature of God would be Omnipotent and Just
- **“Explain”**- Form an answer based on **Point Explain Point Explain**. Pay attention to what they are asking (contrasting/ similar/ different).
- **Contrasting**- Ensure you are giving 2 different points (even if they are from different religions!)
- **“With reference to scripture or sacred writings”**- Give a Biblical/ Quranic quote but ensure you reference the Holy Book! This is for 12 markers also.
- **“...Contemporary British Society...”**- Refer to the main religious tradition of the United Kingdom- which is Christianity! **DO NOT** talk about Islam in this question.
- **“Evaluate”**- Give a balanced answer with a justified conclusion at the end. You should include **at least 1** religious quote in your answer (with reference to the Holy Book). Your conclusion should not have any new information in it- you should be reinforcing which point you think is the strongest.



Ambition



Respect



Kindness

Assessments

Termly Formal Assessments

Formal assessments will take place in term one and two in Year 7-9. The results of these will be shared in progress point reports.

End of Year Assessments

Students year 7-9 will complete one formal end of year assessment in term three.

The results of these will be shared in progress point three report.



Ambition



Respect



Kindness

Year 7 Subject Content

Half Term 1		Half Term 2	
Hindu Beliefs		Hindu Practices	
<p>Hindu beliefs about God. The Trimurti. Karma and reincarnation.</p> <p><u>Additional Learning</u></p> <ul style="list-style-type: none"> Facts about Hinduism – KS3 Religious Studies – BBC Bitesize 		<p>Caste system. Hindu worship (Puja). Hindu festivals (Diwali & Holi).</p> <p><u>Additional Learning</u></p> <ul style="list-style-type: none"> Life in a Hindu community – KS3 Religious Studies – BBC Bitesize 	
Half Term 3		Half Term 4	
Buddhist Beliefs		Buddhist Practices	
<p>Four Ashrams (stages of life). The Birth of the Buddha. Life of the Buddha (The 4 sights). The 3 Universal Truths. The 4 Noble Truths.</p> <p><u>Additional Learning</u></p> <ul style="list-style-type: none"> Facts about Buddhism – KS3 Religious Studies – BBC Bitesize 		<p>Branches of Buddhism. The Eightfold Path. Buddhist worship. Buddhist festivals.</p> <p><u>Additional Learning</u></p> <ul style="list-style-type: none"> Life in a Buddhist community – KS3 Religious Studies – BBC Bitesize 	
Half Term 5		Half Term 6	
Sikh Beliefs		Sikh Practices	
<p>Sikh beliefs about God The Gurus The Khalsa Guru Granth Sahib</p> <p><u>Additional Learning</u></p> <ul style="list-style-type: none"> Key facts about Sikhism – KS3 Religious Studies – BBC Bitesize 		<p>The Gurdwara Sangat Sewa Rites of Passage Festivals</p> <p><u>Additional Learning</u></p> <ul style="list-style-type: none"> Key facts about Sikhism – KS3 Religious Studies – BBC Bitesize 	



Ambition



Respect



Kindness

Year 8 Subject Content

Year 8 Subject Content	
Half Term 1	Half Term 2
Jewish Beliefs	Jewish Practices
Nature of God Abraham Moses The Messiah Jewish Law <u>Additional Learning</u> <ul style="list-style-type: none"> • Facts about Christianity – KS3 Religious Studies – BBC Bitesize • Facts about Judaism - KS3 Religious Studies - BBC Bitesize 	Synagogue Shabbat Rites of Passage (Weddings, funerals, Bar/Bat Mitzvahs) <u>Additional Learning</u> <ul style="list-style-type: none"> • Life in a Jewish community – KS3 Religious Studies – BBC Bitesize
Half Term 3	Half Term 4
New Testament Beliefs	New Testament Practices
God as creator The Trinity Rites of Passage Festivals (Easter and Christmas) <u>Additional Learning</u> <ul style="list-style-type: none"> • Christianity - Me and my community - BBC Bitesize 	Pilgrimage Incarnation Miracles Parables Crucifixion <u>Additional Learning</u> <ul style="list-style-type: none"> • Facts about Christianity – KS3 Religious Studies – BBC Bitesize
Half Term 5	Half Term 6
Islam Beliefs	Islam Practices
Introduction to Islam Muhammad (pbuh) Prophets The 5 Pillars Qur'an Akhirah (afterlife) <u>Additional Learning</u> <ul style="list-style-type: none"> • Facts about Islam – KS3 Religious Studies – BBC Bitesize 	The Mosque Salah (Prayer) Pilgrimage Festivals Islam in modern Britain <u>Additional Learning</u> <ul style="list-style-type: none"> • Facts about Islam – KS3 Religious Studies – BBC Bitesize



Ambition



Respect



Kindness

Year 9 Subject Content

Half Term 1	Half Term 2
Ethical Issues	Ethical Issues
Sex before Marriage Contraception Homosexuality <u>Additional Learning</u> <ul style="list-style-type: none"> • Christian views on sexual relationships - Personal and family issues: Sexual relationships - CCEA - GCSE Religious Studies Revision - CCEA - BBC Bitesize 	Roles of Women Abortion Euthanasia <u>Additional Learning</u> <ul style="list-style-type: none"> • The role and status of women - Contemporary issues - CCEA - GCSE Religious Studies Revision - CCEA - BBC Bitesize • The role and status of women - Contemporary issues - CCEA - GCSE Religious Studies Revision - CCEA - BBC Bitesize
Half Term 3	Half Term 4
Moral Philosophy	Ethical Theories
Philosophies <ul style="list-style-type: none"> • Epicurus • Aristotle • Plato • Cynicism <u>Additional Learning</u> <ul style="list-style-type: none"> • Plato's take on democracy and referendums - BBC • BBC Radio 4 - My Life as a..., Series 1, Cynic 	Ethical theories <ul style="list-style-type: none"> • Situation Ethics • Utilitarianism • Virtue Theory <u>Additional Learning</u> <ul style="list-style-type: none"> • Five philosophical concepts you didn't know you knew - BBC Bitesize
Half Term 5	Half Term 6
Religion and Society	Religion and Society
Religious Societies Society & Belonging Treatment of the poor Election V Monarchy Good Laws <u>Additional Learning</u> <ul style="list-style-type: none"> • What does it mean to live in multi-faith society? – KS3 Religious Studies – BBC Bitesize - BBC Bitesize 	Religious Identity Non- religious identity Rites of Passage Religious artwork & media <u>Additional Learning</u> <ul style="list-style-type: none"> • Facts about non-religious beliefs – KS3 Religious Studies – BBC Bitesize



Ambition



Respect



Kindness

Spanish

HEAD OF DEPARTMENT
Mrs G Speakman
gsn@knutsfordacademy.org.uk



Ambition



Respect



Kindness

Subject Specific Information

Tips for revising Spanish

- Learn your weekly homework vocabulary sentences
- Scan the QR codes on your sentence builders to access Quizlet
- Make your own Quizlets or join our classes Quizlet groups

Useful websites

[Language Gym - Home](#) (your teacher will give you log in details)

[KS3 Spanish - BBC Bitesize](#)

<https://quizlet.com>

[Spanish: KS3](#)

Command Words

1. **Escucha / Escuchad !** – Listen!
2. **Mira / Mirad !** – Look!
3. **Lee / Leed !** – Read!
4. **Escribe / Escribid !** – Write!
5. **Repite / Repetid !** – Repeat!
6. **Habla / Hablad en español !** – Speak in Spanish!
7. **Abre / Abrid (tu/vuestro libro) !** – Open (your book)!
8. **Cierra / Cerrad (la puerta/el cuaderno) !** – Close (the door/your book)!
9. **Sentaos / Levantaos !** – Sit down / Stand up!
10. **Trabaja / Trabajad en grupo !** – Work in a group!
11. **Para / Parad !** – Stop!
12. **Completa / Completad la frase !** – Complete the sentence!
13. **Elige / Elegid la respuesta correcta !** – Choose the correct answer!
14. **Marca / Marcad la casilla correcta !** – Tick the correct box!
15. **Ordena / Ordenad las frases !** – Put the sentences in the correct order!
16. **Responde / Responded a las preguntas !** – Answer the questions!
17. **Rellena / Rellenad los espacios en blanco !** – Fill in the blanks!



Ambition



Respect



Kindness

Assessments

Termly Formal Assessments

Formal assessments will take place in term one and two in Year 8-9. These will assess a combination of language skills including reading, writing, listening and speaking. The results of these will be shared in progress point reports.

End of Year Assessments

Students in year 8-9 will complete one formal end of year assessment in term three. This will assess a combination of language skills including reading, writing, listening and speaking.

The results of these will be shared in progress point three report.



Ambition



Respect



Kindness

Year 7 Subject Content

Year 7 Subject Content	
Half Term 1	Half Term 2
Me	My Family
<p>Talking about how I feel Sentence Builder 1- Talking about my age Sentence Builder 2-Talking about my birthday Sentence Builder 3-Describing hair and eyes</p> <p><u>Additional Learning</u></p> <ul style="list-style-type: none"> • Name & Age - Spanish: KS3 • Hair & Eyes - Spanish: KS3 	<p>Sentence Builder 4-Describing family and who I get on with Sentence Builder 5-Describing myself and others Sentence Builder 6-Talking about pets</p> <p><u>Additional Learning</u></p> <ul style="list-style-type: none"> • Relationships - Spanish: KS3 • Personality - Spanish: KS3 • Family Members - Spanish: KS3 • Describing Others - Spanish: KS3 • Pets - Spanish: KS3
Half Term 3	Half Term 4
Free time	Free time
<p>Sentence Builder 7-Saying what I do in my free time Sentence Builder 8-Talking about weather and free time Sentence Builder 9-Talking about other free time activities and giving opinions and reasons</p> <p><u>Additional Learning</u></p> <ul style="list-style-type: none"> • Sport - Spanish: KS3 • Free time - KS3 Spanish - BBC Bitesize • Good Weather - Spanish: KS3 • Bad Weather - Spanish: KS3 • Opinion Phrases - Spanish: KS3 	<p>Sentence Builder 10-Talking about your plans for next weekend Sentence Builder 11-Talking about what you used to do in your free time</p> <p><u>Additional Learning</u></p> <ul style="list-style-type: none"> • Immediate Future - Spanish: KS3 • Regular IR Verbs - Imperfect - Spanish: KS3
Half Term 5	Half Term 6
Free time & Photos	School life
<p>Sentence Builder-12-Comparing free time activities Sentence Builder 12b-Describing a photo</p> <p><u>Additional Learning</u></p> <ul style="list-style-type: none"> • Physical Appearance - Spanish: KS3 	<p>Sentence Builder 13-Talking about what you study Sentence Builder 14-Describing your teachers Sentence Builder 15-Describing school uniform and giving opinions and reasons</p> <p><u>Additional Learning</u></p> <ul style="list-style-type: none"> • School Subjects - Spanish: KS3 • Describing subjects you study in French - BBC Bitesize • Themes Clothes Secondary Resources - KS3 Themes Secondary Resources



Year 8 Subject Content

Half Term 1	Half Term 2
Food	Food
<p>Sentence Builder 1-Food and opinions Sentence Builder 2-Talking about mealtimes Sentence Builder 3- Ordering in a restaurant</p> <p><u>Additional Learning</u></p> <ul style="list-style-type: none"> • Vegetables - Spanish: KS3/ Fruit - Spanish: KS3 • Meat - Spanish: KS3/ Fish - Spanish: KS3 • Drinks - Spanish: KS3 • Eating Out - Spanish: KS3 • Seneca - Learn 2x Faster 	<p>Sentence Builder4- A recent meal out Sentence Builder 5- Shopping for food Sentence Builder 6-French Specialities</p> <p><u>Additional Learning</u></p> <ul style="list-style-type: none"> • How Much? - Spanish: KS3 • Regular AR Verbs - Spanish: KS3 • Irregular AR Verbs 2 - Spanish: KS3
Half Term 3	Half Term 4
House & Home life	House & Home life
<p>Sentence Builder 7-Where I live and where I am from Sentence Builder 8-Daily routine Sentence Builder9- What I do at home</p> <p><u>Additional Learning</u></p> <ul style="list-style-type: none"> • Where Do You Live? - Spanish: KS3 • My Village - Spanish: KS3 • Daily Routine - Spanish: KS3 • Seneca - Learn 2x Faster 	<p>Sentence Builder 10-Describing my house Sentence Builder 11-My ideal house</p> <p><u>Additional Learning</u></p> <ul style="list-style-type: none"> • Vocabulary - my home and parts of the house - My home in Spanish - AQA - GCSE Spanish Revision - AQA (for exams until 2025) - BBC Bitesize • Regular AR Verbs - Spanish: KS3
Half Term 5	Half Term 6
Holidays & Festivals	Holidays & Festivals
<p>Sentence Builder 12-My town Sentence Builder 12b-Decribing a photo</p> <p><u>Additional Learning</u></p> <ul style="list-style-type: none"> • Places in Town - Spanish: KS3 • Shops - Spanish: KS3 	<p>Sentence Builder 13-A past holiday Sentence Builder 14-La Tomatina Sentence Builder 15-Day trip to Cádiz and Sevilla</p> <p><u>Additional Learning</u></p> <ul style="list-style-type: none"> • Countries - Spanish: KS3 • Going on Holiday - Spanish: KS3 • Activities on Holiday - Spanish: KS3 • Lesson: Describing traditions in Spanish-speaking countries - La tomatina (Part 1/2) KS3 Spanish Oak National Academy • Lesson: Describing traditions in Spanish-speaking countries - La tomatina (Part 2/2) KS3 Spanish Oak National Academy • Regular AR Verbs - Spanish: KS3



Ambition



Respect



Kindness

Year 9 Subject Content

Year 9 Subject Content	
Half Term 1 ¡Diviértete!	Half Term 2 ¡Diviértete!
<p>Sentence Builder 1- <u>Introducing yourself</u> Sentence Builder 2 Talking about what you do online/Pros and cons of technology Sentence Builder 3-Giving opinions about sports and free-time activities</p> <p><u>Additional Learning</u></p> <ul style="list-style-type: none"> • Seneca - Learn 2x Faster • Seneca - Learn 2x Faster • Seneca - Learn 2x Faster • Seneca - Learn 2x Faster • Seneca - Learn 2x Faster • Seneca - Learn 2x Faster 	<p>Sentence Builder 4-Making plans to go out Sentence Builder 5-What you did last weekend Sentence Builder 6- A day that went wrong</p> <p><u>Additional Learning</u></p> <ul style="list-style-type: none"> • Seneca - Learn 2x Faster • Seneca - Learn 2x Faster
Half Term 3 Viajes	Half Term 4 Viajes
<p>Sentence Builder 7-What would you like to do on holiday Sentence Builder 8-Where would you like to go on holiday Sentence Builder 9- Festivals</p> <p><u>Additional Learning</u></p> <ul style="list-style-type: none"> • Seneca - Learn 2x Faster • Seneca - Learn 2x Faster • Seneca - Learn 2x Faster • Seneca - Learn 2x Faster 	<p>Sentence Builder 10-Past holidays- what did you do Sentence Builder 11-Past holidays-where did you stay Sentence Builder 12- What do you usually do on holiday</p> <p><u>Additional Learning</u></p> <ul style="list-style-type: none"> • Seneca - Learn 2x Faster • Seneca - Learn 2x Faster • Seneca - Learn 2x Faster
Half Term 5 Mi gente, mi mundo	Half Term 6 Mi gente, mi mundo
<p>Sentence Builder 13-Do you get on with your family Sentence Builder 14- Describing a photo</p> <p><u>Additional Learning</u></p> <ul style="list-style-type: none"> • Seneca - Learn 2x Faster • Seneca - Learn 2x Faster 	<p>Sentence Builder 15-Describing your role model Sentence Builder 16-Talking about your friends Sentence Builder 16-Talking about what is important to you/problems and advice</p> <p><u>Additional Learning</u></p> <ul style="list-style-type: none"> • Seneca - Learn 2x Faster • Seneca - Learn 2x Faster



Study Skills

Learning Lead
Mrs A McGeehan
amc@knutsfordacademy.org.uk



Ambition



Respect



Kindness

Why are Study Skills so important?


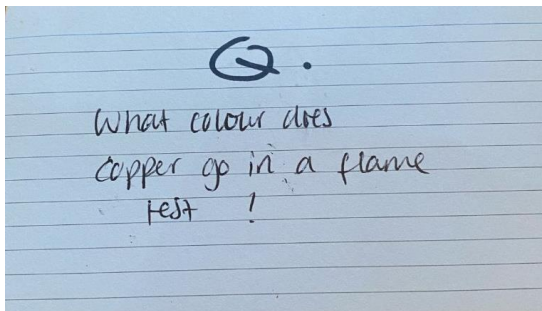
In lessons we are given lots of knowledge, but some of the most important parts, we don't always remember. This is because the working memory is much smaller than the long-term memory, and we need to 'learn the knowledge' to move it into the long-term memory. Trying different study skills will help you make more pathways between your two memory stores so that you can retrieve the information more readily.

Flash Cards

Flash cards are a great way to summarise your work. You can use them on your own or get somebody to test you, plus they are easy to take with you when you go places.

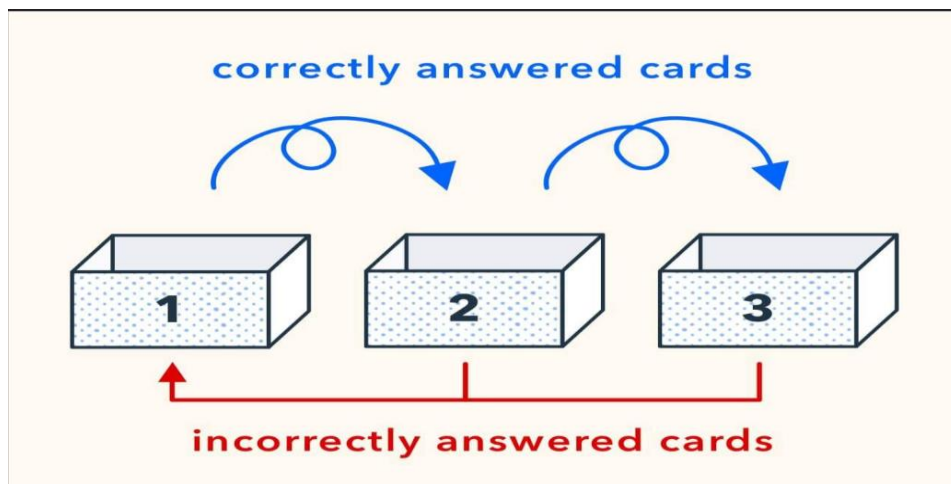
They can be used in a variety of different ways.

- As a question prompt
- To memorise definitions of key words or important date
- To summarise topics or diagrams
- For quotes



Flash cards should be two sided, readable in a 'Flash' and have one piece of information of per card.

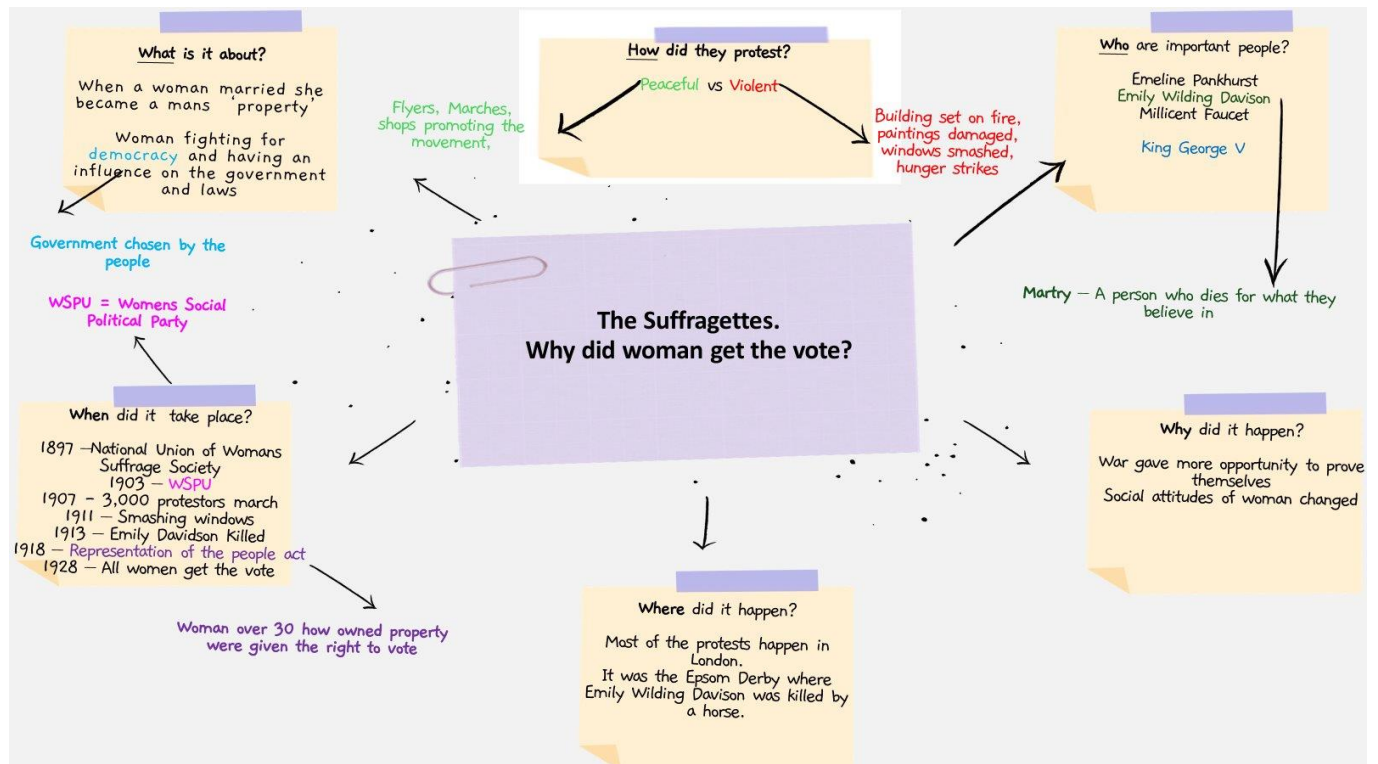
Use the Leitner method to test your learning. Always shuffle the cards before you start.



Mind Maps

Mind Maps are useful at the start of revision to summarise a topic. They organise facts visually linking key words and ideas. They can help explain or breakdown ideas or concepts and a useful way to identify gaps in knowledge.

Before you start your mind maps, make sure you are prepared. Have everything you need to revise for that topic. Consider the layout and how you will section your pages. Think about whether you will use colours or capitals for key words.



Ambition

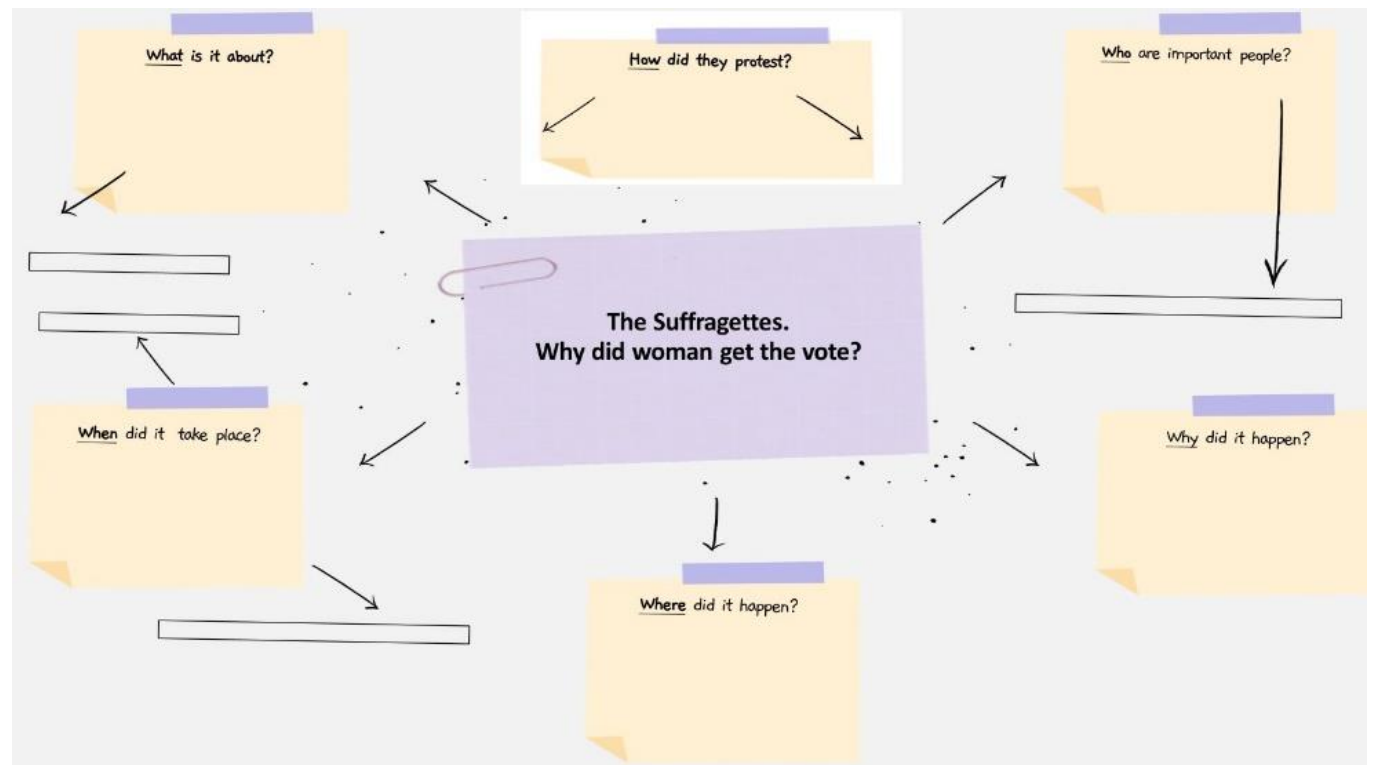
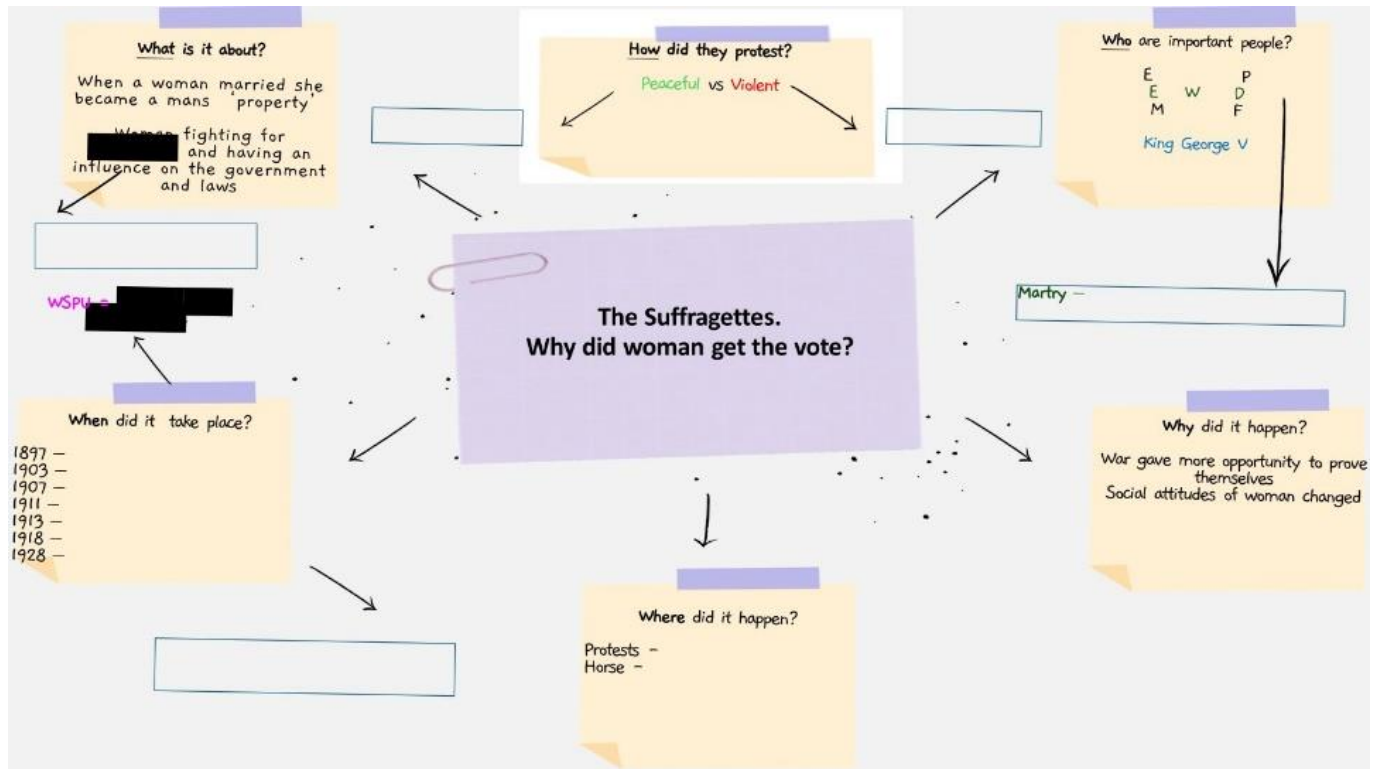


Respect



Kindness

You may also want to make 2 or 3 copies of your mind map. Reducing the content on each of these will help with your recall.



Ambition



Respect



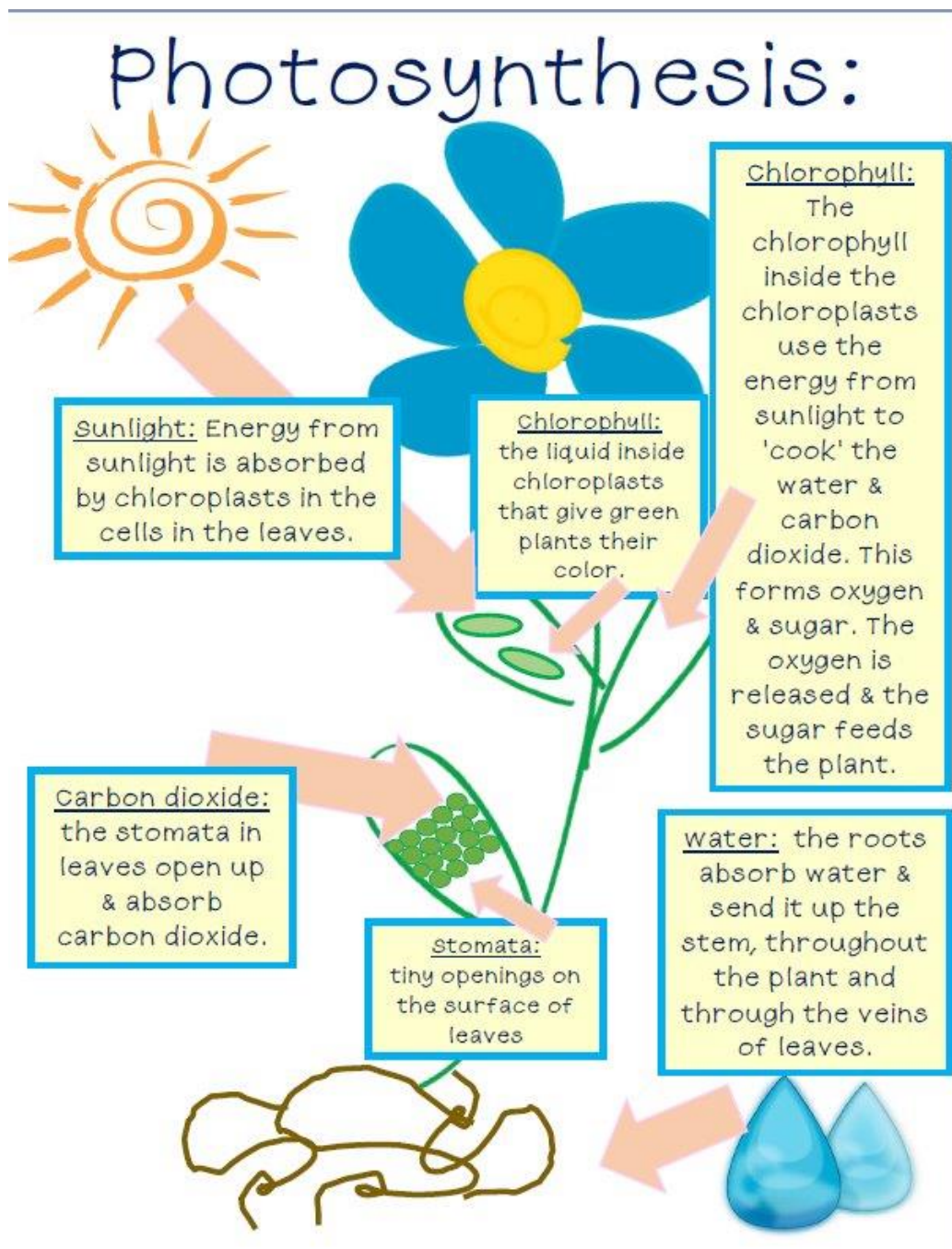
Kindness

Dual Coding

Dual coding is the process of blending pictures with words. Your visual and verbal pathways to the brain are not the same, so supplementing them together makes an additional pathway that is dual coded.

Dual coding can be included on Flashcards or mind maps, but it also affective as a poster, on a diagram, as a story board or a timeline.

- Read over classroom materials
- Use relevant images to support key words
- Use your own words to link up to the visual
- Work up to drawing what you know from memory.



Ambition



Respect



Kindness

Creating the Right Study Environment

Creating the right environment supports students in successful study. Below are 5 top tips for creating the right environment.

1. Choose a Quiet, Distraction-Free Zone

- **Why?** Minimising distractions helps you concentrate better.
- **How?** Select a location away from noise, social media, or siblings. If your home is noisy, consider noise-cancelling headphones.

2. Limit Tech Distractions

- **Why?** Unnecessary screen time can derail your study session.
- **How?** If you're not using your phone for studying, put it on silent or leave it in another room. Use apps or software that block distracting websites during revision.

3. Organise Your Supplies

- **Why?** Keeping everything you need within reach avoids time wasted searching for materials.
- **How?** Have a tidy desk with essentials like pens, highlighters, paper, and a calculator. Use trays or organizers to keep everything in place.

4. Personalise the Space

- **Why?** A personalised area can boost motivation and make you feel more at ease.
- **How?** Add inspirational quotes, a revision timetable, or a vision board. But keep it minimal to avoid clutter.

5. Ensure Proper Lighting

- **Why?** Good lighting reduces eye strain and keeps you alert.
- **How?** Use natural light where possible. If not, a desk lamp with adjustable brightness is a great alternative.



Ambition



Respect



Kindness

Revision Timetables

Revision timetables are an essential tool for effective studying, especially during GCSE preparation. Here's why they are important:

1. Promotes Time Management

- A timetable helps you allocate specific times for each subject, ensuring that no topic is overlooked.
- It allows you to balance revision with other commitments like relaxation, hobbies, or exercise.

2. Reduces Stress

- Breaking your workload into manageable chunks makes the overall task feel less overwhelming.
- Seeing your progress in a structured plan builds confidence and reduces last-minute panic.

3. Encourages Consistency and Discipline

- Following a timetable ensures regular study habits, preventing procrastination.
- It helps you stick to a routine, which is key for retaining information over time.

4. Ensures Comprehensive Coverage

- You can systematically cover all subjects and topics, leaving no gaps in your knowledge.
- A timetable allows you to allocate more time to weaker areas or subjects requiring extra attention.

5. Boosts Productivity

- Knowing what you need to focus on during each session minimizes wasted time deciding what to study.
- It keeps you on track and helps you maximize your study hours.

6. Provides Motivation

- Seeing a well-organized plan gives you a clear sense of direction.
- Crossing off completed tasks can be rewarding and motivates you to continue working.



Ambition



Respect



Kindness

WEEKLY REVISION PLANNER

TIME	MONDAY	TUESDAY	WEDNESDAY	THURSDAY	FRIDAY	TIME	SATURDAY	SUNDAY
8:30AM - 4PM	SCHOOL	SCHOOL	SCHOOL	SCHOOL	SCHOOL	9AM - 10AM	BREAKFAST/SHOWER	BREAKFAST/SHOWER
4PM - 5PM	HOMEWORK	TV/ GAMING/ SOCIAL MEDIA	HOMEWORK	TV/ GAMING/ SOCIAL MEDIA	HOMEWORK	10AM - 11AM	REVISION - ENGLISH	REVISION - SCIENCE
5PM - 6PM	DINNER	DINNER	DINNER	DINNER	DINNER	11AM - 1PM	SEEING FRIENDS/ LUNCH	SPORT/ LUNCH
6PM - 7PM	REVISION - GEOGRAPHY	HOMEWORK	REVISION - HISTORY	REVISION - FRENCH	REVISION - SCIENCE	1PM - 3PM	REVISION - MATHS	REVISION - FLASH CARDS
7PM - 8PM	REVISION - MATHS	REVISION - ENGLISH	FREE TIME	HOMEWORK	FREE TIME	3PM - 5PM	OUT WITH FAMILY	SPORT/ TV/ GAMING
8PM - 9PM	FREE TIME/ SHOWER	FREE TIME/ SHOWER	FREE TIME/ SHOWER	FREE TIME/ SHOWER	FREE TIME/ SHOWER	6PM - 8PM	DINNER/ FREE TIME	DINNER/ FREE TIME

WEEKLY REVISION PLANNER

TIME	MONDAY	TUESDAY	WEDNESDAY	THURSDAY	FRIDAY	TIME	SATURDAY	SUNDAY



Ambition



Respect



Kindness

