


Reception Induction Meeting
2021-2022



Welcome to Larkhill

We are so pleased you chose to send your child to Larkhill Primary School.

In September we look forward to meeting our newest members of the school community and hope to make the transition to 'big school' as smooth as possible.

Induction to Larkhill Primary School.

- ▶ We are always available to answer any questions/queries you might have you can contact us via email reception@larkhill.wilts.sch.uk or via the school office 01980 348079

Please join the school Facebook Page - This is updated regularly.



Induction to Larkhill Primary School.

- ▶ Video tour of the school and of the classroom as it is now.
- ▶ Goody Bag - Linked to video activities
- ▶ Telephone call to all parents
- ▶ Telephone call to child's current settings
- ▶ Poster Project
- ▶ Parents to email family photo to reception@larkhill.wilts.sch.uk
- ▶ Part time for Friday 3rd September
- ▶ Full time places from the 6th September



Holiday Craft

- ▶ Over the summer holidays we would like you to create a poster with your child to show their interests and their family. Please keep it to an A4 size piece of card/paper.



Telephone Call

Please call reception on 01980 348079 to schedule a telephone conversation. The days and times are:

Monday 19th July - 15.30 - 17.00

Tuesday 20th July - 15.30 - 17.00

Thursday 22nd July - 15.30 - 17.00

Friday 23rd July - 11.00 - 14.00

Welcome to Larkhill Foundation Stage

Today's Meeting

- To find out how the school day is organised.
- To understand how you can support your child at home - Skills needed for school.
- To understand the procedures for starting school and what resources you will need.



Meet the Team!



Miss
Thrippleton



Mrs Ball



Longleat
Class




Mrs Whatton

Pictures of the
classroom
environment















What will my
child learn?
How can help
them prepare for
school?

What is the Early Years Foundation Stage (E.Y.F.S)?

- The E.Y.F.S. is the stage of education for children from birth to the end of the Reception year.
- It is based on the recognition that children learn best through play and active learning.

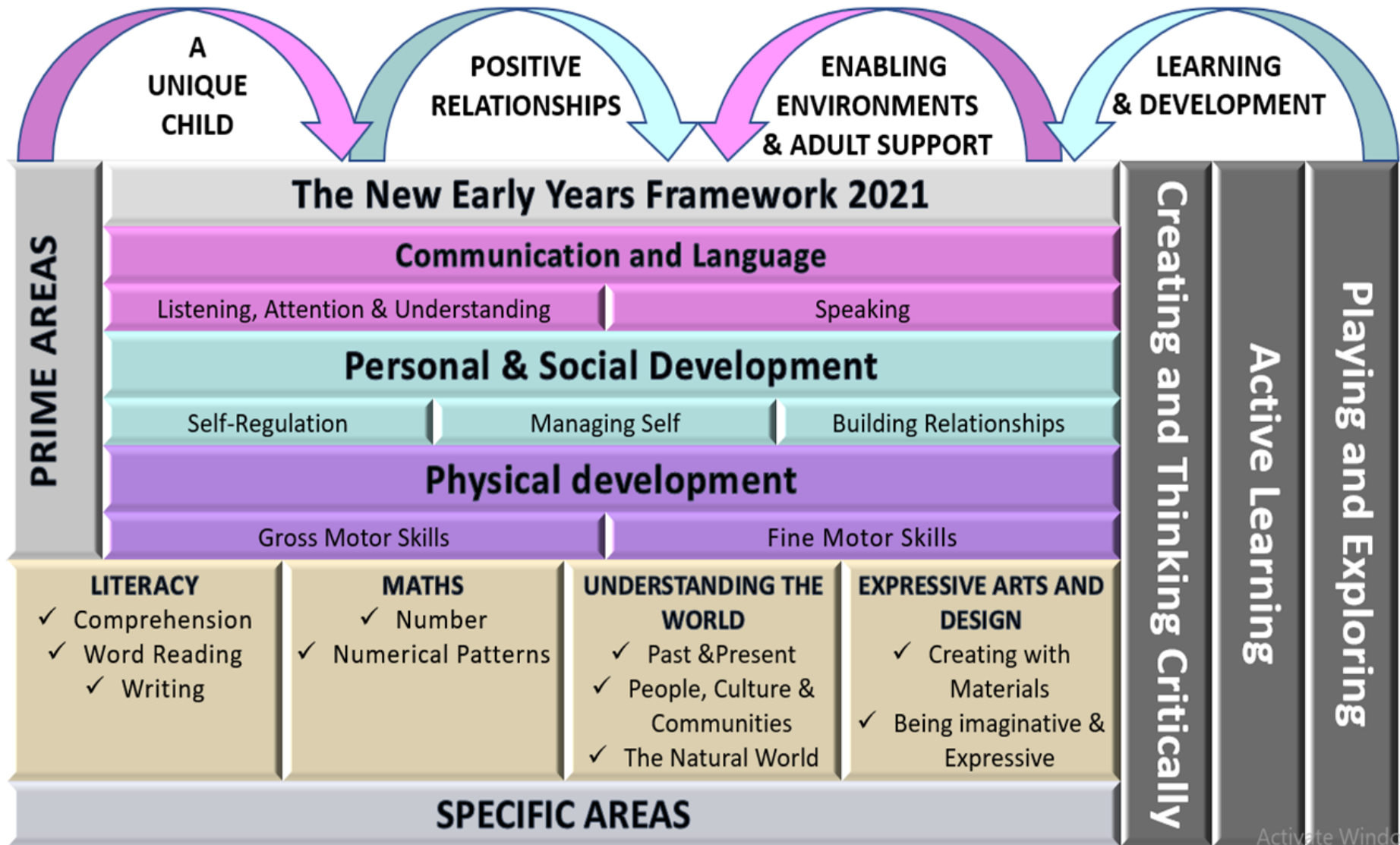
Characteristics of Effective Learning and teaching underpin all areas of the Curriculum



Playing and Exploring
Active Learning
Critical Thinking



Areas of learning...



This tracker helps you and your child prepare for school.

The Road To School

Speaking & literacy

- I like to read stories & look at picture books
- I am able to talk about myself, my needs & feelings
- I am practising recognising my name when it's written down

Listening & understanding

- I am able to sit still and listen for a short while
- I can follow instructions
- I understand the need to follow rules

Writing skills

- I like tracing patterns & colouring in
- I enjoy making marks
- I am practising holding a pencil

Sharing & turn taking

- I can share toys & take turns
- I like playing games with others
- I like interacting with other children

Everyone starts school with different abilities - your teacher will help you progress at your own level.

Interest in the world & new activities

- I enjoy learning about the world around me
- I am interested in exploring new activities or environments
- I like asking questions

Counting skills

- I enjoy practising counting objects
- I like saying number rhymes & playing counting games
- I can recognise some numbers when they are written down

Going to the toilet

- I can go to the toilet on my own, wipe myself properly & flush
- I can wash and dry my hands without any help

Routines

- I have practised putting on my uniform & getting ready to leave on time
- I have a good bedtime routine so I'm not feeling tired for school
- I'm learning to eat at the times I will on school days

What are you looking forward to the most?
Is there anything you're unsure of?

Eating

- I can use a knife & fork
- I can open my packed lunch on my own
- I am confident at opening wrappers & packaging

Self-care

- I know when to wash my hands
- I can wipe my nose
- I can ask for help if I don't feel well

Getting dressed & undressed on my own

- I can button & unbutton my shirt & use a zip
- I can put my own shoes & socks on
- I can change into my PE kit & put my coat on

Independence

- I am happy to be away from my mummy, daddy or my main carer
- I am happy to tidy my belongings & look after my things
- I am feeling confident about starting school

School bus

Remember - learning is not a competition; children learn at different rates. For more ideas to help prepare your child for school, talk to your childcare practitioner.

The road to school -Preparing for school

Self-care

- I know when to wash my hands
 - I can wipe my nose
- I can ask for help if I don't feel well

Eating

- I can use a knife & fork
- I can open my packed lunch on my own
 - I am confident at opening wrappers & packaging

Routines

- I have practised putting on my uniform & getting ready to leave on time
 - I have a good bedtime routine so I'm not feeling tired for school
- I'm learning to eat at the times I will on school days

Independence

- I am happy to be away from my mummy, daddy or my main carer
- I am happy to tidy my belongings & look after my things
- I am feeling confident about starting school

Going to the toilet

- I can go to the toilet on my own, wipe myself properly & flush
- I can wash & dry my hands without any help



The road to school -Preparing for school

Speaking & literacy

- I am interested in reading stories & looking at picture books
- I am able to talk about myself, my needs & feelings
 - I am practising recognising my name when it's written down

Interest in the world & new activities

- I enjoy learning about the world around me
 - I am interested in exploring new activities or environments
 - I like asking questions

Listening & understanding

- I am able to sit still and listen for a short while
 - I can follow instructions
- I understand the need to follow rules

Counting skills

- I enjoy practising counting objects
- I like saying number rhymes & playing counting games
 - I can recognise some numbers when they are written down

Sharing & turn taking

- I can share toys & take turns
- I can play games with others
- I can interact with other children

Writing skills

- I like tracing patterns & colouring in
- I enjoy experimenting with different shaped scribbles
 - I am practising holding a pencil



A typical day in our Foundation Class...

- ▶ 8.45 Welcome and register.
- ▶ 9.05-9.20 Teaching Session
- ▶ 9.20-9.40 Snack and play time
- ▶ 10.40-11.30 - Child initiated learning
- ▶ 11.30-11.40 - Teaching Session
- ▶ 11.40-12.40 -Lunch
- ▶ 12.40 -Registration
- ▶ 12.40-13.00 -Teaching Session
- ▶ 13.00-14.20 - Child initiated play and small group activities
- ▶ 14.20 -14.35 - Teaching session
- ▶ 14.35-14.50 - Preparing for home time and story
- ▶ However the day remains flexible to suit the childrens' needs and interests.

The First Few Days ...



There can be a lot to remember in the first few days, but please do not worry as your child will quickly be teaching you the routines! We have a handy checklist on the website for you

Free fruit in
the morning

Book bag
everyday

Water Bottle

All clothing
named!

Wellies and
suitable
outdoor
clothing

Spare pair
of clothes

PE bag -
left in
school

Lunch
boxes or
hot school
dinner

How will my
child's learning
be recorded?



Tapestry

- ▶ We will be using an online Learning Journey.
- ▶ We will set it up in September for your child.
- ▶ Parents get notifications to say when a new observation has been uploaded.

Tapestry

- ▶ Parents can add observations
- ▶ We will require your consent for your child to feature in other children's photographs. When two children are tagged then the photo becomes pixelated however there are times when children may be seen in other photographs.

Uniform



Uniform



- ▶ Green Sweatshirt/cardigan with school logo.
- ▶ White polo shirt
- ▶ Grey or black trousers/skirt
- ▶ Smart Sensible black shoes (Children should be able to fasten these on their own)
- ▶ Please ensure that names are in EVERYTHING!!!
- ▶ no jewellery.
- ▶ P.E. Kits T-shirt, Shorts and Plimsolls
- ▶ A pair of wellies to stay in school and perhaps a waterproof suit for those rainy days.
- ▶ A Book Bag (with a key ring)
- ▶ you will need to order from www.SUD.co.uk

You will need to order from
<https://www.schooluniformdirect.co.uk/>

Uniform

Click on
find your
school

School Uniform Direct

[Login](#) or [Register](#) Your shopping cart is empty

[Contact Us](#)

[Store Locator](#)

[Find Your School](#)

[Want us to supply your school?](#)

[Boys](#)

[Girls](#)

[Accessories](#)

[P.E. Sportswear](#)

[Scouting & Guiding](#)

[Clearance](#)

[Custom Workwear](#)

[Specials](#)

Search products and schools...

School Uniform Direct
www.sudirect.co.uk

**BOOK
YOUR
IN-STORE
APPOINTMENT**

[click here](#)



School Uniform Direct
www.sudirect.co.uk

**HOW
TO USE
UNIFORM
PACKS**

[click here](#)



School Uniform Direct
www.sudirect.co.uk

**HOW TO
MEASURE
YOUR CHILD**

[click here](#)



School Uniform Direct
www.sudirect.co.uk

**NEW
CLICK & COLLECT
PROCEDURES
(DURING COVID-19)**


[click here](#)



School Uniform Direct
www.sudirect.co.uk

**HOW TO
MEASURE
YOUR CHILD**

[click here](#)



Don't forget to
check the size
guide so you
know what to
order for your
child

Uniform

Find Your School



All A B C D E F G H I J K L M N O P Q R S T U V W X Y Z

Find Your School



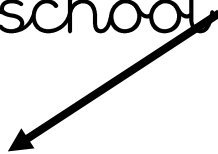
All A B C D E F G H I J K L



Larkhill Primary School

SP4 8QB

Click on the
school name



Uniform - Please name everything!



Select the pieces of uniform you would like to order. Name tapes are the best thing to use when labelling your child's clothing. They last longer than a sharpie.

Snack & Lunch Time



Snack Time

- ▶ Children receive a piece of fruit each day.
- ▶ Milk is available to the children as part of snack time. This milk is free of charge until your child turns 5. If you wish for your child to continue drinking milk then you will need to sign up to coolmilk.co.uk (Don't rush to do this as usually we have enough milk for everyone until the summer term) - We will advise you if you need to register with cool milk.

School Lunches/Packed Lunch

- ▶ All children in reception and key stage 1 are entitled to a universal free school meal.
- ▶ School meals are booked via Parent Pay. You will need your registration details before you can do this. These will be sent by the School office.
- ▶ There will be a paper menu for you to select your child's meals for the first couple of weeks.



School Lunches/Packed Lunch

- If you prefer you can send your child in with a packed lunch. Please make sure this is labelled on the outside. please keep these as healthy as possible.
- Don't overwhelm the children with too much choice in their packed lunch.

No Nuts!



Administration



Parent Pay

- ▶ This is a platform that lets you preload money onto the site using a debit/credit card.
- ▶ The money can then be used to pay for trips and book clubs.
- ▶ This site is also used to book your child's school meals - please note meals need to be booked by midnight on Tuesday for the following week.
- ▶ The office will send out a registration letter with activation details

Pupil Asset Parent Portal

- ▶ This allows you to see and check details held by the schools management and information system.

It also allows you to see your child's:

- ▶ Attendance.
- ▶ Report absence.
- ▶ View school reports.
- ▶ Book parents evening.
- ▶ The office email you a link with instructions

Medical information and other matters



Other Matters...

Absence

- Any absence requires a telephone call to the school office by 9:30am (please note that messages can be left on the school answer phone or you can send a message via the Pupil Asset Parent Portal) This should be everyday that your child is off ill.
-
- If your child is off school due to D & V then they can return to school once they are clear for 24 hours after their last bout of D & V.



Other Matters...

Medical

- ▶ Inhalers and Epi pens can be kept in the class and administered when required.
- ▶ Medical/Dental appointments for children during school time will require you to show proof of the appointment where possible.
- ▶ Any prescribed medication can only be administered by prior arrangement with the school office and only if to be administered 4 times a day. A medical form will need to be completed.



Other Matters...

COVID-19

If your child or any member of the family experience symptoms - Please stay at home and isolate. Book a test and if it comes back as negative then your child can return. If it is positive then there will need to be a period of self isolation.



Other matters...

Collection

- ▶ If you wish for someone else to collect your child then you need to inform the school via the class teacher or school office in an emergency.
- ▶ The person collecting should be over 18.
- ▶ Drop off and Collection is from the classroom door which leads out on the playground.

Other Matters...

- ▶ A member of staff will always be available should you need to pass on information or have any questions.
- ▶ We run regular workshops throughout the year to support your child's development. We write a newsletter every week - These will be available to view on the website.

Other Matters...


- ▶ Please refrain from putting water bottles into book bags to help us protect books.
- ▶ Lots of information is communicated via the school Facebook Page, Tapestry and through text message. Please remember to keep your contact details up to date in the office.
- ▶ We have set up an email especially for you - If you have any questions then you can email reception@larkhill.wilts.sch.uk

REMEMBER - NAME EVERYTHING

Parent and Teacher Association



Please Join
Us if you
can spare
the time



Thank you for reading



We look forward to a happy partnership in your child's first year at school and beyond.

