

Little Ilford School's Attendance
Spring 2 2026 - Issue 4



Newsletter

ATTENDANCE

**COURAGE
COMMITMENT
COMPASSION**

EVERY MINUTE COUNTS
Success starts with attendance



ACHIEVING OUR 97% GOAL: EVERY MINUTE COUNTS!

Every Lesson Counts: A Guide to Term-Time Attendance

Working together for your child's future at Little Ilford School

As a school, our goal is to ensure every student in our community has the best possible chance of success. We understand that family life is busy, but taking time out of school during term time has a significant, often hidden, impact on your child's progress and wellbeing.

The Reality of “Just a Week”

In our school, we run a 25-period week. When a student is away, they don't just miss “school”—they miss specific, sequenced learning.

What does absence look like in lost learning?

(Based on our 50-minute lesson structure)

Period of Absence	Total Lessons Missed	Total Hours of Learning Lost
1 Week	25 lessons	20.8 hours
2 Week	50 lessons	41.6 hours
3 Week	100 lessons	83.3 hours

The “Snowball” Effect: In subjects like Maths, Science, and Modern Languages, learning is “linear.” If a student misses the 5 lessons explaining a core concept in Week 1, they will struggle to understand the next 4 weeks of content. This often

EVERY MINUTE COUNTS

leads to **anxiety and school avoidance** because they feel “lost” upon their return.

How Attendance Impacts GCSE Results

The Department for Education (DfE) data shows a direct and undeniable link between time spent in the classroom and the grades achieved at the end of Year 11.

- **95% Attendance (Our School Target):** Students with 95% attendance or higher are twice as likely to achieve 5 or more GCSEs at Grade 5 or above (including English and Maths) compared to those with less than 90%.
- **The “90% Trap”:** 90% attendance sounds high, but it actually means 19 days of school missed per year. Students in this bracket drop, on average, one full GCSE grade across every single subject.
- **Below 85%:** At this level, the chance of achieving a “strong pass” in core subjects drops to approximately 35%.

The Trauma-Informed Perspective: Beyond the Grades

We don’t just care about the data; we care about the child.

- **Social Connection:** Missing two weeks of school can disrupt friendship groups. For many students, the “social catch-up” is more exhausting than the academic catch-up.
- **Reduced Anxiety:** Routine and predictability are the best tools for managing stress. Consistent attendance helps the brain stay regulated and “ready to learn.”
- **Safety:** School is a primary safeguarding hub. When a student is here, we can support their mental health and well-being in real-time.

Our Partnership with You

We know that sometimes absences are unavoidable (illness or emergencies). However, for holidays or planned trips, we ask you to consider the following:

1. **Check the Calendar:** Please plan trips during the 13 weeks of school holidays.
2. **The “Partial Return”:** If your child is recovering from a minor illness, aim to get them in for the afternoon session rather than missing the whole day.
3. **Talk to Us:** If you are struggling with your child’s attendance due to anxiety or “school refusal,” please contact their Form Tutor immediately. We are here to support, not just to monitor.

Kind regards,

Mr Burke, Assistant Headteacher



FORM GROUPS WITH THE HIGHEST ATTENDANCE THIS TERM

February 2026 - March 2026

YEAR 7

1 7.8 - 97.07%

2 7.1 - 96.33%

3 7.3 - 95.38%

YEAR 8

1 8.4 - 95.56%

2 8.5 - 95.22%

3 8. - 95.19%

YEAR 9

1 9.3 - 97.55%

2 9.1 - 96.59%

3 9.4 - 94.61%

YEAR 10

1 10.4 - 95.28%

2 10.6 - 94.39%

3 10.3 - 93.87%

YEAR 11

1 11.10 - 94.4%

2 11.4 - 92.11%

3 11.8 - 91.04%

EVERY MINUTE COUNTS

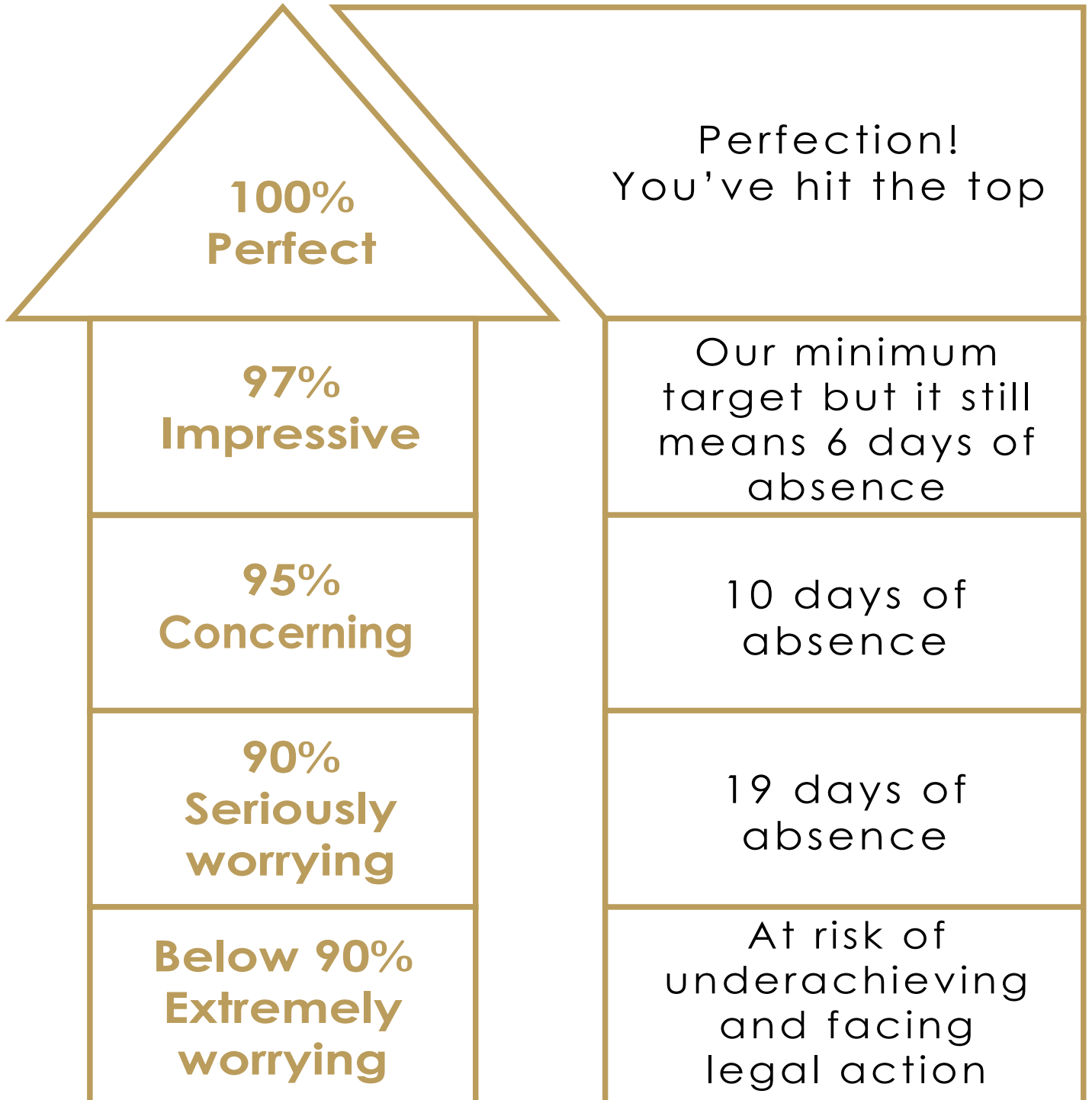


NUMBER OF STUDENTS WITH 100% ATTENDANCE

February 2026 - March 2026

YEAR GROUP	NO. OF STUDENTS
Y7	84
Y8	89
Y9	100
Y10	70
Y11	83

EVERY MINUTE COUNTS








EVERY MINUTE COUNTS

BEING ABSENT = LOST OPPORTUNITIES






IF YOUR ATTENDANCE IS...

YOU WILL MISS...

95%		54 lessons
90%		114 lessons
85%		174 lessons
80%		228 lessons
75%		288 lessons

IF YOU ARE LATE EVERYDAY BY...

YOU WILL MISS APPROXIMATELY...

5 minutes		21 lessons
10 minutes		42 lessons
15 minutes		60 lessons
20 minutes		87 lessons
30 minutes		132 lessons

EVERY MINUTE COUNTS