

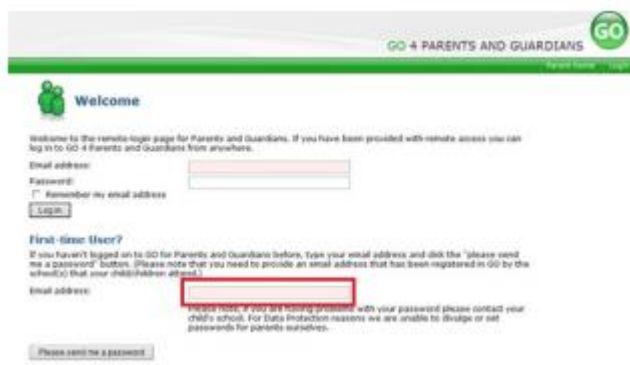


# LITTLEPORT AND EAST CAMBS ACADEMY

*An Active Learning Trust School*

## Parents' Guide

The email address you use to enter the site must be the one we have registered in our database for you. This will be the email address that you have provided the school with at the time of registration.

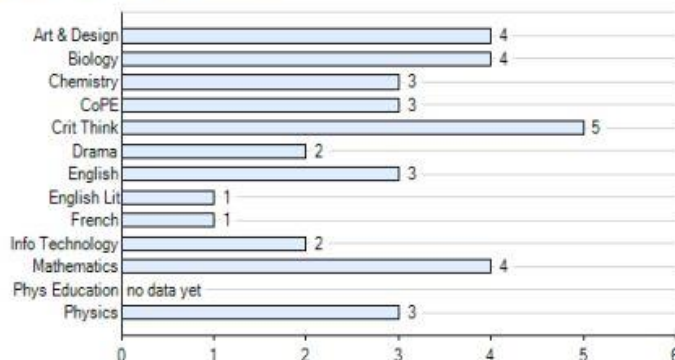


To request a password for GO 4 Schools, please enter your email address into the First-time User field and click 'Please send me a password'. A randomised password will then be generated and sent to your email address. You will then be able to log into the site and view your child's page.

### At a Glance

This is a quick overview of your child's current progress against a baseline grade for each subject. A positive value indicates how many levels of progress your child has made in the subject since the start of Year 7. Do not be too alarmed at the start of each academic year as the graphs will build as the school year progresses.

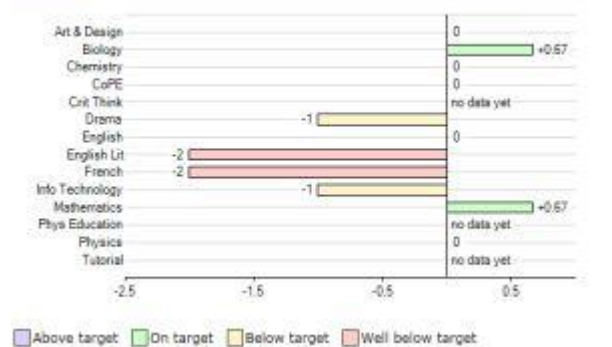
Progress from Year 7 baseline



### Residuals

This is a quick overview of your child's current progress against their target grades for each subject. A value of zero indicates that your child is on target, a negative value indicates below target and a positive value indicates above target.

Residuals



## Detailed Progress

This table shows the current levels in each subject. All topics and assignments are listed here and updated marks will appear throughout the year. Where **'View subject description'** links are available, you can click on the link to see more detailed information.

### Detailed progress

Subject	Target	Current	Projected	Breakdown
Art & Design <a href="#">View subject description</a>	A	A	A	Unit 1 Textures A Unit 2 Celebration B Unit 3 Movement - Unit 4 All about me - Mock Exam -
Biology	B	A	F	B1 Objective Tests A B2 - B3 Test - New ISA - Homework Assignments Higher A Homework Assignments Foundation -
Chemistry	B	B	B	C1 Objective Tests A C2 D C3 Test - ISA - Homework Assignments Higher B Homework Assignments Foundation -
CoPE	Pass	Pass	Pass	Citizenship and Community Pass Beliefs and values Pass Health and Fitness Pass International links Pass Work Related Learning Pass Communication Pass Vocational Preparation Pass The Environment - Independent Living Pass Sport and Leisure - Science and Technology - Expressive Arts - Optional credit 1 - Optional credit 2 -

## Attendance Data

This information is displaying up to the previous school day, and is fed directly from the school's registration system. If you have any concerns about the attendance showing then please contact the school's office in the first instance.

### Attendance

Attendance	95.83%
Authorised absences	3
Unauthorised absences	0
Possible sessions	72



### Behaviour

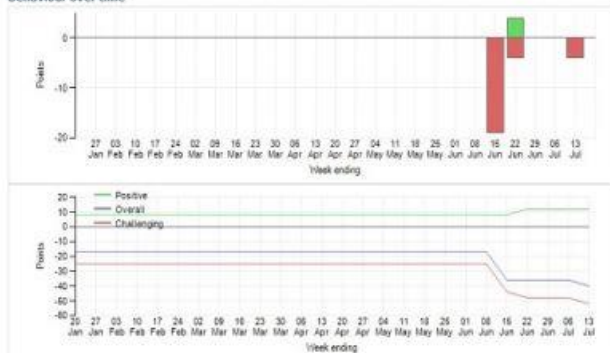
View full behaviour record, spending (points)

#### Most recent events

All events in 2017: Sep 2010, Oct 2010, Nov 2010, Dec 2010, Jan 2011, Feb 2011, Mar 2011, Apr 2011, May 2011, Jun 2011, Jul 2011, Aug 2011, Sep 2011

When	Event
Mon, 09 Jul	Use of phone in school building Year 5, Mathematics, 9e/Mat, Ma
Sun, 17 Jun	Going above and beyond to help the community Year 11, Mathematics, 11p/Mat
Sun, 17 Jun	Verbal/cyber bullying Year 11, Mathematics, 11p/Mat
Fri, 15 Jun	Verbal/cyber bullying Year 11, Mathematics, 11p/Mat
Thu, 14 Jun	Inappropriate language/swearing Year 11, Mathematics, 11p/Mat

#### Behaviour over time



## Behaviour Data

All behaviour both positive and negative is recorded on Go4Schools. Each behaviour level is allocated a points system; + for good behaviour and – for negative behaviour. The first table shows the last five events recorded for your child, but you can also view a full history of their behaviour for the current academic year by clicking on the **'All events in...'** link.

You must click on the behaviour event and open it to read the full content.

The other behaviour charts show your child's behaviour over time, the bar chart shows the weekly scores and the line graph shows the cumulative scores for the year.

### Progress Reports

Progress and reports show grades for your child as they were captured by reports and compares them against current grades. At the bottom of each column you can access a report by clicking the 'View report' links. You can then also download and print copies of the reports which will be available in PDF format for the whole of the year.

#### Progress and reports

Subject	17 Dec 2010	Current
Art & Design	A	A
Biology	A	A
Chemistry	B	B
CoPE	Pass	Pass
Drama	C	C
English	B	B
English Lit	A	A
Info Technology	U	U
Mathematics	A	B
Physics	C	C
Tutorial	-	-
Attendance	95.83%	95.83%
	<a href="#">View report</a>	

If you have any queries, please be sure to contact your child's form tutor.