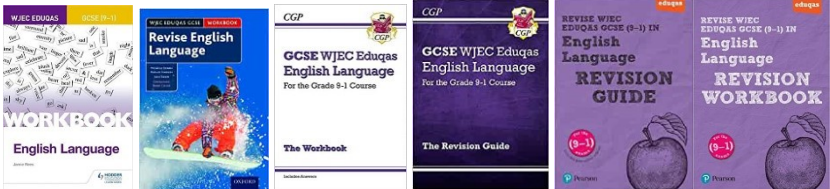




# English Language

Exam board	Eduqas	Exam year - 2023
Link to specification - <a href="https://www.eduqas.co.uk/qualifications/english-language/gcse/">https://www.eduqas.co.uk/qualifications/english-language/gcse/</a>		
Content/unit	Assessment method	Weighting
Component 1: 20 <sup>th</sup> Century Literature Reading and Creative Prose Writing	<b>Exam length: one hour and 45 minutes. 80 marks.</b>	40% of the English Language GCSE
Component 2: 19 <sup>th</sup> and 21 <sup>st</sup> Century Non-Fiction Reading and Transactional / Persuasive Writing	<b>Exam length: two hours. 80 marks.</b>	60% of the English Language GCSE
Component 3: Spoken Language	Unexamined content. One presentation/speech, including responses to questions and feedback	Recorded as a separate score on the certificate
(Subject) specific exam, revision and techniques. Metacognition (learning to learn) strategies.	<ul style="list-style-type: none"> <li>• Wider reading of non-fiction, particularly articles and extracts; applying critical thinking to unseen texts</li> <li>• Writing drills to appropriate timings</li> <li>• Planning strategies</li> <li>• Comparing your answers to sample answers in the revision guides and identifying areas for improvement</li> <li>• Watching teaching videos online where the teacher models the writing skills for different question types</li> <li>• Using the English Language Revision Checklists on the LHA English Classroom to identify areas for independent study</li> <li>• Become self – critical, re reading work before submitting it and checking for spelling, punctuation and grammar errors.</li> <li>• Improve presentation and handwriting where needed. Examiners cannot mark work if the meaning is unclear.</li> </ul>	
Recommended revision guides		
Useful websites for revision	<p>LHA English Language Revision Google Classroom – Joining code <a href="https://classroom.google.com/c/NDIzMjUwMDcyM1pa?cjc=m5ngueg">m5ngueg</a>  <a href="https://classroom.google.com/c/NDIzMjUwMDcyM1pa?cjc=m5ngueg">https://classroom.google.com/c/NDIzMjUwMDcyM1pa?cjc=m5ngueg</a>  Seneca  <a href="https://senecalearning.com/en-GB/">https://senecalearning.com/en-GB/</a>  Mr.Bruff's Youtube Channel  <a href="https://www.youtube.com/user/mrbruff">https://www.youtube.com/user/mrbruff</a>  Eduqas Student Resources – Language Knowledge Organisers  <a href="https://resources.eduqas.co.uk/Pages/ResourceSingle.aspx?rId=1461">https://resources.eduqas.co.uk/Pages/ResourceSingle.aspx?rId=1461</a>  BBC Bitesize  <a href="https://www.bbc.co.uk/bitesize/examspecs/zpxh82p">https://www.bbc.co.uk/bitesize/examspecs/zpxh82p</a>  Englishbiz  <a href="http://www.englishbiz.co.uk/">http://www.englishbiz.co.uk/</a></p>	
Past papers	Eduqas English Language Past Papers <a href="https://www.eduqas.co.uk/qualifications/english-language-gcse/#tab_pastpapers">https://www.eduqas.co.uk/qualifications/english-language-gcse/#tab_pastpapers</a>	
Intervention / support session	Thursdays 3.10-4pm by invitation	

# English Literature

Exam board	Eduqas	Exam year - 2023
Link to specification - <a href="https://www.eduqas.co.uk/qualifications/english-literature/gcse/">https://www.eduqas.co.uk/qualifications/english-literature/gcse/</a>		
Content/unit	Assessment method	Weighting
Component 1: Shakespeare and poetry anthology	<b>Two hour examination. One hour on each text. 80 marks.</b>	40% of the English Literature GCSE
Component 2: Modern drama, 19 <sup>th</sup> Century Prose and Unseen Poetry	<b>Two hour 30 minutes examination. Three components. 120 marks.</b> This exam has three sections: 45 mins on drama, 45mins on prose, 1hr on poetry.	60% of the English Literature GCSE
(Subject) specific exam, revision and techniques. Metacognition (learning to learn) strategies.	<ul style="list-style-type: none"> <li>• Notes on key characters and themes; testing recall</li> <li>• Memory methods for learning a wide range of quotation by heart</li> <li>• Essay planning to all of the possible question foci for each text – character, theme, mood and atmosphere (drama/tension)</li> <li>• Practising thesis statements and conclusions (grades 7-9)</li> <li>• Timing drills for planning and essay writing</li> <li>• Using the revision checklists on the LHA Literature Revision Google Classroom to identify areas for independent study</li> <li>• Practising succinct and insightful explanations and analysis - compare with samples in revision guides</li> <li>• Watching teaching videos that demonstrate the writing skills for the Literature exam</li> <li>• Exploring unseen poetry; wider reading</li> </ul>	
Recommended revision guides		
Useful websites for revision	<p>LHA English Literature Revision Google Classroom – Joining code <b>xxne4fj</b>  <a href="https://classroom.google.com/c/NDIONTE3NzgxNVpa?cjc=xxne4fj">https://classroom.google.com/c/NDIONTE3NzgxNVpa?cjc=xxne4fj</a>  Seneca  <a href="https://senecalearning.com/en-GB/">https://senecalearning.com/en-GB/</a>  Mr.Bruff's Youtube Channel  <a href="https://www.youtube.com/user/mrbruff">https://www.youtube.com/user/mrbruff</a>  Eduqas Student Resources – Literature Knowledge Organisers  <a href="https://resources.eduqas.co.uk/Pages/ResourceSingle.aspx?rlid=1317">https://resources.eduqas.co.uk/Pages/ResourceSingle.aspx?rlid=1317</a>  BBC Bitesize  <a href="https://www.bbc.co.uk/bitesize/examspecs/zw9mycw">https://www.bbc.co.uk/bitesize/examspecs/zw9mycw</a>  S-cool  <a href="https://www.s-cool.co.uk/gcse/english">https://www.s-cool.co.uk/gcse/english</a>  Sparknotes  <a href="https://www.sparknotes.com/lit/">https://www.sparknotes.com/lit/</a></p>	
Past papers	Eduqas Literature Past Papers <a href="https://www.eduqas.co.uk/qualifications/english-literature-gcse/#tab_pastpapers">https://www.eduqas.co.uk/qualifications/english-literature-gcse/#tab_pastpapers</a>	
Intervention / support session	Wednesdays 3.10-4pm by invitation	


# Mathematics

Exam board	Edexcel	Exam year - 2023
Link to specification - <a href="https://qualifications.pearson.com/en/qualifications/edexcel-gcse/mathematics-2015.html">https://qualifications.pearson.com/en/qualifications/edexcel-gcse/mathematics-2015.html</a>		
Content/unit	Assessment method	Weighting
Paper 1: non-calculator	<b>Written exam: 1 hour 30 mins</b> <b>80 marks</b> Number, Algebra, Ratio, proportion and rates of change, Geometry and measures, Probability and Statistics.	33⅓% of the GCSE Mathematics assessment
Paper 2: calculator	<b>Written exam: 1 hour 30 mins</b> <b>80 marks</b> Number, Algebra, Ratio, proportion and rates of change, Geometry and measures, Probability and Statistics.	33⅓% of the GCSE Mathematics assessment
Paper 3: calculator	<b>Written exam: 1 hour 30 mins</b> <b>80 marks</b> Number, Algebra, Ratio, proportion and rates of change, Geometry and measures, Probability and Statistics.	33⅓% of the GCSE Mathematics assessment
(Subject) specific exam, revision and techniques. Metacognition (learning to learn) strategies.	<ul style="list-style-type: none"> <li>Corbett maths 5-a-day tasks (foundation, foundation plus for Grades 4 and 5, higher and higher plus for grades 7-9) on <a href="http://www.corbettmaths.co.uk">www.corbettmaths.co.uk</a></li> <li>Recall starters in lessons</li> <li>Clean up tasks on Dr Frost</li> <li>Access to teacher lead video clips on Dr Frost for all topics</li> <li>Completion of exam topic tests using Dr Frost</li> <li>Access to exam papers via Dr Frost</li> </ul>	
Recommended revision guides		
Useful websites for revision	<p><b>Dr Frost Maths</b> – <a href="https://www.dr frostmaths.com/">https://www.dr frostmaths.com/</a></p> <p><b>JustMaths</b> – <a href="http://www.justmaths.co.uk">www.justmaths.co.uk</a> Online revision tool (videos and exam questions) Username: LostockStudent Password:Lostock</p> <p><b>PinPoint Learning</b>–<a href="http://www.pinpointlearning.co.uk">www.pinpointlearning.co.uk</a> Dynamic personalised revision tool (exam analysis) Username: personal to the student e.g. HE847524 Password: PPL</p> <p><b>Corbettmaths website</b> – <a href="https://corbettmaths.com/">https://corbettmaths.com/</a></p> <p><b>Mathsworkout</b> – <a href="http://www.mathsworkout.co.uk">www.mathsworkout.co.uk</a> Interactive questions across all levels Login – lostock Password – factor55</p> <p><b>BBC Bitesize</b> - <a href="https://www.bbc.co.uk/bitesize/examspecs/z9p3mnb">https://www.bbc.co.uk/bitesize/examspecs/z9p3mnb</a></p> <p><b>Maths Genie</b> - <a href="http://www.mathsgenie.co.uk/gcse.html">http://www.mathsgenie.co.uk/gcse.html</a></p>	
Past papers	<p><b>BBC Bitesize</b> - <a href="https://www.bbc.co.uk/bitesize/examspecs/z9p3mnb">https://www.bbc.co.uk/bitesize/examspecs/z9p3mnb</a></p> <p><b>Maths Genie</b> - <a href="http://www.mathsgenie.co.uk/gcse.html">http://www.mathsgenie.co.uk/gcse.html</a></p>	
Intervention / support session	Tuesday 3:15 – 4pm - small group intervention as advised by class teacher	

# Art and Design

Exam board	AQA	Exam year - 2023
Link to specification - <a href="https://filestore.aqa.org.uk/resources/art-and-design/specifications/AQA-ART-GCSE-SP-2016.PDF">https://filestore.aqa.org.uk/resources/art-and-design/specifications/AQA-ART-GCSE-SP-2016.PDF</a>		
Content/unit	Assessment method	Weighting
<b>Component 1: Portfolio</b>  Non Exam Assessment (NEA)	<b>96 marks</b> A portfolio that in total shows explicit coverage of the four assessment objectives. It must include a sustained project evidencing the journey from initial engagement to the realisation of intentions and a selection of further work undertaken during the student's course of study.	60% of the GCSE
<b>Component 2: Externally set task</b>	<b>Preparatory period followed by 10 hours of guided time.</b> <b>96 marks</b> Students respond to their chosen starting point from an externally set assignment paper relating to their subject title, evidencing coverage of all four assessment objectives.	40% of the GCSE
(Subject) specific exam, revision and techniques. Metacognition (learning to learn) strategies.	<ul style="list-style-type: none"> <li>• Learn and understand the 4 assessment objectives. AO1 Develop AO2 Refine AO3 Record AO4 Present</li> <li>• Take any unfinished work home or attend after school to refine, finish and present work.</li> <li>• Use Youtube to watch techniques using different media.</li> <li>• Bring all the correct equipment / sketchbooks to every lesson.</li> <li>• Think ahead and know what media / equipment you need before the lesson.</li> <li>• Complete any annotations or research during your own time, not during lesson time. This will give you a better chance to finish your practical work to a better standard. Use the annotation guidance handout.</li> <li>• Take photos, or look through photos you already have of anything you think looks interesting and will fit into your project and bring them to your next lesson (AO3). Edit your photos on any app available to show experimentation and bring all these to lesson. (AO2).</li> <li>• Use the portfolio guidance sheet/checklist to organise and order your sketchbook.</li> <li>• Look at past high-quality examples to self-assess and action your targets.</li> <li>• Self – regulate. Reflect and evaluate. Try again in a different way.</li> </ul>	
Useful websites for revision	BBC Bitesize <a href="https://www.bbc.co.uk/bitesize/subjects/z6hs34j">https://www.bbc.co.uk/bitesize/subjects/z6hs34j</a> Student Art Guide <a href="https://www.studentartguide.com/">https://www.studentartguide.com/</a>	
Past papers		
Intervention / support session	Week A + B Monday 3:10 - 4pm	

# Business Studies

Exam board	AQA	Exam year - 2023
Link to specification - <a href="https://www.aqa.org.uk/subjects/business/gcse/business-8132">https://www.aqa.org.uk/subjects/business/gcse/business-8132</a>		
Content/unit	Assessment method	Weighting
Paper 1: Influences of operations and HRM on Business activity.	<b>Written exam: 1 hour 45 mins</b> <b>90 marks</b> <ul style="list-style-type: none"> <li>• Business in the real world</li> <li>• Influences on business</li> <li>• Business operations</li> <li>• Human resources</li> </ul>	50% of the GCSE
Paper 2: Influences of marketing and finance on business activity.	<b>Written exam: 1 hour 45 mins</b> <b>90 marks</b> <ul style="list-style-type: none"> <li>• Business in the real world</li> <li>• Influences on business</li> <li>• Marketing</li> <li>• Finance</li> </ul>	50% of the GCSE
(Subject) specific exam, revision and techniques. Metacognition (learning to learn) strategies.	<ul style="list-style-type: none"> <li>• Mind maps</li> <li>• Dual coding (using images and key words as a way to remember).</li> <li>• Flash cards</li> <li>• Past exam papers and mark schemes</li> <li>• Concept maps (Linking learning and ideas across topics)</li> <li>• Post it notes (used in a number of ways e.g. cover and reveal)</li> <li>• Internet – BBC Business News</li> <li>• Revision guides</li> <li>• Command word booklet</li> <li>• Knowledge Organisers</li> <li>• YouTube - Bizconsesh</li> </ul>	
Recommended revision guides	AQA Revision Guide - specific to our course. Available at a reduced cost of £7.50 through	 school.
Useful websites for revision	Seneca Learning - <a href="https://www.senecalearning.com/seneca-certified-resources/business-gcse-aqa/">https://www.senecalearning.com/seneca-certified-resources/business-gcse-aqa/</a> BBC Bitesize - <a href="https://www.bbc.co.uk/bitesize/subjects/zpsvr82">https://www.bbc.co.uk/bitesize/subjects/zpsvr82</a> BBC Business News - <a href="https://www.bbc.co.uk/news/business">https://www.bbc.co.uk/news/business</a>	
Past papers	<a href="https://www.aqa.org.uk/subjects/business/gcse/business-8132/assessment-resources?f.Sub-category%7CF=Sample+papers+and+mark+schemes">https://www.aqa.org.uk/subjects/business/gcse/business-8132/assessment-resources?f.Sub-category%7CF=Sample+papers+and+mark+schemes</a>  <a href="https://senecalearning.com/en-GB/seneca-certified-resources/business-gcse-aqa/">https://senecalearning.com/en-GB/seneca-certified-resources/business-gcse-aqa/</a>	
Intervention / support session	<ul style="list-style-type: none"> <li>• Tuesday lunchtime week B</li> <li>• Drop-in sessions with class teacher</li> </ul>	

# Engineering

Exam board	NCFE	Exam year - 2023
Link to specification – <a href="https://www.qualhub.co.uk/qualification-search/qualification-detail/ncfe-level-12-technical-award-in-engineering-4593">https://www.qualhub.co.uk/qualification-search/qualification-detail/ncfe-level-12-technical-award-in-engineering-4593</a>		
Content/unit	Assessment method	Weighting
<ul style="list-style-type: none"> <li>Synoptic Project</li> </ul> Substantial design & make task (practical)	<b>Synoptic Project</b> <b>72 Guided Learning Hours</b> <b>120 marks</b> <ul style="list-style-type: none"> <li>The internal synoptic project requires effective use of integrated knowledge, understanding and skills from across the full breadth of the qualification content.</li> <li>AO1 Recall knowledge and show understanding</li> <li>AO2 Apply knowledge and understanding</li> <li>AO3 Analyse and evaluate knowledge and understanding</li> <li>AO4 Demonstrate and apply technical skills and processes</li> <li>AO5 Manage and evaluate the project</li> </ul>	60% of the VCert
<ul style="list-style-type: none"> <li>Paper 1</li> </ul>	<b>Written exam: 1.5 hours</b> <b>48 Guided Learning Hours</b> <b>80 marks</b> <ul style="list-style-type: none"> <li>AO1 Recall knowledge and show understanding</li> <li>AO2 Apply knowledge and understanding</li> <li>AO3 Analyse and evaluate knowledge and understanding</li> </ul>	40% of the VCert
(Subject) specific exam, revision and techniques. Metacognition (learning to learn) strategies.	<ul style="list-style-type: none"> <li>Prepare for the lesson ahead by bringing in images as inspiration</li> <li>Flash Cards</li> <li>Mind Maps</li> <li>Post-it notes</li> <li>Self-reflect, plan and improve</li> </ul>	
Recommended revision guides	<a href="https://www.hoddereducation.co.uk/subjects/art-design-technology/products/14-16/my-revision-notes-ncfe-level-1-2-technical-awa-(1)">https://www.hoddereducation.co.uk/subjects/art-design-technology/products/14-16/my-revision-notes-ncfe-level-1-2-technical-awa-(1)</a>	
Useful websites for revision	<a href="https://www.youtube.com/watch?v=h2CSs_zAPnE">https://www.youtube.com/watch?v=h2CSs_zAPnE</a>	
Past papers	<a href="https://www.qualhub.co.uk/media/24441/p001396_qp_past-paper.pdf">https://www.qualhub.co.uk/media/24441/p001396_qp_past-paper.pdf</a>	
Intervention / support session	Alternate Friday's 3.15pm - 4pm	

# Hospitality and Catering


Exam board	Eduqas / WJEC	Exam year - 2023
Link to specification <a href="https://www.eduqas.co.uk/media/0dzpjezk/wjec-level-1-2-award-in-hospitality-and-catering-specs-from-2016-e-29-11.pdf">https://www.eduqas.co.uk/media/0dzpjezk/wjec-level-1-2-award-in-hospitality-and-catering-specs-from-2016-e-29-11.pdf</a>		
Content/unit	Assessment method	Weighting
<b>Non-Exam Assessment (NEA)</b>	<b>Unit 2: Hospitality and Catering in Action</b> Students are presented with a task that they must complete within 12 hours.  Task 1 – students analyse the task and recommend two suitable dishes  Task 2 – students describe the factors which affected their choice of dishes, then plan to produce their dishes  Task 3 – students prepare their two chosen dishes  Task 4 – students assess the production of their dishes and review their performance  Students present work in an electronic portfolio, including photographic evidence	<b>50% of final grade</b>
<b>Written Paper 1</b>	<b>Written paper – 1 hour 30 minutes</b> <b>90 marks</b> <ul style="list-style-type: none"> <li>Short and extended answer questions based around applied situations relating to the Hospitality and Catering Industry</li> </ul>	<b>50% of final grade</b>
(Subject) specific exam, revision and techniques. Metacognition (learning to learn) strategies.	<ul style="list-style-type: none"> <li>Retrieval starters in lessons</li> <li>Past exam papers</li> <li>Knowledge organisers</li> <li>Revision guides</li> <li>Watch any food related programmes. There is a wide range of food programmes on BBC iPlayer such as celebrity chef shows, MasterChef, Great British Menu, Inside the Factory.</li> <li>Cook as much as possible – the more practice you can do the better</li> </ul>	
Recommended revision guides	My Revision Notes: WJEC Level 1/2 Vocational Award in Hospitality and Catering	
Useful websites for revision	<b>Seneca Learning – for information on nutrition, nutritional needs and cooking methods</b> <a href="https://senecalearning.com/en-GB/">https://senecalearning.com/en-GB/</a> BBC Bitesize <a href="https://www.bbc.co.uk/bitesize/subjects/zbtvxyyc">https://www.bbc.co.uk/bitesize/subjects/zbtvxyyc</a>	
Past papers	specimen papers and past papers set in class for revision purposes	
Intervention / support session	Week A – Wednesday lunchtime – 1:30-2pm Week B – Wednesday lunchtime – 1:30-2pm – when not needed in Science	

# French

Exam board	AQA	Exam year - 2023
Link to specification - <a href="https://www.aqa.org.uk/subjects/languages/gcse/french-8658/specification-at-a-glance">https://www.aqa.org.uk/subjects/languages/gcse/french-8658/specification-at-a-glance</a>		
Content/unit	Assessment method	Weighting
<b>Paper 1 - Listening</b>	<ul style="list-style-type: none"> <li>• <b>Written exam: 35 minutes</b> (Foundation Tier), <b>45 minutes</b> (Higher Tier)</li> <li>• <b>40 marks</b> (Foundation Tier), <b>50 marks</b> (Higher Tier)</li> <li>• Section A – questioned and to be answered in English, or non-verbally</li> <li>• Section B – questioned and to be answered in French or non-verbally</li> </ul>	25%
<b>Paper 2-Speaking</b>	<ul style="list-style-type: none"> <li>• <b>Speaking exam</b></li> <li>• <b>7–9 minutes</b> (Foundation Tier) + preparation time</li> <li>• <b>10–12 minutes</b> (Higher Tier) + preparation time</li> <li>• <b>60 marks</b> (for each of Foundation Tier and Higher Tier)</li> <li>• Role-play – 15 marks (2 minutes at Foundation Tier; 2 minutes at Higher Tier)</li> <li>• Photo card – 15 marks (2 minutes at Foundation Tier; 3 minutes at Higher Tier)</li> <li>• General conversation – 30 marks (3–5 minutes at Foundation Tier; 5–7 minutes at Higher Tier )</li> </ul>	25%
<b>Paper 3- Reading</b>	<ul style="list-style-type: none"> <li>• <b>Written exam: 45 minutes</b> (Foundation Tier), <b>1 hour</b> (Higher Tier)</li> <li>• <b>60 marks</b> (for each of Foundation Tier and Higher Tier)</li> <li>• <b>Foundation Tier and Higher Tier</b></li> <li>• Section A – questions in English and to be answered in English, or non-verbally</li> <li>• Section B – questions in French, to be answered in French or non-verbally</li> <li>• Section C – translation from French into English (a minimum of 35 words for Foundation Tier and 50 words for Higher Tier)</li> </ul>	25%

Paper 4 Writing	<ul style="list-style-type: none"> <li>• <b>Written exam: 1 hour</b> (Foundation Tier), <b>1 hour 15 minutes</b> (Higher Tier)</li> <li>• <b>50 marks</b> (Foundation Tier) and <b>60 marks</b> (Higher Tier)</li> </ul> <p><b>Foundation Tier</b></p> <ul style="list-style-type: none"> <li>• Question 1 – message (student produces four sentences in response to a photo) – 8 marks</li> <li>• Question 2 – short passage (student writes a piece of continuous text in response to four brief bullet points, approximately 40 words in total) – 16 marks</li> <li>• Question 3 – translation from English into French (minimum 35 words) – 10 marks</li> <li>• Question 4 – structured writing task (student responds to four compulsory detailed bullet points, producing approximately 90 words in total) – there is a choice from two questions – 16 marks</li> </ul> <p><b>Higher Tier</b></p> <ul style="list-style-type: none"> <li>• Question 1 – structured writing task (student responds to four compulsory detailed bullet points, producing approximately 90 words in total) – there is a choice from two questions – 16 marks</li> <li>• Question 2 – open-ended writing task (student responds to two compulsory detailed bullet points, producing approximately 150 words in total) – there is a choice from two questions – 32 marks</li> <li>• Question 3 – translation from English into French (minimum 50 words) – 12 marks</li> </ul>	25%
(Subject) specific exam, revision and techniques. Metacognition (learning to learn) strategies.	<ul style="list-style-type: none"> <li>• Use the top tips sheets for exams for the different skills in your folders</li> <li>• Use the 20 Key sheets for writing and speaking</li> <li>• Masterclasses of “how to” will be loaded onto synergy/watched in class for listening, reading, writing and translation skills watch them careful then use these strategies when you complete tasks in class or at home.</li> <li>• Watch films/series, listen to songs/podcast, read the news in French to improve all skill areas.</li> <li>• Use Quizlet to revise vocabulary and verbs every day. 10 minutes a day will make a difference.</li> <li>• When watching a series/a film 1<sup>st</sup> watch with subtitles in English, then French then without.</li> <li>• Use the online dictionary or in class to look up new more interesting vocabulary to use in your writing</li> <li>• Revise little and often, 10 minutes a day is better than an hour all together.</li> <li>• Use different colours when revising for the different endings of the verbs/tenses. Find a method that suits you e.g. song, writing and repeating etc</li> </ul>	
Recommended revision guides	CGP revision guides and revision question cards can be purchased for the AQA specification	
Useful websites for revision	<p><a href="http://www.bbc.co.uk/bitesize">www.bbc.co.uk/bitesize</a> is great for revising. Seneca is good for revising vocabulary. Activelearn is good for revising all vocabulary and grammar. Check with your teacher for login details.</p> <p>Use VOKI to practice pronunciation for speaking exam</p> <p>Lyrics training useful for listening practice</p> <p><a href="http://www.quizlet.com">www.quizlet.com</a> really great for practising vocabulary - fun too!</p> <p><a href="http://www.wordreference.com">www.wordreference.com</a> - an excellent online dictionary.</p> <p>Memrise.com/ download the app</p>	
Past papers	AQA past papers given in class or set as homework	
Intervention / support session	Students will be informed if they are required by their class teacher. Week A and B <b>Tuesday lunch 1.35-2.00</b> (as long as not needed in Business Studies on week B)	


# Geography

Exam board	AQA	Exam year - 2023
Link to specification - <a href="https://www.aqa.org.uk/subjects/geography/gcse/geography-8035">https://www.aqa.org.uk/subjects/geography/gcse/geography-8035</a>		
Content/unit	Assessment method	Weighting
<b>Paper 1- Physical Paper</b> <ul style="list-style-type: none"> <li>Challenge of Natural Hazards</li> <li>The Living World</li> <li>UK Landscapes and Processes (Rivers and Coasts)</li> </ul>	<b>Written Exam: 1hour 30 minutes</b>	35% if the examination total
<b>Paper 2 – Human Paper</b> <ul style="list-style-type: none"> <li>Urban Issues and Challenges</li> <li>The Changing Economic World</li> <li>Resource Management</li> </ul>	<b>Written Exam: 1 hour 30 minutes</b>	35% of the examination total
<b>Paper 3 – Geographic Applications and Skills</b> <ul style="list-style-type: none"> <li>Pre-Release/Unseen booklet for Issues Evaluation</li> <li>Unseen Fieldwork Skills</li> <li>Students' fieldwork experiences</li> </ul>	<b>Written Exam 1hour 15 minutes.</b>	30% of the examination total
Geography specific exam, revision and techniques. Metacognition (learning to learn) strategies.	<ul style="list-style-type: none"> <li>Mind maps</li> <li>Dual coding (using images and key words as a way to remember.</li> <li>Flash cards (Quizlets are an electronic version of this on Coolgeography.co.uk)</li> <li>Past exam papers and mark schemes</li> <li>Concept maps (Linking learning and ideas across topics)</li> <li>Post it notes (used in a number of ways e.g. cover and reveal)</li> <li>Internet Geography revision books and website.</li> <li>Knowledge Organisers</li> </ul>	
Recommended revision guides	 <p>The purple revision guide is the recommended one as it has questions embedded in it to test yourself. The larger green one is just a revision guide and the small green one has case studies included in it. These can be ordered through Mrs Williams or purchased via Amazon.</p>	
Useful websites for revision	Seneca Learning: <b>Kerboodle</b> – Student login e.g. <a href="mailto:19smithj@lostockhallacademy.org">19smithj@lostockhallacademy.org</a> They will have set their own password. If they forget this, they can reset it by clicking the 'trouble logging on' link and a reset link will be sent to their school e-mail. The institution code is kv4 <b>BBC Bitesize</b> - <a href="https://www.bbc.co.uk/bitesize/examspecs/zy3ptyc">https://www.bbc.co.uk/bitesize/examspecs/zy3ptyc</a> <b>Cool Geography</b> - <a href="http://www.coolgeography.co.uk">www.coolgeography.co.uk</a> <b>Study wise</b> - <a href="https://studywise.co.uk/wp-content/uploads/GCSE-Geography-Case-Study-Collection.pdf">https://studywise.co.uk/wp-content/uploads/GCSE-Geography-Case-Study-Collection.pdf</a> <b>Seneca</b>	
Past papers	<a href="https://www.aqa.org.uk/subjects/geography/gcse/geography-8035/assessment-resources?f.Resource+type%7C6=Question+papers">https://www.aqa.org.uk/subjects/geography/gcse/geography-8035/assessment-resources?f.Resource+type%7C6=Question+papers</a>	
Intervention / support session	Students will be informed if they are required for intervention (parents will be informed via 1:1 contact). This will take place on a <b>Thursday lunchtime 1.35-2pm</b> . Students can have a queue jump pass so they can ensure they eat first before coming to intervention. In addition, revision sessions (different to intervention) will be recorded sessions which will require students to upload revision work from the session to their class teacher to review. This is likely to be uploaded to synergy so bespoke verbal feedback can be given for students to act on. Drop in or face to face revision will occur on <b>Mondays after school 3-4pm</b> .	


# History

Exam board	AQA	Exam year: 2023
Link to specification - <a href="https://www.aqa.org.uk/subjects/history/gcse/history-8145">https://www.aqa.org.uk/subjects/history/gcse/history-8145</a>		
Content/unit	Assessment method	Weighting
<b>Paper 1: Understanding the modern world</b> Section A: <b>Period study</b> Germany, Democracy to dictatorship  Section B: <b>Wider world depth study</b> Conflict and Tension; 1918-1939	<b>Written exam: 2 hours</b> 84 marks (including 4 marks for spelling, punctuation and grammar)	50% of the GCSE
<b>Paper 2: Shaping the nation</b> Section A: <b>Thematic study</b> Britain, Health and the People  Section B: <b>British depth study</b> Queen Elizabeth I	<b>Written exam: 2 hours</b> 84 marks (including 4 marks for spelling, punctuation and grammar)	50% of the GCSE
(Subject) specific exam, revision and techniques. Metacognition (learning to learn) strategies.	<ul style="list-style-type: none"> <li>• Creation of revision resources such as spider diagrams, flow charts and mind maps.</li> <li>• Use of Seneca, to consolidate prior learning.</li> <li>• Completing past exam papers. These are all available on synergy classwork.</li> </ul>	
Recommended revision guide and extended reading  (The suggested reading list will enable students to consolidate their understanding of each study).	My Revision Notes: AQA GCSE (9-1) History, Second edition, Hodder. <a href="https://www.hodder.co.uk/ISBN/9781510455610">ISBN-13 : 978-1510455610</a>  Rupert Colley: Nazi Germany in one hour ISBN: <a href="https://www.routledge.com/9780753914212">0007539142</a>  Elizabeth the Queen: Alison Weir ISBN: <a href="https://www.penguin.co.uk/9780099524252">0099524252</a>  The Interwar Years: Robert Freeman ISBN: <a href="https://www.penguin.co.uk/9780991409604">0991409604</a>  A short History of Medicine: Steve Parker ISBN: <a href="https://www.penguin.co.uk/9780241379652">0241379652</a>	
Useful websites for revision	<b>Seneca</b> <a href="https://senecalearning.com/en-GB/">https://senecalearning.com/en-GB/</a>  <b>John D Clare</b> <a href="http://www.johndclare.net/">http://www.johndclare.net/</a>  <b>BBC</b> <a href="https://www.bbc.co.uk/bitesize/topics/zskcg82">https://www.bbc.co.uk/bitesize/topics/zskcg82</a>	
Past papers	Located on synergy classwork.	
Intervention / support session	Alternate Friday's 3.15-4pm	

# Media Studies

Exam board	Eduqas	Exam year - 2023
Link to specification - <a href="https://www.eduqas.co.uk/qualifications/media-studies-gcse/#tab_overview">https://www.eduqas.co.uk/qualifications/media-studies-gcse/#tab_overview</a>		
Content/unit	Assessment method	Weighting
Component 1: Exploring the Media  Section A: Media Language and Representation Section B: Exploring Media Industries and Audiences	Written examination: 1 hour 30 minutes	40% of qualification
Component 2: Understanding Media Forms and Products  Section A: Television Section B: Music	Written examination: 1 hour 30 minutes	30% of qualification
Component 3: Creating Media Products	Non-exam assessment (NEA)	30% of qualification
(Subject) specific exam, revision and techniques. Metacognition (learning to learn) strategies.	<ul style="list-style-type: none"> <li>• Knowledge organisers for each known media product</li> <li>• Seneca - improving knowledge by resitting quizzes</li> <li>• Practising annotation and application of media theories to the set products, with a specific exam question in mind</li> <li>• Practising annotation and application of media theories to an unseen product - use Sunday broadsheet newspapers/magazines and resources on the LHA Media Revision Google Classroom</li> <li>• Using the revision checklists on the LHA Media Studies Revision Google Classroom to identify areas for independent study</li> <li>• Memory methods for media terminology – spelling apps, creating wordsearches, crosswords and glossaries (test yourself at regular intervals)</li> <li>• Join a GCSE Media Studies revision group on social media and follow revision conversations about the Eduqas exam</li> <li>• Use past/mock papers to brainstorm/plan the content of your answers</li> <li>• Regularly visit the following websites and read the ‘latest news’ – James Bond, This Girl Can, Pride, GQ, The Archers, Luther, Taylor Swift and Pharell Williams</li> <li>• Keep a digital file of current news snippets regarding - #BlackLivesMatter, BBC regulation, Epic Games ownership, The Sun newspaper</li> </ul>	
Recommended revision guides	 <p>Recommended revision guide available from Amazon. Teacher produced revision guides for each paper available to download from the Media Revision Google Classroom.</p>	
Useful websites for revision	<p>LHA GCSE Media Studies Revision Google Classroom – Joining code <a href="https://classroom.google.com/c/NDE5NjM4MzA3MDFa?cjc=chrbyxk">chrbyxk</a>  <a href="https://classroom.google.com/c/NDE5NjM4MzA3MDFa?cjc=chrbyxk">https://classroom.google.com/c/NDE5NjM4MzA3MDFa?cjc=chrbyxk</a>            GCSE Media Studies Youtube Revision Channel  <a href="https://www.youtube.com/c/GCSEMediaRevision">https://www.youtube.com/c/GCSEMediaRevision</a>            Eduqas Media Studies Knowledge Organisers  <a href="https://resources.eduqas.co.uk/Pages/ResourceSingle.aspx?rId=1439">https://resources.eduqas.co.uk/Pages/ResourceSingle.aspx?rId=1439</a>            Mrs Fisher’s Media Revision Youtube Channel  <a href="https://www.youtube.com/channel/UCUKrxp4BcJrGLzmqAhCjASg">https://www.youtube.com/channel/UCUKrxp4BcJrGLzmqAhCjASg</a>            Seneca - <a href="https://senecalearning.com/en-GB/">https://senecalearning.com/en-GB/</a>            BBC Bitesize GCSE Media Studies - <a href="https://www.bbc.co.uk/bitesize/subjects/ztnygk7">https://www.bbc.co.uk/bitesize/subjects/ztnygk7</a></p>	
Past papers	<b>Eduqas</b> <a href="https://www.eduqas.co.uk/qualifications/media-studies-gcse/#tab_pastpapers">https://www.eduqas.co.uk/qualifications/media-studies-gcse/#tab_pastpapers</a>	
Intervention / support session	Mondays 3.15 - 4pm	


# Music

Exam board	Eduqas	Exam year - 2023
Link to specification - <a href="https://www.eduqas.co.uk/media/by5boopf/eduqas-gcse-music-spec-from-2016-d.pdf">https://www.eduqas.co.uk/media/by5boopf/eduqas-gcse-music-spec-from-2016-d.pdf</a>		
Content/unit	Assessment method	Weighting
<b>Component 1 – Performance</b>	<b>Internal assessment, external moderation of one solo performance.</b>	<b>30% of the GCSE</b>
<b>Component 2 – Composition</b>	<b>Internal assessment, external moderation of one composition, free or brief set by exam board</b>	<b>30% of the GCSE</b>
<b>Component 3 - Appraising exam</b>	<b>Written Exam – 1 hour 15 mins</b>	<b>40% of the GCSE</b>
(Subject) specific exam, revision and techniques. Metacognition (learning to learn) strategies.	<ul style="list-style-type: none"> <li>• Past exam papers and mark schemes</li> <li>• Mind maps</li> <li>• Dr Smith (Elements of Music)</li> <li>• Knowledge organisers for set works</li> <li>• Analysis of set works booklets</li> <li>• Flash cards</li> <li>• Post it notes</li> <li>• Key terminology sheets</li> </ul>	
Recommended revision guides		
Useful websites for revision	<a href="https://www.bbc.co.uk/bitesize/subjects/zpf3cdm">https://www.bbc.co.uk/bitesize/subjects/zpf3cdm</a> <a href="https://www.eduqas.co.uk/home/student-support/">https://www.eduqas.co.uk/home/student-support/</a> <a href="https://www.focusonsound.com/">https://www.focusonsound.com/</a>	
Past papers	Eduqas past papers given in class	
Intervention / support session	One to one targeted support as and when needed. Extra revision heading towards the exam. Breakfast clubs leading up to exam. Use of rooms & equipment a priority for Year 11.	


# Music BTEC

Exam board	Pearson	Exam year - 2023
Link to specification - <a href="https://qualifications.pearson.com/en/qualifications/btec-firsts/music-2013-nqf.html">https://qualifications.pearson.com/en/qualifications/btec-firsts/music-2013-nqf.html</a>		
Content/unit	Assessment method	Weighting
<b>Unit 1 – The Music Industry</b>	<b>Written Exam – 1 hour sat in January of Year 11, resit in June if needed</b>	<b>25% of the BTEC</b>
<b>Unit 2 – Managing a Music Product</b>	<b>Coursework portfolio evidence for Christmas Concert organised by students</b>	<b>25% of the BTEC</b>
<b>Unit 4 – Introduction to Composition</b>	<b>Coursework portfolio evidence of composition (4 assignments)</b>	<b>25% of the BTEC</b>
<b>Unit 5 – Introduction to Performing</b>	<b>Coursework portfolio evidence of performances including videos</b>	<b>25% of the BTEC</b>
(Subject) specific exam, revision and techniques. Metacognition (learning to learn) strategies.	<ul style="list-style-type: none"> <li>• Past exam papers and mark schemes</li> <li>• Mind maps</li> <li>• Revision booklets</li> <li>• Flash cards</li> <li>• Post it notes</li> <li>• Key terminology sheets</li> </ul>	
Recommended revision guides	<b>Printed revision guides produced &amp; provided by Mr Doyle</b>	
Useful websites for revision	<a href="https://quizlet.com/113766820/btec-the-music-industry-exam-revision-flash-cards/">https://quizlet.com/113766820/btec-the-music-industry-exam-revision-flash-cards/</a>  <a href="https://app.memrise.com/course/391023/unit-1-the-music-industry-organisations/">https://app.memrise.com/course/391023/unit-1-the-music-industry-organisations/</a>	
Past papers	Pearson past papers given in class	
Intervention / support session	One to one targeted support as and when needed. Extra revision heading towards the exam. Breakfast clubs leading up to exam. Use of rooms & equipment a priority for Year 11.	

# Physical Education BTEC

Exam board	Pearson	Exam year - 2023
Link to specification - <a href="https://qualifications.pearson.com/en/qualifications/btec-firsts/sport-2012-nqf.html">https://qualifications.pearson.com/en/qualifications/btec-firsts/sport-2012-nqf.html</a>		
Year <b>11</b> Content/Unit	Assessment method	Weighting
<b>Unit 3: Applying the Principles of Personal Training.</b> This unit is all about learning how to design and apply training to improve and enhance personal fitness. Students select one <b>component of fitness</b> and one <b>method of training</b> that is most appropriate, beneficial and engaging to improve fitness for a chosen activity/sport.	<b>Students complete a written assignment comprising of four sections:</b> <b>Learning Aim A</b> is based on designing a personal fitness training programme. For <b>Learning Aim B</b> students will explore the musculoskeletal and cardiorespiratory body systems and how they respond during the exercise. In <b>Learning Aim C</b> students implement their personal fitness training programme, maintaining a training diary for each of the six weeks. Finally, for <b>Learning Aim D</b> students review their programme, looking at strengths, areas for improvement and suggesting recommendations for future training and performance.	<b>25% of the final BTEC qualification</b>
<b>Unit 6: Leading Sports Activities.</b> This unit enables students to participate in <b>sports leadership</b> and <b>coaching</b> , through delivering components of sessions (for example, warm-ups) and whole activity sessions. Students are introduced to the basics of sports leadership and then will be required to plan, deliver and evaluate their ability to lead a sports activity session.	<b>Students complete a written assignment comprising of three sections:</b> For <b>Learning Aim A</b> students will be introduced to the attributes required to be a successful sports leader, (knowledge of the skills, qualities and responsibilities associated with success in sports leadership). <b>Learning Aim B</b> challenges students to consider the planning and leadership requirements for delivering sports activities. For <b>Learning Aim C</b> students will evaluate their own effectiveness as a sports leader within the session they planned and delivered. They will consider their strengths within the process of sports leadership and plan for further developing their ability as sports leaders.	<b>25% of the final BTEC qualification</b>
(Subject) specific exam, revision and techniques. Metacognition (learning to learn) strategies.	<ul style="list-style-type: none"> <li>Recall starter at the beginning of every lesson</li> <li><b>Unit 1</b> intervention for target students in case of an exam resit</li> <li>Practical lessons to include a theory element to support learning and completion of <b>Unit 3</b> written elements</li> <li><b>Unit 3</b> fitness programme to be completed in school to allow students access to facilities/equipment for circuit, speed and weight training</li> <li><b>Unit 6</b> leadership sessions to be delivered/videoed in school with KS3 students, allowing access to facilities/equipment for the sporting activity being delivered (for example, badminton, football, netball)</li> </ul>	
Recommended revision guide.  These were purchased and distributed to students in Year 10) ahead of the Unit 1 onscreen examination which students completed in July 2022.		
Useful websites for <b>Unit 3</b>	<a href="https://www.bbc.co.uk/bitesize/examspecs/zxbg39q">https://www.bbc.co.uk/bitesize/examspecs/zxbg39q</a>	
Past papers	<b>Practice assessments will be provided by the PE Department to help students prepare for any Unit 1 examination resits</b>	
Intervention / support session	Monday lunchtime (ICT 2) Catch-up video sessions (Sports hall/gym) when required Week <b>A</b> Friday after-school (ICT 1)	

# Performing Arts BTEC

Exam board	Pearson	Exam year - 2023
Link to specification - <a href="https://qualifications.pearson.com/en/qualifications/btec-tech-awards/performing-arts.html">https://qualifications.pearson.com/en/qualifications/btec-tech-awards/performing-arts.html</a>		
Content/unit	Assessment method	Weighting
Unit 3 – Responding to a brief	Externally assessed: 3 written logs – exam conditions during lesson  Ideas log – 06.02.2023 Skills log – 20.03.2023 Evaluation log – 24.04.2023  Performance exam – 30.03.2023	40% of overall qualification
(Subject) specific exam, revision and techniques. Metacognition (learning to learn) strategies.	<ul style="list-style-type: none"> <li>• Watching a range of performance pieces to develop ideas and understand different approaches to creating works.</li> <li>• Developing note writing skills.</li> <li>• Learn and understand the different responses needed for developing ideas, developing skills, performance skills and evaluation.</li> <li>• Revising key practitioners' methods studied.</li> <li>• Ensure notes are clearly developed and ready for the written exam sessions.</li> <li>• Explore high quality written responses.</li> </ul>	
Recommended revision guides	 <p>Costs £5.99 - these have been ordered through school for students to purchase.</p>	
Useful websites for revision	<a href="https://qualifications.pearson.com/en/qualifications/btec-tech-awards/performing-arts.html">https://qualifications.pearson.com/en/qualifications/btec-tech-awards/performing-arts.html</a> <a href="https://www.youtube.com">www.youtube.com</a> to watch professional repertoire.	
Past papers	<a href="https://qualifications.pearson.com/en/qualifications/btec-tech-awards/performing-arts.coursematerials.html#filterQuery=Pearson-UK:Category%2FExternal-assessments">https://qualifications.pearson.com/en/qualifications/btec-tech-awards/performing-arts.coursematerials.html#filterQuery=Pearson-UK:Category%2FExternal-assessments</a>	
Intervention / support session	Week B Wednesday 3:00 - 4pm	


# Photography (Art & Design)

Exam board	AQA	Exam year - 202
Link to specification - <a href="https://filestore.aqa.org.uk/resources/art-and-design/specifications/AQA-ART-GCSE-SP2016.PDF">https://filestore.aqa.org.uk/resources/art-and-design/specifications/AQA-ART-GCSE-SP2016.PDF</a>		
Content/unit	Assessment method	Weighting
<b>Component 1: Portfolio</b>  Non Exam Assessment (NEA)	<b>96 marks</b> A portfolio that in total shows explicit coverage of the four assessment objectives. It must include a sustained project evidencing the journey from initial engagement to the realisation of intentions and a selection of further work undertaken during the student's course of study.	60% of the GCSE
<b>Component 2: Externally set task</b>	Preparatory period followed by <b>10 hours</b> of guided time. <b>96 marks</b> Students respond to their chosen starting point from an externally set assignment paper relating to their subject title, evidencing coverage of all four assessment objectives.	40% of the GCSE
(Subject) specific exam, revision and techniques. Metacognition (learning to learn) strategies.	<ul style="list-style-type: none"> <li>• Learn and understand the 4 assessment objectives. AO1 Develop AO2 Refine AO3 Record AO4 Present</li> <li>• Take any unfinished work home or attend after school to refine, finish and present work.</li> <li>• Bring all the correct equipment / objects / sketchbooks to every lesson.</li> <li>• Think ahead and know what images / photographs you need before the lesson.</li> <li>• Complete any annotations or research during your own time, not during lesson time. This will give you a better chance to finish your practical work to a better standard. Use the annotation guidance handout.</li> <li>• Use apps / photoshop to experiment with and refine your photographs.</li> <li>• Use the portfolio guidance sheet/checklist to organise and order your sketchbook.</li> <li>• Look at past high-quality examples to self-assess and action your targets.</li> <li>• Self – regulate. Reflect and evaluate. Try again in a different way.</li> </ul>	
Useful websites for revision	<a href="https://www.bbc.co.uk/bitesize/guides/zqwpnbk/revision">https://www.bbc.co.uk/bitesize/guides/zqwpnbk/revision</a> <a href="http://www.photographyrevision.com">www.photographyrevision.com</a> <a href="https://www.studentartguide.com/articles/creative-photography-ideas">https://www.studentartguide.com/articles/creative-photography-ideas</a>	
Past papers		
Intervention / support session	Week A & B Monday 3:10 - 4pm	

# Science Combined & Triple Science

## (Biology, Chemistry & Physics)

Exam board	AQA	Exam year - 2023
Link to specification - Combined Science: <a href="https://www.aqa.org.uk/subjects/science/gcse/combined-science-trilogy-8464">https://www.aqa.org.uk/subjects/science/gcse/combined-science-trilogy-8464</a> Biology: <a href="https://www.aqa.org.uk/subjects/science/gcse/biology-8461">https://www.aqa.org.uk/subjects/science/gcse/biology-8461</a> Chemistry: <a href="https://www.aqa.org.uk/subjects/science/gcse/chemistry-8462">https://www.aqa.org.uk/subjects/science/gcse/chemistry-8462</a> Physics: <a href="https://www.aqa.org.uk/subjects/science/gcse/physics-8463">https://www.aqa.org.uk/subjects/science/gcse/physics-8463</a>		
Content/unit	Assessment method	Weighting
<p><b>Combined Science:</b> Is a double award and worth two GCSEs. It is a linear course assessed by six, 1 hour and 15-minute exams covering a range of topics in Biology, Chemistry and Physics.</p> <p>There are 21 required practical's to be completed during the two-year course and 15% of each paper will assess these key practical skills.</p> <p>The course has two tiers: Foundation and Higher tier. The tier selected for each student is finalised just before the summer exam season and will be discussed with the students/parents.</p> <p><b>Triple Science (Biology, Chemistry &amp; Physics):</b> Are single science courses and worth three GCSEs. It is a linear course assessed by six, 1 hour and 45-minute exams covering a range of topics including the required practical's covered in the combined course plus some additional ones. 15% of each paper will assess these key practical skills.</p>	<p><b>Combined Science:</b> Written Exams: 70 marks per paper.</p> <p><b>Triple Science:</b> Written Exams: 100 marks per paper.</p> <p>The exams will measure how students have achieved the following assessment objectives.</p> <p><b>AO1: Demonstrate knowledge and understanding of:</b> (40%) 1) scientific ideas 2) scientific techniques and procedures.</p> <p><b>AO2: Apply knowledge and understanding of:</b> (40%) 1) scientific ideas 2) scientific enquiry, techniques and procedures.</p> <p><b>AO3: Analyse information and ideas to:</b> (20%) 1a) interpret 1b) evaluate 2a) make judgements 2b) draw conclusions 3a) develop experimental procedures 3b) improve experimental procedures.</p>	<p><b>Combined Science:</b> Each paper is worth 16.6% of the GCSE Science assessment for the double award course.</p> <p><b>Triple Science:</b> Each paper is worth 50% of the GCSE for the Biology, Chemistry and Physics triple courses.</p>
(Subject) specific exam, revision and techniques. Metacognition (learning to learn) strategies.	<ul style="list-style-type: none"> <li>• <b>Educake:</b> Students have personalised usernames and will be set weekly homework <a href="https://www.educake.co.uk/">https://www.educake.co.uk/</a></li> <li>• <b>Collins Connect:</b> <a href="https://connect.collins.co.uk/school/portal.aspx">https://connect.collins.co.uk/school/portal.aspx</a></li> <li>• <b>Oak Academy:</b> <a href="https://classroom.thenational.academy/subjects-by-key-stage/key-stage-4/subjects/combined-science">https://classroom.thenational.academy/subjects-by-key-stage/key-stage-4/subjects/combined-science</a> <ul style="list-style-type: none"> <li>• Recall starters in lessons (Fish, Dog, Elephant and Mini Quizzes)</li> <li>• Access to teacher lead video clips on Educake/Collins</li> <li>• Completion of exam topic questions/tests using Exampro during lessons</li> <li>• Access to exam paper questions via Exampro/AQA website</li> </ul> </li> </ul>	
Recommended revision guides		

	
Useful websites for revision	<p><b>Educake:</b>  <a href="https://www.educake.co.uk/">https://www.educake.co.uk/</a></p> <p><b>BBC Bitesize:</b>  <a href="https://www.bbc.co.uk/bitesize/levels/z98jmp3">https://www.bbc.co.uk/bitesize/levels/z98jmp3</a></p> <p><b>Collins Connect:</b>  <a href="https://connect.collins.co.uk/school/portal.aspx">https://connect.collins.co.uk/school/portal.aspx</a></p> <p><b>Free Science Lessons:</b>  <a href="https://www.youtube.com/channel/UCqbOeHaAUXw9II7sBVG3_bw">https://www.youtube.com/channel/UCqbOeHaAUXw9II7sBVG3_bw</a></p> <p><b>Seneca:</b>  <a href="https://senecalearning.com/en-GB/">https://senecalearning.com/en-GB/</a></p> <p><b>GCSE Biology Revision:</b>  <a href="https://www.youtube.com/user/AmoebaSisters">https://www.youtube.com/user/AmoebaSisters</a></p> <p><b>GCSE Chemistry/Physics Revision:</b>  <a href="http://www.gcscscience.com/gcse-physics-revision.htm">http://www.gcscscience.com/gcse-physics-revision.htm</a>  <a href="http://www.gcscscience.com/gcse-chemistry-revision.htm">http://www.gcscscience.com/gcse-chemistry-revision.htm</a>  <a href="https://www.educationquizzes.com/gcse/science">https://www.educationquizzes.com/gcse/science</a></p>
Past papers	<p><a href="https://www.aqa.org.uk/find-past-papers-and-mark-schemes">https://www.aqa.org.uk/find-past-papers-and-mark-schemes</a></p> <p><a href="https://revisionscience.com/gcse-revision/science/science-gcse-past-papers/aqa-gcse-science-past-papers">https://revisionscience.com/gcse-revision/science/science-gcse-past-papers/aqa-gcse-science-past-papers</a></p> <p><a href="https://gcseguide.co.uk/papers/aqa/science/">https://gcseguide.co.uk/papers/aqa/science/</a></p>
Intervention / support session	<p>Weekly Wednesday 3:15 – 4pm small group intervention as advised by class teacher (timetable is available for students outside L5)</p>

# Spanish

Exam board	AQA	Exam year - 2023
Link to specification - <a href="https://www.aqa.org.uk/subjects/languages/gcse/spanish-8698/specification-at-a-glance">https://www.aqa.org.uk/subjects/languages/gcse/spanish-8698/specification-at-a-glance</a>		
Content/unit	Assessment method	Weighting
<b>Paper 1 - Listening</b>	<ul style="list-style-type: none"> <li>• <b>Written exam: 35 minutes</b> (Foundation Tier), <b>45 minutes</b> (Higher Tier)</li> <li>• <b>40 marks</b> (Foundation Tier), <b>50 marks</b> (Higher Tier)</li> <li>• Section A – questioned and to be answered in English, or non-verbally</li> <li>• Section B – questioned and to be answered in Spanish or non-verbally</li> </ul>	<b>25%</b>
<b>Paper 2-Speaking</b>	<ul style="list-style-type: none"> <li>• <b>7–9 minutes</b> (Foundation Tier) + preparation time</li> <li>• <b>10–12 minutes</b> (Higher Tier) + preparation time</li> <li>• <b>60 marks</b> (for each of Foundation Tier and Higher Tier)</li> <li>• Role-play – 15 marks (2 minutes at Foundation Tier; 2 minutes at Higher Tier)</li> <li>• Photo card – 15 marks (2 minutes at Foundation Tier; 3 minutes at Higher Tier)</li> <li>• General conversation – 30 marks (3–5 minutes at Foundation Tier; 5–7 minutes at Higher Tier)</li> </ul>	25%
<b>Paper 3- Reading</b>	<ul style="list-style-type: none"> <li>• <b>Written exam: 45 minutes</b> (Foundation Tier), <b>1 hour</b> (Higher Tier)</li> <li>• <b>60 marks</b> (for each of Foundation Tier and Higher Tier)</li> <li>• <b>Foundation Tier and Higher Tier</b></li> <li>• Section A – questions in English and to be answered in English, or non-verbally</li> <li>• Section B – questions in Spanish, to be answered in Spanish or non-verbally</li> <li>• Section C – translation from Spanish into English (a minimum of 35 words for Foundation Tier and 50 words for Higher Tier)</li> </ul>	25%
<b>Paper 4 Writing</b>	<ul style="list-style-type: none"> <li>• <b>Written exam: 1 hour</b> (Foundation Tier), <b>1 hour 15 minutes</b> (Higher Tier)</li> <li>• <b>50 marks</b> (Foundation Tier) and <b>60 marks</b> (Higher Tier)</li> </ul> <p><b>Foundation Tier</b></p> <ul style="list-style-type: none"> <li>• Question 1 – message (student produces four sentences in response to a photo) – 8 marks</li> <li>• Question 2 – short passage (student writes a piece of continuous text in response to four brief bullet points, approximately 40 words in total) – 16 marks</li> <li>• Question 3 – translation from English into Spanish (minimum 35 words) – 10 marks</li> <li>• Question 4 – structured writing task (student responds to four compulsory detailed bullet points, producing approximately 90 words in total) – there is a choice from two questions – 16 marks</li> </ul> <p><b>Higher Tier</b></p> <ul style="list-style-type: none"> <li>• Question 1 – structured writing task (student responds to four compulsory detailed bullet points, producing approximately 90 words in total) – there is a choice from two questions – 16 marks</li> <li>• Question 2 – open-ended writing task (student responds to two compulsory detailed bullet points, producing approximately 150 words in total) – there is a choice from two questions – 32 marks</li> <li>• Question 3 – translation from English into Spanish (minimum 50 words) – 12 marks</li> </ul>	<b>25%</b>

(Subject) specific exam, revision and techniques. Metacognition (learning to learn) strategies.	<ul style="list-style-type: none"> <li>• Use the top tips sheets for exams for the different skills in your folders</li> <li>• Use the 20 Key sheets for writing and speaking</li> <li>• Masterclasses of “how to” will be loaded onto synergy/watched in class for listening, reading, writing and translation skills watch them careful then use these strategies when you complete tasks in class or at home.</li> <li>• Watch films/series, listen to songs/podcast, read the news in French to improve all skill areas.</li> <li>• Use Quizlet to revise vocabulary and verbs every day. 10 minutes a day will make a difference.</li> <li>• When watching a series/a film 1<sup>st</sup> watch with subtitles in English, then Spanish then without.</li> <li>• Use the online dictionary or in class to look up new more interesting vocabulary to use in your writing</li> <li>• Revise little and often, 10 minutes a day is better than an hour all together.</li> <li>• Use different colours when revising for the different endings of the verbs/tenses. Find a method that suits you e.g. song, writing and repeating etc</li> </ul>
Recommended revision guides	CGP revision guides and revision question cards can be purchased for the AQA Specification
Useful websites for revision	<p><a href="http://www.bbc.co.uk/bitesize">www.bbc.co.uk/bitesize</a> is great for revising. Seneca is good for revising vocabulary. Activelearn is good for revising all vocabulary and grammar. Check with your teacher for login details.</p> <p>Use VOKI to practice pronunciation for speaking exam</p> <p>Lyrics training useful for listening practice</p> <p><a href="http://www.quizlet.com">www.quizlet.com</a> really great for practising vocabulary - fun too!</p> <p><a href="http://www.wordreference.com">www.wordreference.com</a> - an excellent online dictionary.</p> <p>Memrise.com/ download the app</p>
Past papers	AQA past papers given in class or set as homework
Intervention / support session	Students will be informed if they are required by their class teacher. Week A and B <b>Tuesday lunch 1.35-2.00</b> (as long as not needed in Business Studies on week B)