



Lowerplace Attendance

April 2026

No.5

IN SCHOOL, ON TIME, EVERY DAY!

WHOLE SCHOOL ATTENDANCE UP
TO
THE END OF THE SPRING TERM

94.7%

COMPARED TO NATIONAL:
94.8%

WHOLE SCHOOL PERSISTENT
ABSENTEEISM UP TO
THE END OF THE SPRING TERM

16.8% =

85 CHILDREN

COMPARED TO NATIONAL:
15.8%

NUMBER OF CHILDREN WHO
ONLY HAD 5 DAYS OR LESS
ABSENCE UP TO
THE END OF THE SPRING TERM

217 PUPILS

WELL DONE

Our key attendance message...

We want to say a **thank you** to those families who help their children come to school **every day** and **on time**. These good habits make a real difference as children grow.

Coming to school helps children to:

- Learn more and do better in their work
- Make friends and build strong friendships
- Learn how to work and play with others
- Try new things and build confidence
- Discover what they enjoy and what they might want to do in the future

Good attendance is not just important
— it helps children have the **best chance** to succeed.

Our Attendance Goals for 25/26

- **Whole school attendance of 95% or better**, meaning children missing less than 10 days
- **Improved punctuality** across all year groups
- **A reduction in persistent absence**, meaning fewer children missing 19 days or more.



Why Missing School Makes Things Harder

When children miss school, it becomes harder for them to keep up with their learning.

The more days they miss, the harder it is to get back into a good routine and catch up on the work they have missed.

What Can You Do?

Be Honest

All parents find things difficult sometimes — nobody is perfect. If you are having a hard time getting your child to school, please talk to us.

We are here to help, and school is a great place to start when you need support.

Work With Us

We want to help families and make things better for everyone. But we can only help if families talk to us, meet with us, and accept the help we offer.

When we work together, children get the best support.

Let's Arrive on Time

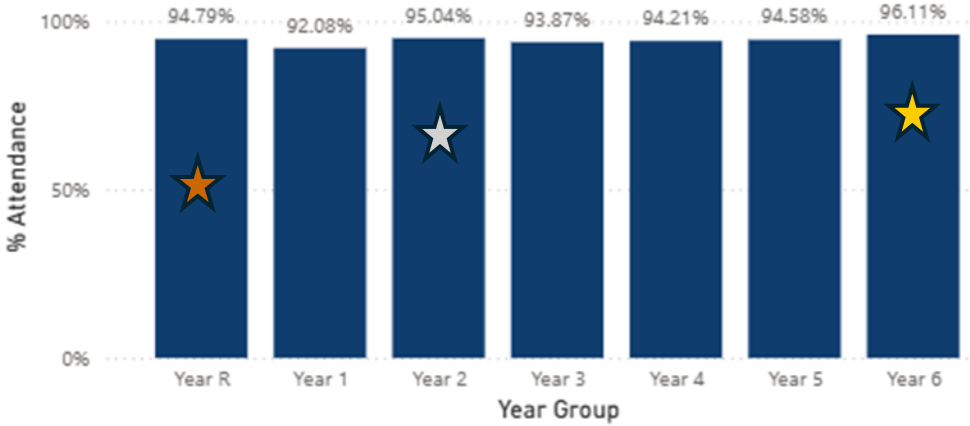
Please ensure your child is on time to line up in their class line. Classes go in at

- **Reception classes** 8.40am
- **Years 1, 2 and 3** 8.45am
- **Years 4, 5, and 6** 8.40am



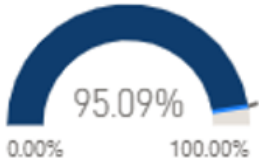
% ATTENDANCE BY YEAR GROUP UP TO END OF SPRING TERM

MOMENTS
MATTER,
ATTENDANCE
COUNTS.

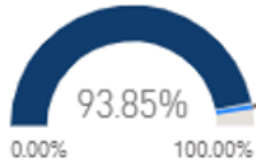


% ATTENDANCE BY GENDER UP TO END OF SPRING TERM

Female



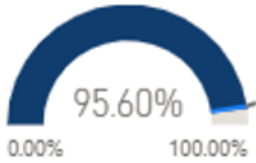
Male



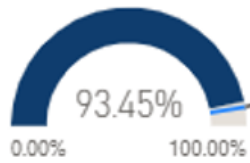
CLASS ATTENDANCE UP TO END OF SPRING TERM

% ATTENDANCE BY GROUP UP TO END OF SPRING TERM

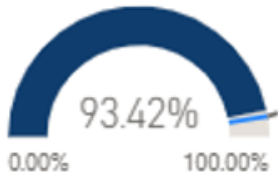
EAL



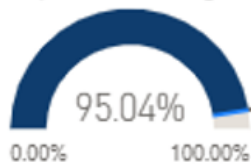
Not EAL



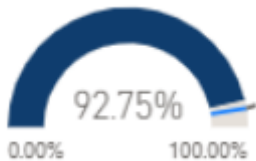
Pupil Premium Eligible




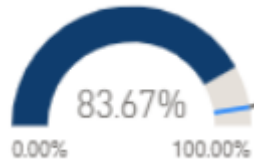
Not Pupil Premium Eligible



SEN Support



Education, Health & Care Plan



Gold ★ Silver ☆ Bronze ★



Parents Evening Wednesday 22nd April Thursday 23rd April

During the meeting, you will receive your child's individual attendance record.

The table below shows how your child's attendance compares and helps you understand how they are getting on.

0 DAYS OFF 190 DAYS ATTENDED	100%	★ PERFECTION ★ "EXCELLENT ACHIEVEMENT"
4 SCHOOL DAYS OFF EACH YEAR	98%	IMPRESSIVE
7 SCHOOL DAYS OFF EACH YEAR	96%	NEARLY THERE
9 SCHOOL DAYS OFF EACH YEAR	95%	CAN BE IMPROVED "INCREASE YOUR CHANCES OF BETTER GRADES"
11 SCHOOL DAYS OFF EACH YEAR	94%	NEEDS TO IMPROVE
20 SCHOOL DAYS OFF EACH YEAR	90%	SERIOUS CONCERNS "CLASSED AS A PERSISTENT ABSENTEE" referred to Education Welfare Service
30 SCHOOL DAYS OFF EACH YEAR	85%	RISK OF PROSECUTION "can be damaging to a student's social, emotional and mental wellbeing"
38 SCHOOL DAYS OFF EACH YEAR	80%	

EVERY DAY COUNTS:
THE IMPACT OF ABSENCES ON LEARNING
EVEN A FEW MISSED DAYS CAN MAKE A BIG DIFFERENCE