

LSA High School (June 2021) COVID-19 PCR REGISTRATION GUIDE

Follow this link to register your test: <https://test-for-coronavirus.service.gov.uk/register-kit>

The screenshot shows the 'Who are you registering a test for?' step. At the top, it says 'GOV.UK Register a test' and 'ALPHA This is a new service - your feedback will help us to improve it.' Below this is a '< Back' link. The main heading is 'Who are you registering a test for?'. There are two radio button options: 'Myself' (unselected) and 'Someone else' (selected). A green 'Continue' button is at the bottom. The footer contains links for 'Help', 'Privacy', 'Cookies Statement', and 'Accessibility statement', along with 'Terms and conditions'. It also mentions 'This service is protected by reCAPTCHA and the Google privacy policy and terms of service apply.' and 'OCL All content is available under the Open Government Licence v3.0, except where otherwise stated' with the Crown copyright logo.

1. Select "Someone else" if you are registering for someone or select "Myself" if registering your own test

The screenshot shows the 'Enter the unique test kit barcode' step. At the top, it says 'GOV.UK Register a test' and 'ALPHA This is a new service - your feedback will help us to improve it.' Below this is a '< Back' link. The main heading is 'Enter the unique test kit barcode'. There is instructional text: 'If you have a home test kit, use the camera on your phone or computer to scan one of the identical barcodes on the plastic tube, plastic bag and return box. Or you can manually enter the 11 character reference below the barcode. If you're using a home test kit, you'll find the identical barcodes inside the home test kit, either attached to the plastic vial, biohazard bag and return box or loose for you to stick on yourself (please read instructions). These are different from your pre-paid Royal Mail return package barcode on your box.' There is a link 'What does the barcode look like?'. Below this are two input fields: 'Scan barcode' and 'Test kit barcode reference'. A second 'Confirm test kit barcode reference' field is also present. A green 'Continue' button is at the bottom. The footer contains links for 'Help', 'Privacy', 'Cookies Statement', and 'Accessibility statement', along with 'Terms and conditions'. It also mentions 'This service is protected by reCAPTCHA and the Google privacy policy and terms of service apply.' and 'OCL All content is available under the Open Government Licence v3.0, except where otherwise stated' with the Crown copyright logo.

2. This is displayed on the front cover of your 'COVID-19 Home test Step-by-step guide' booklet and on the test tube / vial

3. Select the appropriate option

4. Select 'At a test site or government quarantine hotel'

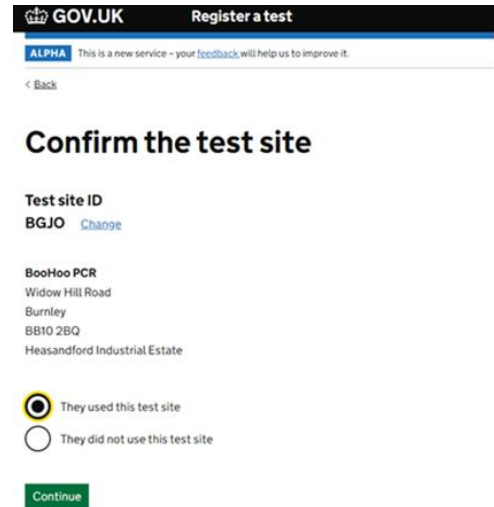
The screenshot shows the 'Are they in quarantine after international travel?' step. At the top, it says 'GOV.UK Register a test' and 'ALPHA This is a new service - your feedback will help us to improve it.' Below this is a '< Back' link. The main heading is 'Are they in quarantine after international travel?'. There are two radio button options: 'Yes' (unselected) and 'No' (selected). A green 'Continue' button is at the bottom. The footer contains links for 'Help', 'Privacy', 'Cookies Statement', and 'Accessibility statement', along with 'Terms and conditions'. It also mentions 'This service is protected by reCAPTCHA and the Google privacy policy and terms of service apply.' and 'OCL All content is available under the Open Government Licence v3.0, except where otherwise stated' with the Crown copyright logo.

The screenshot shows the 'Where are they taking their test?' step. At the top, it says 'GOV.UK Register a test' and 'ALPHA This is a new service - your feedback will help us to improve it.' Below this is a '< Back' link. The main heading is 'Where are they taking their test?'. There are two radio button options: 'At a test site or government quarantine hotel' (selected) and 'At home or an accommodation of their choice' (unselected). A green 'Continue' button is at the bottom. The footer contains links for 'Help', 'Privacy', 'Cookies Statement', and 'Accessibility statement', along with 'Terms and conditions'. It also mentions 'This service is protected by reCAPTCHA and the Google privacy policy and terms of service apply.' and 'OCL All content is available under the Open Government Licence v3.0, except where otherwise stated' with the Crown copyright logo.

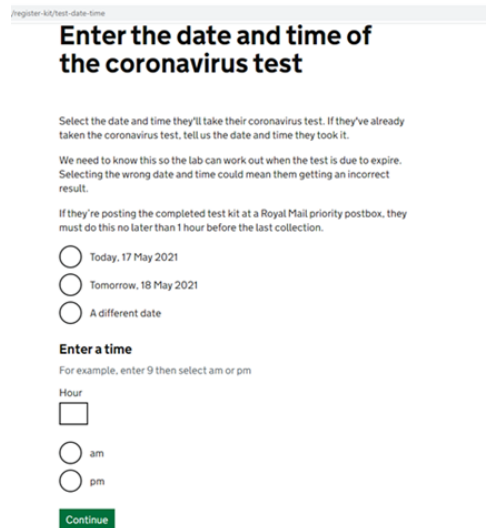
LSA High School (June 2021) COVID-19 PCR REGISTRATION GUIDE



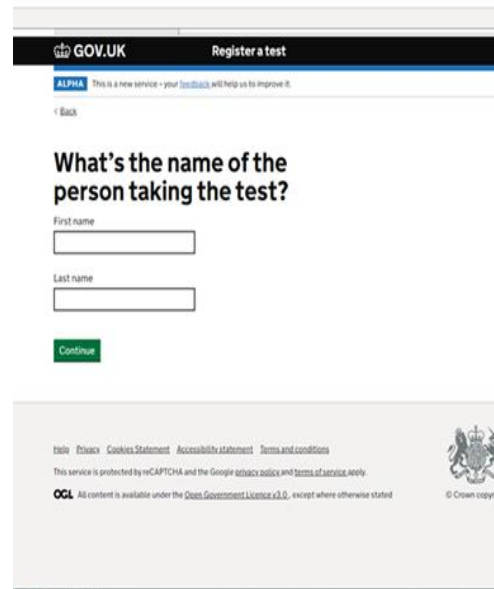
5. The Test Site's ID is **BIEE**



6. Select 'They used this test site' then Continue



7. Enter the test date and time



8. Then input individual information

PLEASE RETURN THE TUBE IN THE PLASTIC BAG, SEAL IT AND RETURN IT TO SCHOOL ON WEDNESDAY 9TH JUNE BEFORE THE START OF SCHOOL. Thank You!