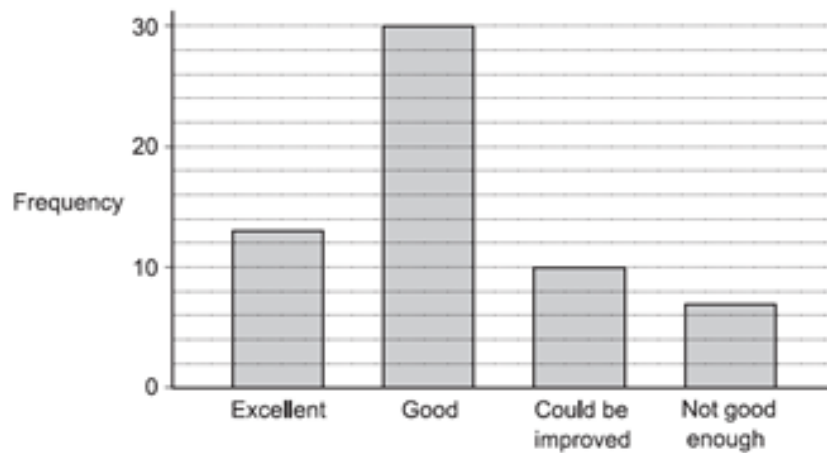


Pie Charts

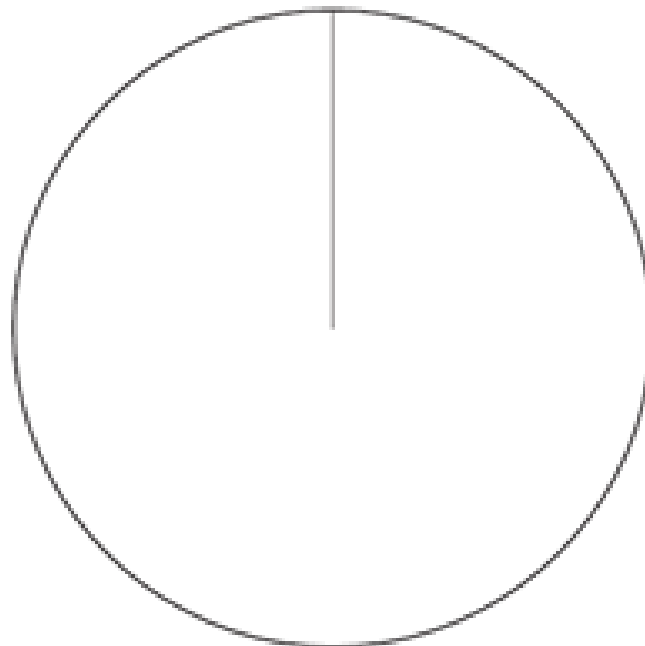
A collection of 9-1 Maths GCSE Sample and Specimen questions from AQA, OCR, Pearson-Edexcel and WJEC Eduqas.

Name:	
Total Marks:	

1. Cambury Council asked 60 customers what they thought of the local leisure centre. The results are shown in this bar chart.



Draw and label a pie chart to represent this data.

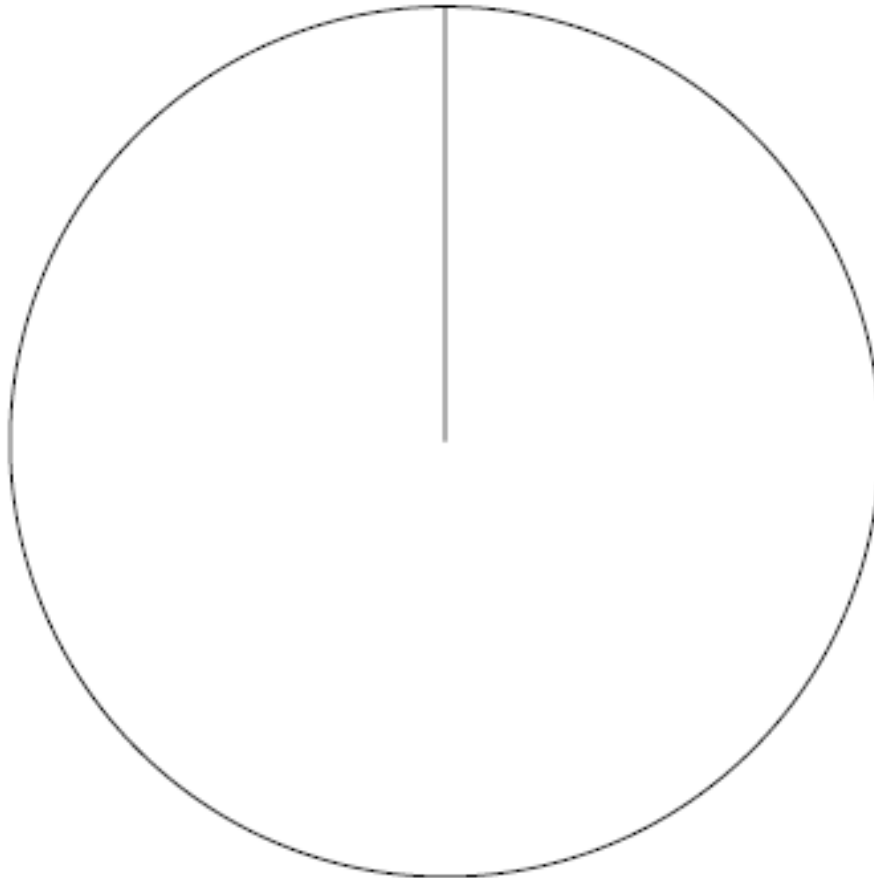


[5]

2. There are 90 fruit trees in the orchard.

Apple tree	Pear tree	Plum tree
45	20	25

Draw an accurate pie chart for this information.

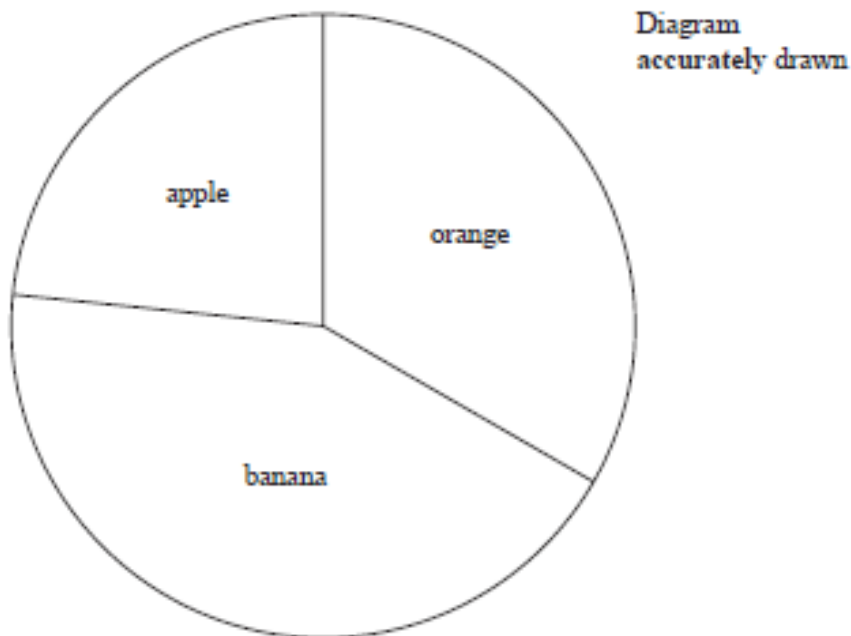


[3]

3. Rachel carried out a survey of 10 people to find out the type of fruit they like best. The table gives information about her results.

Type of fruit	Number of people
apple	2
banana	5
orange	3

Pete also carried out a survey to find out the type of fruit people like best. He asked 30 people which type of fruit they like best. He drew this pie chart for his results.

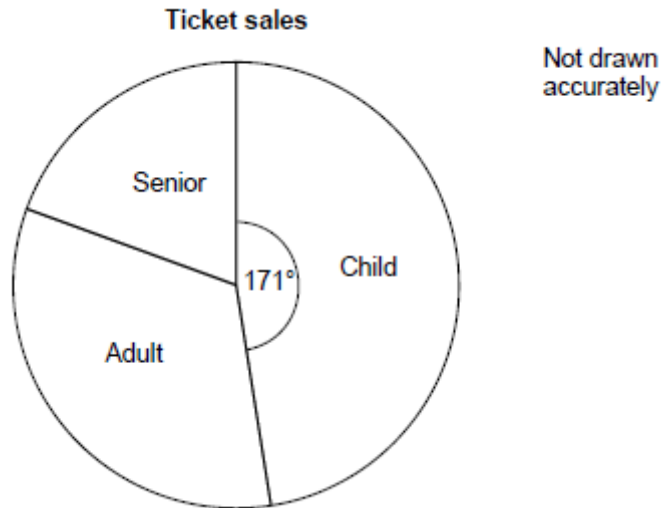


A smaller proportion of people like bananas best in Pete's survey than in Rachel's survey.

Explain how Pete's pie chart and Rachel's table show this.

[2]

4. The pie chart shows information about the sales of 800 tickets.




There were twice as many adult ticket sales as senior ticket sales.

(a) Show that there were 140 senior ticket sales.

[3]

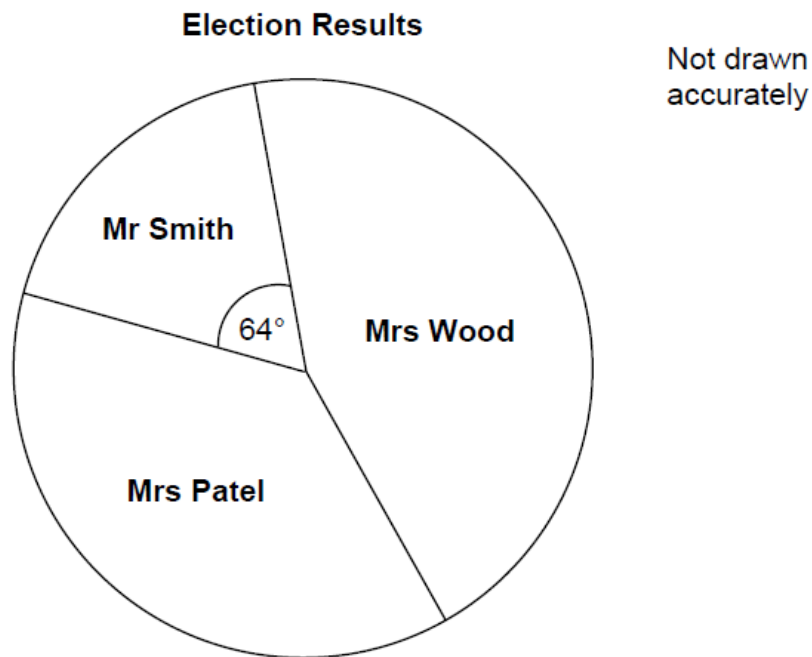
(b) Draw a bar chart on the grid to represent the child, adult and senior ticket sales.

Ticket sales



[4]

5. The pie chart shows some information about the share of votes for candidates in an election.



The angle for Mrs Wood would be 24° more than the angle for Mrs Patel.

There were 5220 votes in total.

Work out the number of votes for Mrs Patel.

[4]

CREDITS AND NOTES

Question	Awarding Body
1	OCR
2	Pearson Edexcel
3	Pearson Edexcel
4	AQA
5	AQA

Notes:

These questions have been retyped from the original sample/specimen assessment materials and whilst every effort has been made to ensure there are no errors, any that do appear are mine and not the exam board s (similarly any errors I have corrected from the originals are also my corrections and not theirs!).

Please also note that the layout in terms of fonts, answer lines and space given to each question does not reflect the actual papers to save space.

These questions have been collated by me as the basis for a GCSE working party set up by the GLOW maths hub - if you want to get involved please get in touch. The objective is to provide support to fellow teachers and to give you a flavour of how different topics “could” be examined. They should not be used to form a decision as to which board to use. There is no guarantee that a topic will or won’t appear in the “live” papers from a specific exam board or that examination of a topic will be as shown in these questions.



Links:

AQA <http://www.aqa.org.uk/subjects/mathematics/gcse/mathematics-8300>

OCR <http://ocr.org.uk/gcsemaths>

Pearson Edexcel <http://qualifications.pearson.com/en/qualifications/edexcel-gcses/mathematics-2015.html>

WJEC Eduqas <http://www.eduqas.co.uk/qualifications/mathematics/gcse/>

Contents:

This version contains questions from:

AQA – Sample Assessment Material and Practice set 1

OCR – Sample Assessment Material and Practice set 1

Pearson Edexcel – Sample Assessment Material, Specimen set 1 and Specimen set 2.

WJEC Eduqas – Sample Assessment Material