

VINCENT VAN GOGH

AT THE
BUS

life and art

Although Vincent Van Gogh is now one of the most well known artists in the world, during his lifetime he did not find success, and never knew the impact he would have on others through his work. It was not until he was 27 years old that he decided to become an artist.

Van Gogh was born in the Netherlands but travelled across Europe, including England and France. He shared a passion for art with his brother, Theo, who worked in a gallery. Theo was able to introduce Vincent to different artists who influenced the development of his own work.

book

'Portrait of an artist: Van Gogh' by Lucy Brownridge and Edith Carron published by Wide Eyed Edition

quote

"I don't know anything with certainty, but seeing the stars makes me dream."

questions

It is said that when he was younger Van Gogh liked using darker colours in his paintings and as he grew older he chose lighter colours. Do you have favourite colours? Have these changed over time?

When you look closely at a painting by Van Gogh you can see each brushstroke on the canvas. Do you like this style? What do you think the effect on the viewer is?


Van Gogh chose to settle and paint in the South of France. Is there anywhere that you find inspiring to make artwork?





SELF-PORTRAIT,
1886

did you know?

 Van Gogh made almost 900 paintings and over 30 self-portraits in the 10 years he was active as an artist.

 As well as being a prolific painter, Van Gogh also wrote over 800 letters, mainly to his brother Theo.

 Before deciding to become an artist Van Gogh tried being a teacher, art dealer and a preacher.

 Van Gogh was inspired by Japanese wood block prints and even made copies of these.



SELF-PORTRAIT
DEDICATED TO
PAUL GAUGUIN,
1888

VINCENT VAN GOGH

AT THE BUS

CREATE

Take inspiration from Van Gogh's study of his bedroom. He made many versions of this subject.

- 1 Use a shoe box to create a three-dimensional version of Van Gogh's bedroom
- 2 Use the bottom and sides of the box as wall and floor - add colour and texture with paint
- 3 Create furniture and objects to go inside the 'room' consider scale and what materials will work best
- 4 You may want to cut folding windows and doors into the box too

SKETCH FROM A LETTER TO THEO



DETAIL OF A WHEATFIELD WITH CYPRESSES, 1889

CREATE

As well as being inspired by inside spaces, Van Gogh loved the natural world.

- Try painting a scene sitting outside, as he did. Or take a series of photographs of a landscape and enlarge them. See if you can paint from them using expressive brushstrokes, like Van Gogh's.



THE BEDROOM, 1889



ideas for materials

- ★ paint pens, oil pastels, acrylic paints
- ★ fabric scraps bottle tops, wooden pegs, wrapping paper, buttons
- ★ shoe boxes, packaging boxes

CREATE

Design your own bedroom. You could research an artist and take inspiration from their style, or come up with your own theme.



Start by making plans on paper - you could make a 'mood board' with samples of colours, materials and ideas that inspire you.

Then build a three-dimensional version in whatever materials you choose.

VARIATIONS

- ⚡ Experiment with materials to find out which work best to create the kind of brushstrokes Van Gogh used
- ⚡ Sunflowers is one of Van Gogh's most famous paintings. Try working from a vase of flowers. Focus on making them as real (not necessarily 'perfect') as you can
- ⚡ Van Gogh loved colours at night - try using marbling inks to create a 'starry night' image inspired by his painting