

WATCH THE TIME



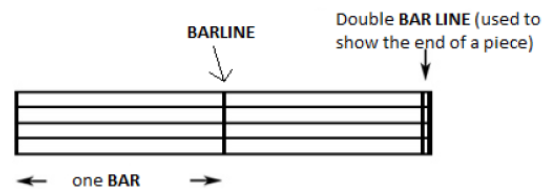
BEAT and **PULSE** mean the same thing in music. Keeping a steady beat is most important when people are moving to the music. Otherwise, they would get out of step! Two types of music where keeping a steady beat is very important are:

A **MARCH** – Left Right, Left Right – a march usually contains 2 beats in a bar with a strong emphasis on the first beat.


A **WALTZ** – Oom-cha-cha, Oom-cha-cha – a waltz usually contains 3 beats in a bar with a strong emphasis on the first beat.


4 beats in a bar is also common – 1 2 3 4, 1 2 3 4 – especially in pop songs. Here, the first beat of the bar has a strong emphasis and the third beat of the bar also has an emphasis, although not as strong as the first.


A **BAR** is a small section of music which contains a specified number of beats. A **BARLINE** shows where the end of the bar is and a **DOUBLE BAR LINE** shows the end of a piece of music or a section within a piece of music.




The first beat of the bar is always the strongest. This helps to keep the music steady. The most common type of pulse/beat is a **CROTCHET PULSE**.

Here is a one-beat note: a **CROTCHET** 

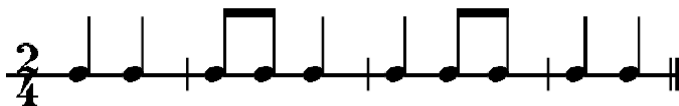
Here is a two-beat note: a **MINIM** 

Here is a four-beat note: a **SEMIBREVE** 

Here is a half-beat note: a **QUAVER** 

Here are two half-beat notes: a **PAIR OF QUAVERS**.  These two quavers take the same time as one crotchet ($\frac{1}{2} + \frac{1}{2} = 1$).

Here is an example of a **MARCH** rhythm with 2 beats in a bar – the numbers in front of each pattern tell us how many beats there are in each bar $2/4$ = two crotchets beats in each bar – this is called the **TIME SIGNATURE**.



Here is an example of a **WALTZ** rhythm with 3 beats in a bar – the numbers in front of each pattern tell us how many beats there are in each bar $3/4$ = two crotchets beats in each bar – this is called the **TIME SIGNATURE**.



WATCH THE TIME



Name _____

Form _____

1. Explain in your own words what "keeping a steady beat" means

2. Keeping a steady pulse/beat is very important in marches and waltzes. Give another example.

3. What is the difference between "pulse/beat" and "rhythm"?

4. Write these notes in the boxes below. Label each box with its correct name.

1 beat

$\frac{1}{2}$ beat

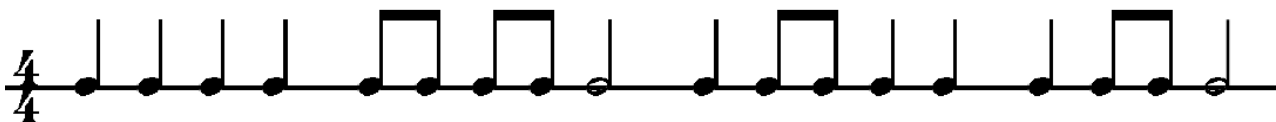
2 beats

4 beats

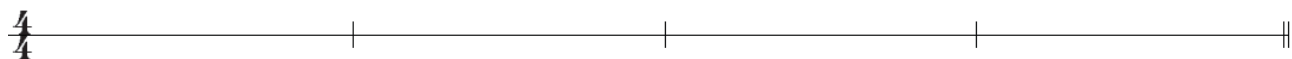
2 half-beats

Name _____

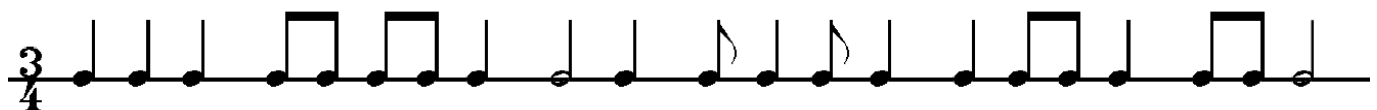
5. Look at the rhythm below. The time signature is 4/4. How many beats are there in each bar? _____. Now draw in the bar lines in the correct places so that each bar adds up to 4 beats. Put a double bar line at the end.



6. Now make up your own 4/4 rhythm and write it in the bars below.



7. Look at the rhythm below. The time signature is 3/4. How many beats are there in each bar? _____. Now draw in the bar lines in the correct places so that each bar adds up to 3 beats. Put a double bar line at the end



8. Now make up your own 3/4 rhythm and write it in the bars below.

