

Top Tip: For all the Jolly Phonics songs, see here:
<https://youtu.be/jvAYUvQURGo>


Teaching Letters

S

Top Tip 2: Print out or make flashcards for s, a, t, p ready to use when teaching those sounds.

New Letter

- Teach the letter 's' using the pure sound (sss) and Jolly Phonics song/ action:
<https://youtu.be/SvNsBwNKDJ0>
<https://www.youtube.com/watch?v=ECjT3XFz04U>
- Practise writing the letter in the air, with your finger on your hand, on the floor, on your leg.



Look, Listen and Note:

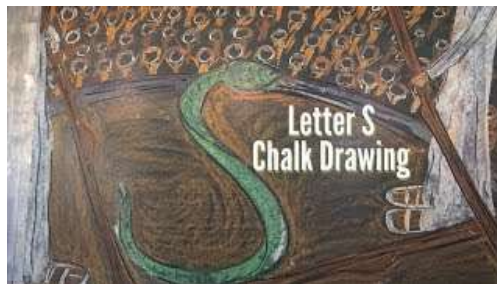
- Can your child say the pure 's' sound? (ssss)
- Can they recognise the letter 's' on a flashcard?
- Can they make the shape/ write the letter in the air?

Activities:

Sort objects into those that have the 's' sound and those that don't.

Draw 's' in a variety of sizes and media, e.g. chalk, paint etc.

Sound hunt - can you see anything around the room that begins with 's'?



Top Tip: For more ideas of how to introduce each sound, see here:

<https://www.youtube.com/channel/UCRtMqfygwo3NL-g7qsrUfWQ/videos>

Teaching Letters

a

Re-cap: show the 's' flashcard. Can they remember the sound?

New Letter

- Teach the letter 'a' using the pure sound (as in ant) and Jolly Phonics song/ action:

<https://www.youtube.com/watch?v=ZwxnPcvseVo>

- Practise writing the letter in the air, with your finger on your hand, on the floor, on your leg.



a (Tune: Skip to My Lou)

/a/- /a! Ants on my arm.
/a/- /a! Ants on my arm.
/a/- /a! Ants on my arm.
They're causing me alarm.



Action: Wiggle your fingers above your elbow, as if ants are crawling on you, and say, a, a, a, a!



Look, Listen and Note:

- Can your child remember the letter 's' from yesterday and say the pure sound?
- Can your child say the pure sound for 'a' (as in ant)?
- Can they recognise the letter 'a' on a flashcard?
- Can they make the shape/ write the letter in the air?

Activity:

Sort objects/ pictures into groups which start with 'a' or 's'.

Play musical statues. When the music stops, show the children a letter flashcard (s or a). They have to make sound and do the action/ trace in the air.

How many words can you think of that start with a?

s			a		

Top Tip: For more ideas of how to introduce each sound, see here:

<https://www.youtube.com/channel/UCRtMqfyqwo3NL-g7qsrUfWQ/videos>

Teaching Letters

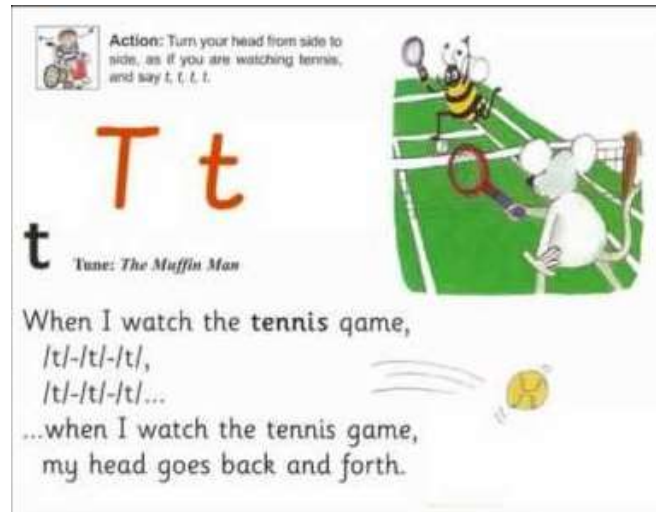
t

Re-cap: Recall 's' and 'a' using flashcards. Pin up the flashcards at different ends of the room and then say words starting with the 'a' or 's' sound. Children have to stand next to the right letter.

New Letter

- Teach the letter 't' using the pure sound and Jolly Phonics song/ action:

<https://www.youtube.com/watch?v=bTrSeOpGe6w>



Look, Listen and Note:

- Can your child remember the letters 's' and 'a', and say the pure sounds?
- Can your child say the pure sound for 't'?
- Can they recognise the letter 't' on a flashcard?
- Can they make the shape/ write the letter in the air?

Activity:

Sound talk: Adult writes the word 'at' on a piece of paper. Point to each letter in order and ask child to say the pure sounds (a - t).

See if they can blend the sounds to say the word. Repeat with the words 'sat' and 'as'.

To support further, watch alphablocks video of sound-talking and blending the word 'sat': <https://youtu.be/6KRC95505Ss>

Sound hunt: Can you see anything around your home that begins with the sound 't'?



Top Tip: For more ideas of how to introduce each sound, see here:

<https://www.youtube.com/channel/UCRtMqfyqwo3NL-g7qsrUfWQ/videos>

Teaching Letters

p

Re-cap: Recall 's', 'a' and 't' using flashcards. Mix up the cards, hide behind your back and pull one out at random for your child to read.

New Letter

- Teach the letter 'p' using the pure sound and Jolly Phonics song/ action:

https://youtu.be/ilOFwfWMo_A

p

(Tune: *The Wheels on the Bus*
Track 5)

Puff out the candles
on the pink pig cake.

/p/-/p/-/p/
/p/-/p/-/p/.

Puff out the candles
on the pink pig cake.

Puff! Puff! Puff!



Action: Hold up your finger, as if it is a candle, and pretend to puff it out, saying p, p, p, p.



Look, Listen and Note:

- Can your child remember the letters 's', 'a' and 't', and say the pure sounds?
- Can your child say the pure sound for 'p'?
- Can they recognise the letter 'p' on a flashcard?
- Can they make the shape/ write the letter in the air?

Activity:

Sound talk these words: pat/ at/ tap/ sap/ as.

Recall exercise: lay out flashcards for s, a, t, p. Say a letter and ask your child to hold up the right flashcard.

Which words can you make using some of the letters from this week?

(s, a, t, p).

Additional Resources

Jolly Phonics website: <https://www.jollylearning.co.uk/jolly-phonics/>

Demo videos of how to introduce each letter/ sound: <https://www.youtube.com/channel/UCRtMqfyqwo3NL-g7qsrUfWQ/videos>

Jolly Phonics songs with words: <https://youtu.be/jvAYUvQURGo>

Videos of children saying the pure sounds, singing the Jolly Phonics songs and making the actions:
https://www.youtube.com/playlist?list=PL4Lm2K-C_b0eSqQS4yHcQW3KaFIiDCFug

Geraldine the Giraffe phonics videos: <https://youtu.be/sUmUpf-JNoU>

Phonics Family - lots of ideas for fun phonics activities: <https://phonicsfamilycom.wordpress.com/>