

Year 1 & 2 Common Exception Words

This Spot the Mistake with Mr. Whoops pack will cover the words from this statutory spelling list:

Year 1		Year 2		
a	is	after	cold	path
are	love	again	could	people
ask	me	any	door	plant
be	my	bath	even	poor
by	no	beautiful	every	pretty
come	of	because	everybody	prove
do	once	behind	eye	should
friend	one	both	fast	steak
full	our	break	father	sugar
go	pull	busy	find	sure
has	push	child	floor	told
he	put	children	gold	water
here	said	Christmas	grass	who
his	says	class	great	whole
house	school	climb	half	wild
I	she	clothes	hold	would

Teacher Guidance

These passages are based on the common exception words for year 1 and 2. They give pupils the chance to recognise these spellings in context, especially when they are spelt incorrectly.

Pupils should read through each of Mr. Whoop's passages where he has accidentally spelt thirteen of the Y1/Y2 common exception words incorrectly. Pupils should highlight the words they believe to be errors and provide the correct spellings at the bottom of the activity sheet.

Spot Mr Whoops' Mistakes

Mr Whoops is a little bit clumsy...OK, OK, he's a lot clumsy! Even though he's really trying hard with his writing, he's still accidentally misspelt 12 of his Y1/Y2 common exception words. Can you spot his mistakes?

Highlight them in the passage of text.

Could you then correct the words at the bottom of the sheet and create a list for Mr. Whoops to practise?



Activity 1:

i wish it could be Christmas evry single day. I luv getting up really early to see what Santa has put in my stocking. I usually get muny and cloths from my aunty and uncle, which is sow kinde of them. We usually have a howse ful of peeple and we all help cook staek, vegetables and potatoes. I think it's the best day ever!

Mr. Whoops needs to practise these words:

_____	_____
_____	_____
_____	_____
_____	_____
_____	_____
_____	_____

Mr Whoops is a little bit clumsy...OK, OK, he's a lot clumsy! Even though he's really trying hard with his writing, he's still accidentally misspelt 14 of his Y1/Y2 common exception words. Can you spot his mistakes?

Highlight them in the passage of text.

Could you then correct the words at the bottom of the sheet and create a list for Mr. Whoops to practise?



Activity 2:

After schul, Msr Jones from down the road takes em and my frend to the park. I love to clime really high on the climbing frames with the other childrun. Once, a cheld didn't howld on like you shud so eh fell from the very top and all the way to the flur! His farthr had to take him to the doctors and sed he wasn't allowed to play outside for a howl week until his injured arm had healed.

Mr. Whoops needs to practise these words:

_____	_____
_____	_____
_____	_____
_____	_____
_____	_____
_____	_____
_____	_____

Mr Whoops is a little bit clumsy...OK, OK, he's a lot clumsy! Even though he's really trying hard with his writing, he's still accidentally misspelt 12 of his Y1/Y2 common exception words. Can you spot his mistakes?

Highlight them in the passage of text.

Could you then correct the words at the bottom of the sheet and create a list for Mr. Whoops to practise?



Activity 3:

Th weather was so beutifull tuday that my clas were allowed to stay outside for ower art lesson. We sat on the gras and looked at preety, colourful flowers. I had a plante that looked like it was made from gowld because the sun was shining on it. There were lots of wilde flowers in our school forest. I hope we do a lesson like that agen soon.

Mr. Whoops needs to practise these words:

_____	_____
_____	_____
_____	_____
_____	_____
_____	_____
_____	_____

Mr Whoops is a little bit clumsy...OK, OK, he's a lot clumsy! Even though he's really trying hard with his writing, he's still accidentally misspelt 12 of his Y1/Y2 common exception words. Can you spot his mistakes?

Highlight them in the passage of text.

Could you then correct the words at the bottom of the sheet and create a list for Mr. Whoops to practise?



Activity 4:

My parunts took me and some friends to a worter park at the weekend. It was great but ew cud hardly muve it was so bizy! There wer families everywhere, all queuing for different rides. A boy beehinde me tried to pushe in the queue, but hsi father told him off and said he had to be laste in the queue aftr that.

Mr. Whoops needs to practise these words:

_____	_____
_____	_____
_____	_____
_____	_____
_____	_____
_____	_____

Mr Whoops is a little bit clumsy...OK, OK, he's a lot clumsy! Even though he's really trying hard with his writing, he's still accidentally misspelt 12 of his Y1/Y2 common exception words. Can you spot his mistakes?

Highlight them in the passage of text.

Could you then correct the words at the bottom of the sheet and create a list for Mr. Whoops to practise?



Activity 5:

ew have sports day next week and I'm sor it'll eb so much fun! Evrybodi hsa to join in, evn if you don't like playing sports. I didn't want to join in last year because I'm not grate at any sport but ym teacher says it's not about being the best, it's about trying to inpruve each year. I want to prouve to myself that I can run faste and make rM Gill proud.

Mr. Whoops needs to practise these words:

_____	_____
_____	_____
_____	_____
_____	_____
_____	_____
_____	_____

Mr Whoops is a little bit clumsy...OK, OK, he's a lot clumsy! Even though he's really trying hard with his writing, he's still accidentally misspelt 13 of his Y1/Y2 common exception words. Can you spot his mistakes?

Highlight them in the passage of text.

Could you then correct the words at the bottom of the sheet and create a list for Mr. Whoops to practise?



Activity 6:

Last week, we went on a school trip to ay museum. Mowst ov our class were allowed to goe but we were tolde we had to be on our best behaviour (sum of my class talk too much so our pore teacher has to shout). On the trip, there were so mane owld items from the passt. The best part was during our hrlf an howr brak where we could go off by ourselves and explore.

Mr. Whoops needs to practise these words:

_____	_____
_____	_____
_____	_____
_____	_____
_____	_____
_____	_____
_____	_____

Mr Whoops is a little bit clumsy...OK, OK, he's a lot clumsy! Even though he's really trying hard with his writing, he's still accidentally misspelt 12 of his Y1/Y2 common exception words. Can you spot his mistakes?

Highlight them in the passage of text.

Could you then correct the words at the bottom of the sheet and create a list for Mr. Whoops to practise?



Activity 7:

Dear Diary,

Yow wud not believe the day I had! My little sister had a colde so shey didn't go too school. She was sad so she threw her breakfast bowl! I had cereal all down myself and I didn't know what to doo. Mum helped me pul my top off and I had to quickly jump in the bathe. I even managed to get it in my eyye! We had to race out of the house without aney of my books! Luckily, I was ownly five minutes late. My teacher looked shocked when he saw my messy hair. Mum laughed and just said, "Don't asc!"

Mr. Whoops needs to practise these words:

_____	_____
_____	_____
_____	_____
_____	_____
_____	_____
_____	_____

Mr Whoops is a little bit clumsy...OK, OK, he's a lot clumsy! Even though he's really trying hard with his writing, he's still accidentally misspelt 10 of his Y1/Y2 common exception words. Can you spot his mistakes?

Highlight them in the passage of text.

Could you then correct the words at the bottom of the sheet and create a list for Mr. Whoops to practise?



Activity 8:

We had new neighbours move in next dor. Thay popped over this morning to tell us wheer they used to live and why they had wanted to move heer (apparently, it iss a very nice area). The lady said she didn't think they'd ever finde such a nice house bye a park and with a garden pathe. I really liked them because they gave me some sweets, but mum said I wasn't allowed them becus they had too much shuger in them.

Mr. Whoops needs to practise these words:

_____	_____
_____	_____
_____	_____
_____	_____
_____	_____

Mr Whoops is a little bit clumsy...OK, OK, he's a lot clumsy! Even though he's really trying hard with his writing, he's still accidentally misspelt 11 of his Y1/Y2 common exception words. Can you spot his mistakes?

Highlight them in the passage of text.

Could you then correct the words at the bottom of the sheet and create a list for Mr. Whoops to practise?



Activity 9:

Nowe matter what the weather is like, evry Sunday, Granny and Grandad will pute on their boots and go for a walk. When it rains, Mum always says, "You arr out of your mynd! Whoe would enjoy walking in weather like this?" Bothe of them laugh and say, "Grab ur coats and cume with us. We can pas the café and have wone cake or maybe even two."

Mr. Whoops needs to practise these words:

_____	_____
_____	_____
_____	_____
_____	_____
_____	_____
_____	_____

Spot Mr Whoops' Mistakes **Answers**

Activity 1:

I, Christmas, every, love, many, clothes, so, kind, house, full, people, steak

Activity 2:

school, Mrs, me, friend, climb, children, child, hold, should, he, floor, father, said, whole

Activity 3:

the, was, beautiful, today, class, our, grass, pretty, plant, gold, wild, again

Activity 4:

parents, water, we, could, move, busy, were, behind, push, his, last, after

Activity 5:

we, sure, be, everybody, has, even, great, my, improve, prove, fast, Mr

Activity 6:

a, most, of, go, told, some, poor, many, old, past, half, hour, break

Activity 7:

you, would, cold, she, to, do, pull, bath, eye, any, only, ask

Activity 8:

door, they, where, here, is, find, by, path, because, sugar

Activity 9:

No, every, put, are, mind, who, both, your, come, pass, one

Four Little Blossoms and Their Winter Fun by Mabel C. Hawley

"Where's Mother?" Meg and Bobby Blossom demanded the moment they opened the front door. It was the first question they always asked when they came home from school. Twaddles, their little brother, looked up at them serenely from the sofa cushion.

"Mother and Aunt Polly went into town," he informed his brother and sister.

"They're going to bring us something nice. They promised."

Meg pulled off her hat and unbuttoned her coat. "I'm starving," she announced. "It's awfully cold out. What are you doing anyway, Twaddles?"

"Sliding down the banisters," answered Twaddles calmly. "See, we spread down sofa cushions so that we wouldn't hurt ourselves. It's Dot's turn now!"

"Here I come—look out!" With a swish of a pink, spotty skirt a small, plump little girl came flying down the banister to land luckily on a red, satin sofa cushion.

"Well, I must say," announced Meg, "that's a fine way to use Mother's best cushions! Where's Norah?"

"Gone to the movies," replied Dot, smiling cheerfully. "She waited until she saw you turn the corner because she said she couldn't leave us alone."

Twaddles, who had been pressing his short nose against the glass in the door panel, hoping to see his mother coming with the promised gift, suddenly started to jump up and down. That was Twaddles' way of expressing delight. "It's snowing!" he cried. "Oh, I hope it snows all night."



1. Find and copy **three** adverbs from the text.



2. Tick the names of the two children who are sliding down the banister.

Tick two.

☐

Norah

☐

Twaddles

☐

Dot

☐

Meg

☐

Bobby

☐

Polly



3. How does the author show that Twaddles is excited about the snow?



4. What do you think that the children did after Twaddles said that it was snowing?

Four Little Blossoms and Their Winter Fun Answers

1. Find and copy **three** adverbs from the text.

Accept any of the following:

- serenely
- calmly
- awfully
- cheerfully
- suddenly

2. Tick the names of the two children who are sliding down the banister. **Tick two.**

☐

Norah

☒

Twaddles

☒

Dot

☐

Meg

☐

Bobby

☐

Polly

3. How does the author show that Twaddles is excited about the snow?

Accept either of the following:

- He starts to jump up and down in delight.
- He cries out that 'It's snowing!'

4. What do you think that the children did after Twaddles said that it was snowing?
Accept any reasonable answers relating to the child's knowledge of anticipating snowy weather.

E.g.

- The children ran outside and began to play in the snow.
- The children excitedly ran to the window to look outside at the weather.
- The children looked for their scarves and gloves.

All About Butterflies



Fascinating Facts

A butterfly's life cycle is made up of four parts.

1. The female butterfly lays her eggs on a leaf.
2. The egg hatches and a caterpillar comes out. It lives and eats on the leaf where it was born and will shed its skin many times.
3. When the caterpillar has grown much bigger, it creates a chrysalis.
4. Inside the chrysalis, the caterpillar turns into a butterfly. The chrysalis breaks open and a butterfly comes out.

Where Do They Live?

Butterflies live in lots of different places depending on what season it is. They like to live in warm places and can be found in many countries around the world. Butterflies tend to live where they can find food. They are awake during the day while looking for food and at night, they may be found on the underside of a leaf or tucked away in a crevice in a rock.



1. **Find and copy** the sentence which tells the reader what happens inside the chrysalis.

2. Number the stages of a butterfly's life cycle from **1 to 4** in the order they occur. The first one has been done for you.

☐

The butterfly comes out of the chrysalis.

☐

The caterpillar lives on the leaf where it is born.

☒

The female butterfly lays her eggs.

☐

The caterpillar creates a chrysalis.



3. **Find and copy** two verbs that tell the reader what the caterpillar does on the leaf where it was born.

4. Do butterflies like cold weather? Find a sentence in the text to support your answer.



All About Butterflies Answers

1. **Find** and **copy** the sentence which tells the reader what happens inside the chrysalis.

The sentence which tells the reader what happens inside the chrysalis is 'inside the chrysalis the caterpillar turns into a butterfly'.

2. Number the stages of a butterfly's life cycle from **1 to 4** in the order they occur. The first one has been done for you.

- 4** The butterfly comes out of the chrysalis.
- 2** The caterpillar lives on the leaf where it is born.
- 1** The female butterfly lays her eggs.
- 3** The caterpillar creates a chrysalis.

3. **Find** and **copy** two verbs that tell the reader what the caterpillar does on the leaf where it was born.

Accept any two of the following:

- **hatches**
- **lives**
- **eats**
- **sheds**

4. Do butterflies like cold weather? Find a sentence in the text to support your answer.
No, butterflies do not like cold weather because it says that 'they like to live in warm places.'

The Animal Show by Leroy F. Jackson

Father and mother and Bobbie will go
To see all the sights at the animal show.



Where lions and bears
Sit on dining room chairs,
Where a camel is able
To stand on a table,
Where monkeys and seals
All travel on wheels,
And a hairy baboon
Rides a baby balloon.



The sooner you're ready, the sooner we'll go.
Aboard, all aboard, for the animal show!

1. Draw a **line** to match the animal to the trick it performs.



baboon ☐

☐ travels on wheels

monkey ☐

☐ rides a baby balloon

lion ☐

☐ sits on dining room chairs



2. **Find** and **copy** the adjective used to describe the baboon.

3. What else might the family see if they go to the animal show?



4. Number the animals below from **1 to 4** to show the order they appear in the poem.

☐

baboon

☐

seal

☐

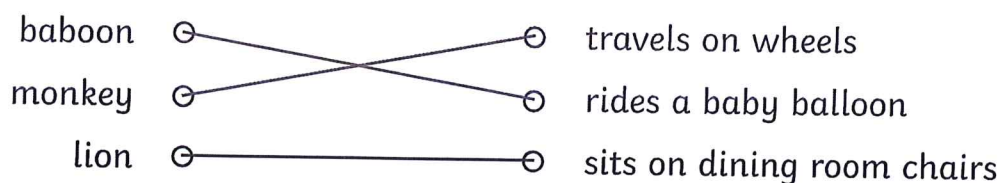
camel

☐

bear

The Animal Show Answers

1. Draw a **line** to match the animal to the trick it performs.



2. **Find** and **copy** the adjective used to describe the baboon.

hairy

3. What else might the family see if they go to the animal show?

Accept answers relating to the child's existing knowledge or experiences of attending a show or circus.

E.g.

- **other animals performing tricks, e.g. an elephant standing on one leg.**
- **a ringmaster and / or other human performers (acrobats, clowns etc.)**
- **a big tent (a big top) or stage**

4. Number the animals below from **1 to 4** to show the order they appear in the poem.

4 baboon

3 seal

2 camel

1 bear

Name:

Date:

11
total marks

Year 2 English Grammar and Punctuation 1

1. Turn these words into **nouns** by adding **-ness** or **-er**. Write the new word, in full, on the line.
Remember that some letters might need to be changed or added on to create the correct spelling!

teach _____

bright _____

swim _____

happy _____

1 mark

2. Which type of word is **beautiful** in the sentence below?

The **beautiful** princess danced at the party.

a verb

☐

an adjective

☐

a noun

☐

an adverb

☐

1 mark

3. Tick the **best word** to complete the sentence below.

You can have a rabbit ____ you look after it.

Tick **one**.

when

☐

if

☐

that

☐

because

☐

1 mark

total for
this page

4. Tick the best word to complete the sentence below.

I really don't like washing my face _____ I have to do it.

Tick **one**.

or

☐

and

☐

but

☐

1 mark

5. Write the missing punctuation mark to complete the sentence below.

What time is the party starting today

1 mark

6. The verbs in boxes are in the present tense.

Write these verbs in the **past tense**.

One has been done for you.

My family visited the farm.

visits

I my lunch bag to school.

take

Lucy television.

watches

2 marks

total for this page

7. Add commas to the sentence below.

On the farm I saw a sheep cow pig and some chickens.

1 mark

8. Tick the sentence that is a **statement**. Tick one box.

Jessica was running.

☐

Where are your shoes?

☐

Check you have cleared your desk.

☐

I don't believe it!

☐

1 mark

9. Tick the correct sentence. Tick **one** box.

Mark's car was very clean.

☐

Marks' car was very clean.

☐

Marks car was very clean.

☐

1 mark

10. **Underline the verbs** in the sentence below.

Yesterday I was walking to the park when I saw my friend riding her bike.

1 mark

END OF TEST

total for
this page

1	teach <u>teacher</u> swim <u>swimmer</u> bright <u>brightness</u> happy <u>happiness</u>	1 mark
2	a verb <input type="checkbox"/> an adjective <input checked="" type="checkbox"/> a noun <input type="checkbox"/> an adverb <input type="checkbox"/>	1 mark
3	when <input type="checkbox"/> if <input checked="" type="checkbox"/> that <input type="checkbox"/> because <input type="checkbox"/>	1 mark
4	or <input type="checkbox"/> and <input type="checkbox"/> but <input checked="" type="checkbox"/>	1 mark
5	What time is the party starting today ?	1 mark
6	I <u>took</u> my lunch bag to school. Lucy <u>watched</u> the television.	2 marks
7	On the farm I saw a sheep, a cow, a pig and some chickens.	1 mark
8	Jessica was running. <input checked="" type="checkbox"/> Where are your shoes? <input type="checkbox"/> Check you have cleared your desk. <input type="checkbox"/> I don't believe it! <input type="checkbox"/>	1 mark
9	Mark's car was very clean. <input checked="" type="checkbox"/> Marks' car was very clean. <input type="checkbox"/> Marks car was very clean. <input type="checkbox"/>	1 mark
10	Yesterday I was <u>walking</u> to the park when I saw my friend <u>riding</u> her bike.	1 mark

Name:

Date:

10
total marks

Year 2 English Grammar and Punctuation 2

1. Which type of word is underlined in the sentences below?

She laughed loudly at the man telling jokes.

He whispered quietly during the story.

Jessica held the baby gently.

verbs

☐

adjectives

☐

nouns

☐

adverbs

☐

1 mark

2. Put in the **apostrophe** to show **possession**.

A m i n a s new bike was very fast.

1 mark

total for this page

3. Tick the **correct word** to complete the sentence below.

I hope _____ there will be face painting at the party.

Tick **one**.

when

☐

if

☐

that

☐

because

☐

1 mark

4. What **type** of word is **underlined** in the sentence below?

The cake was tasteless.

Tick **one** box.

a verb

☐

an adjective

☐

a noun

☐

an adverb

☐

1 mark

total for
this page

5. **Tick** the sentence that is a **statement**.

1 mark

Elephants have long trunks.

☐

How tall is a giraffe?

☐

What a lovely day!

☐

Check you have closed the door to the lion's enclosure.

☐

6. Underline the **expanded noun phrase** in the sentence below.

1 mark

Faiza's red and gold dress swirled as she danced.

7. **Tick** to show whether each sentence is in the **past tense** or the **present tense**.

1 mark

Sentence	Past Tense	Present Tense
Sam rode his bike.		
Nazeem was dancing.		
Sally is eating.		

total for this page

8. Add commas to the sentence below.

Susie Shabana Tom Amjid and Molly went swimming.

1 mark

9. Write the words **it is** as one word, using an **apostrophe**.

Don't forget _____ my birthday tomorrow.

1 mark

10. Why do the underlined words start with a **capital letter**?

Queen Isobel and King Benjamin enjoyed watching the horse racing at Ascot on Thursday afternoon.

1 mark

END OF TEST

total for
this page

1	verbs adjectives nouns adverbs	<input type="checkbox"/> <input type="checkbox"/> <input type="checkbox"/> <input checked="" type="checkbox"/>	1 mark												
2	A m i n a ' s new bike was very fast.		1 mark												
3	when if that because	<input type="checkbox"/> <input type="checkbox"/> <input checked="" type="checkbox"/> <input type="checkbox"/>	1 mark												
4	a verb an adjective a noun an adverb	<input type="checkbox"/> <input checked="" type="checkbox"/> <input type="checkbox"/> <input type="checkbox"/>	1 mark												
5	Elephants have long trunks. How tall is a Giraffe? That monkey has stolen my lunch! Check you have closed the door to the Lions enclosure.	<input checked="" type="checkbox"/> <input type="checkbox"/> <input type="checkbox"/> <input type="checkbox"/>	1 mark												
6	<u>Faiza's red and gold dress</u> swirled as she danced.		1 mark												
7	<table border="1"> <thead> <tr> <th>Sentence</th> <th>Past Tense</th> <th>Present Tense</th> </tr> </thead> <tbody> <tr> <td>Sam rode his bike.</td> <td>x</td> <td></td> </tr> <tr> <td>Nazeem was dancing.</td> <td>x</td> <td></td> </tr> <tr> <td>Sally is eating.</td> <td></td> <td>x</td> </tr> </tbody> </table>	Sentence	Past Tense	Present Tense	Sam rode his bike.	x		Nazeem was dancing.	x		Sally is eating.		x		1 mark
Sentence	Past Tense	Present Tense													
Sam rode his bike.	x														
Nazeem was dancing.	x														
Sally is eating.		x													
8	Susie, Shabana, Tom, Amjid and Molly went swimming.		1 mark												
9	Don't forget <u>it's</u> my birthday tomorrow.		1 mark												
10	Award 1 mark for responses that explain that the words start with a capital letter because they are names. Also award 1 mark for responses that refer to the words being proper nouns, e.g. they are proper nouns		1 mark												

English

KS1


2016

Year 2 Reading Assessment Reading Prompt Booklet

First Name						
Middle Name						
Last Name						
Date of Birth	Day		Month		Year	
School Name						
DfE Number						

Questions 1 to 5 are about 'Ladybirds'

1. Ladybirds are insects that belong to the beetles family, which love to live in gardens, parks, woods and fields where there is longer grass or crops.
2. There are actually over 46 different types of ladybirds living in the United Kingdom and not all of them are bright and spotty.



1. Which word in the text describes the name of the family that ladybirds belong to? Tick **one** box.

☐

spiders

☐

butterflies

☐

beetles

☐

worms

2. How many different types of ladybirds live in the UK? Tick **one** box.

☐

over 46

☐

over 12

☐

over 52

☐

over 5

1 mark

1 mark

total for
this page

Ladybirds are known as a gardener's best friend because they love to eat insects called aphids (greenflies) or scale insects. Both the aphids and scale insects eat plants in gardens and this is why so many people love to see ladybirds. The seven-spot ladybird can eat 5000 aphids during its lifespan!




3. Why are ladybirds known as 'a gardener's best friend'?

1 mark

total for
this page

If they feel threatened, ladybirds will bleed from their knees as a warning to predators. The yellow blood is called "reflex blood." It has a strong, horrible smell and taste. Ladybirds also stay safe by having bright colours which warn potential enemies that ladybirds are not at all tasty.




4. Give **two** things ladybirds do to protect themselves.

1. _____
2. _____

1 mark

total for
this page

According to an old legend from about 500 years ago, in some parts of the world aphids were sucking the juices from farmers' grape vines. The Catholic farmers prayed to Mary, Jesus's mother, for help. Soon the ladybirds came and ate the aphids. The farmers thought their prayers had been answered so they named the helpful beetles after Mary, who is also known as 'Our Lady'. The second part of their name - bird - was given because they can fly like a bird, so they ended up with the name ladybird!



5. Why were ladybirds given the second part of their name - 'bird'?

1 mark


End of questions about '*Ladybirds*'

total for
this page

Questions 6 to 20 are about '*The Tale of Tom Kitten*'

Once upon a time there were three little kittens, and their names were Mittens, Tom Kitten, and Moppet. They had little fur coats of their own; and they tumbled about the doorstep and played in the dust.

But one day their mother, Mrs Tabitha Twitchit, expected friends to tea; so she fetched the kittens indoors, to wash and dress them.



6. Why did Mrs Tabitha Twitchit fetch the kittens indoors to wash and dress them? Tick **one** box.

1 mark

So they would be clean and tidy for when her friends came to tea.

☐

It was bedtime for the kittens.

☐

They didn't like getting dirty.

☐

7. 'So she fetched the kittens indoors, to wash and dress them.' What does the word **fetch** mean? Tick **one** box.

1 mark

☐ collected

☐ sent

☐ searched

☐ hid

total for this page



First she scrubbed their faces
(this one is Moppet).

Then she brushed their fur
(this one is Mittens).

Then she combed their tails and whiskers
(this is Tom Kitten).

Tom was very naughty, and he scratched.

Mrs Tabitha Twitchet dressed Moppet
and Mittens in pinafores and then she took all sorts of elegant
uncomfortable clothes out of a chest of drawers, in order to dress
up her son Thomas. Tom Kitten was very fat, and he had grown;
several buttons burst off. His mother sewed them on again.



8. What type of clothes did Mrs Tabitha take out of the chest for
Tom to wear? Tick **one** box.

☐ elegant and uncomfortable

☐ big and baggy

☐ brightly coloured

☐ long and tight

9. Why did several buttons burst off Tom's clothes?

1 mark

1 mark

total for
this page

When the three kittens were ready, Mrs Tabitha unwisely turned them out into the garden, to be out of the way while she made hot buttered toast.

"Now keep your frocks clean, children! You must walk on your hind legs. Keep away from the dirty ash-pit, and from Sally Henny Penny, and from the pigsty and the Puddle-ducks."



10. Find and copy **one** word which tells you that it was not a good idea for Mrs Tabitha to let the kittens play outside.

1 mark

11. What did Mrs Tabitha tell the kittens about how to keep clean?
Write your answer below.

1 mark

total for
this page

Moppet and Mittens walked down the garden path unsteadily. Presently they trod upon their pinafores and fell on their noses. When they stood up there were several green smears!

"Let's climb up the rockery and sit on the garden wall," said Moppet.

They turned their pinafores back to front and went up with a skip and a jump. Tom Kitten was quite unable to jump when walking upon his hind legs in trousers. He came up the rockery, breaking the ferns and shedding buttons right and left.



He was all in pieces when he reached the top of the wall. Moppet and Mittens tried to pull him together; his hat fell off, and the rest of his buttons burst.

12. What happened to Tom's hat?


1 mark

13. Why were Moppet, Mittens and Tom climbing up the rockery?

1 mark

total for
this page

While they were in difficulties, there was a pit pat, paddle pat! and the three Puddle-ducks came along the hard high road, marching one behind the other and doing the goose step - pit pat, paddle pat! pit pat, waddle pat! They stopped and stood in a row and stared up at the kittens.



They had very small eyes and looked surprised. Then the two duck-birds, Rebecca and Jemima Puddle-duck, picked up the hat and put it on. Mittens laughed so that she fell off the wall. Moppet and Tom followed after her; the pinafores and all the rest of Tom's clothes came off on the way down.

"Come! Mr Drake Puddle-duck," said Moppet. "Come and help us to dress him!"


Come and button up Tom!"

Mr Drake Puddle-duck advanced in slowly and picked up the clothing. But he put them on HIMSELF!

They fitted him even worse than Tom Kitten.

"It's a very fine morning!" said Mr Drake Puddle-duck.

And he and Jemima and Rebecca Puddle-duck set off up the road, keeping step - pit pat, paddle pat! pit pat, waddle pat!



14. How do you know the Puddle-ducks walked in a line?

1 mark

total for
this page

15. How did the Puddle-ducks feel when they stared at the kittens?
Tick **one** box.

☐ upset

☐ surprised

☐ angry

☐ bored


1 mark

16. How were the Puddle-ducks not helpful to Tom?

1 mark

Then Tabitha Twitchit came down the garden and found her kittens on the wall with no clothes on. She pulled them off the wall, told them off and took them back to the house.

“My friends will arrive in a minute, and you are not fit to be seen; I am very cross,” said Mrs Tabitha Twitchit.



17. Mrs Tabitha Twitchit was unhappy with the kittens because...
Tick **one** box.

1 mark

They were clean and fresh.

☐

She didn't want her friends to see them with no clothes on.

☐

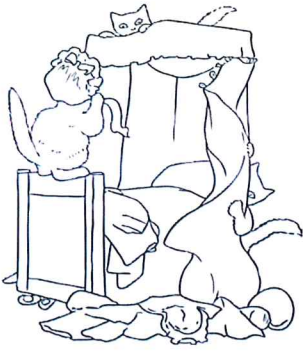
She didn't want them to sit on the wall.

☐

She didn't want them to have tea.

☐


total for
this page



She sent them upstairs; and I am sorry to say she told her friends that they were in bed with the measles - which was not true. They were not in bed: NOT in the least. Somehow there were very extraordinary noises upstairs, which disturbed the tea party.

And I think that some day I shall have to make another, larger book, to tell you more about Tom Kitten!

As for the Puddle-ducks - they went into a pond. The clothes all came off, because there were no buttons. Mr Drake Puddle-duck, and Jemima and Rebecca, have been looking for them ever since.



18. Mrs Tabitha Twitchit told her friends that the kittens and Tim were in bed with the measles. Was this true?

1 mark

19. What happened to the Puddle-ducks' clothes when they went in the pond?

1 mark

total for
this page

20. Number the sentences below from 1 to 4 to show the order they happen in the story. The first one has been done for you.

Mr Puddle-duck and Jemima stole Tom's and the kittens' clothes.

The children played outside, they fell over and got their clothes dirty.

Mrs Tabitha Twitchit was very cross and sent the children upstairs.

Mrs Tabitha Twitchit washed and dressed the children ready for her friends coming for tea.


End of questions about '*The Tale of Tom Kitten*'

END OF TEST


total for
this page

Reading Booklet

Year 2 Reading Assessment - Paper 2



Livvy and the Dream Monster



High Flyers

Contents

Livvy and the Dream Monster

pages 3–4

High Flyers

pages 5-6

Livvy and the Dream Monster

Livvy was always a good girl at bed times. She splashed around in the bath, brushed her teeth and put on her pyjamas ready to snuggle up with Dad for a story.

Afterwards, she cuddled up with her favourite toy, whose name was Monkey, and Dad tucked her in with a kiss goodnight.

One night though, Livvy had a terrible dream. There was a big ugly monster, roaring and stomping. He wasn't friendly and Livvy was very scared. Woken up by the nightmare, she shouted for her Dad.



"What's wrong Livvy?" asked Dad.

"I had a nightmare," said Livvy, "it was awful! There was a big ugly monster and I was really scared. Now I don't want to go back to sleep because I end up back in the same dream."

"Well," said Dad, "it doesn't matter because it isn't real, it's just a dream."

Livvy replied, "But I don't like it, it's too scary and *feels* like it is real so I just can't go back to sleep."

Luckily, Dad had an idea. He told Livvy that it was perfectly fine to go back to the dream now that she had woken up because that meant she could now be in charge of the dream. She could go back and defeat the dream monster!

"What do you mean?" asked Livvy.

"Well," said Dad, "now that you have woken up, if you go back into the dream, you know it is not real so you can tell the dream monster that you're not scared."

Also, if you try thinking of nice things as you fall to sleep again, they might appear in your dream instead,” said Dad helpfully.

Livvy thought out loud, “If I think of fluttering fairies with sparkly wands and heart-shaped wings, maybe I can turn the dream monster into a fairy instead.”

“Great idea,” said Dad. So Livvy snuggled under her covers with Monkey and went back to sleep.

In her dream, she soon found herself facing the dream monster again, who was still roaring and stomping. This time, she wasn’t scared.

“I’m not scared of you,” said Livvy bravely to the monster, “I know you’re not real so I am in charge of this dream now - not you any more - and I think we should turn you into a happy fluttering fairy.”

In a flash, Livvy used her imagination to turn the ugly monster into a beautiful fairy, complete with a sparkly wand and heart-shaped wings. Livvy and the fairy threw a big party with all their friends and it turned into one of the best dreams ever!

By Steve & Olivia Johnson





High Flyers

Have you ever wanted to fly? People have been telling stories about flying for thousands of years. Some have experimented with different ways to fly, although most were not successful!

Hot Air Balloon

The hot air balloon was invented by the Montgolfier brothers in 1783. It has become the oldest invention that can successfully take people into flight.



The Wright Brothers

Orville and Wilbur Wright were two brothers, born in America. Their interest in flight began when their father bought them a toy 'helicopter'. They made and sold bicycles but then began to experiment with creating their own flying machine! Their first aeroplane, the Wright Flyer, successfully flew in front of 5 people in 1903.

Airliners

During the 1930s, aircraft which passengers could fly in, called airliners, began carrying people from one place to another. In 1933, the first airliner carried passengers around America. Planes soon became faster and bigger and the jet engine was added in the 1950s. Today, the biggest passenger plane is the double-decker Airbus A-380.

Airliners Past	Airliners Today
Could carry 10 passengers	Some of the larger airliners can carry hundreds of passengers
Made entirely from metal	Made from a carbon fibre-reinforced polymer (extremely strong and light fibre-reinforced plastic)

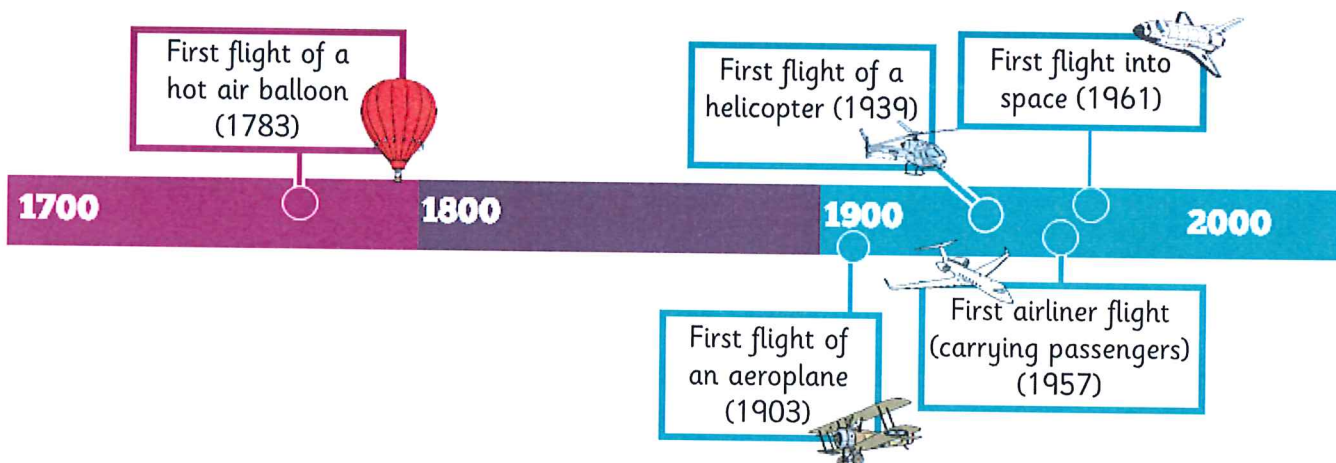
First Helicopter

A helicopter flies by using a set of spinning blades at the top of the helicopter, called a rotor. In France in 1907, the first helicopter lift-off took place. In 1939, A Russian man called Igor Sikorsky created a helicopter which was used regularly; it also had a rotor on the back to stop the helicopter from spinning in the air.

Space Travel

In 1961 a Russian Cosmonaut called Yuri Gagarin was the first person in space. He travelled in a spacecraft called Vostok 1 and travelled around the earth in 2 hours. He had to land by parachute as the craft was designed to crash land.

History of Flight Timeline



English

KS1

2016

Year 2 Reading Assessment Answer Booklet

First Name						
Middle Name						
Last Name						
Date of Birth	Day		Month		Year	
School Name						
DfE Number						

Questions 1 to 8 are about '*Livvy and the Dream Monster*'

1. What was the name of Livvy's favourite toy?

1 mark

2. Why did Livvy wake up and shout to her Dad?

1 mark

3. Find the **two** words that describe what the Monster looked like in Livvy's dream.

1 mark

1. _____

2. _____

4. Why did Livvy not want to go back to sleep?

1 mark

total for
this page

5. What **two** reasons did Dad give Livvy that it would be absolutely fine to go back into the dream?

2 marks

1. _____
2. _____

6. *"If you try thinking of nice things as you fall to sleep again, they might appear in your dream instead"*

1 mark

What does the word **appear** mean? Tick **one** box.

be seen

☐

go away

☐

disappear

☐

vanish

☐

7. *'In her dream, she soon found herself facing the dream monster again, who was still roaring and stomping. This time, she wasn't scared.'*

1 mark

Why was Livvy not scared when she went back to sleep?

8. What did Livvy turn the monster into?

1 mark

End of questions about 'Livvy and the Dream Monster'

total for this page

Questions 9 to 18 are about '*High Flyers*'

9. When was the first hot air balloon invented?

1 mark

10. Where were Orville and Wilbur Wright born?

1 mark

11. Put ticks in the table below to show which sentences are **true** and which are **false**. One has been done for you.

2 marks

Statement	True	False
Orville and Wilbur Wright were born in Spain.		✓
Their interest in flight began when their father bought them a toy 'helicopter'.		
They made and sold helmets but then began to experiment with creating their own flying machine.		
Their first aeroplane was called Wright Flyer.		
They successfully flew in front of 20 people in 1903.		

total for this page

12. Give **one** fact about the first airliner.

1. _____

1 mark

13. How are Airliners different today to those in the past? Give **one** difference.

1. _____

1 mark

14. Look at the section labelled **First Helicopter**.
Find and copy **one** word that means the same as 'designed'.

1. _____

1 mark

15. Draw lines to match the words below to their meaning.

airliners

the oldest invention that can successfully take people into flight

hot air balloon

an aircraft that flies by using a set of spinning blades at the top, called a rotor

helicopter

aircraft which passengers can fly in

1 mark

total for this page

16. Look at the section labelled **Space Travel**.

Write down **two** facts about the Russian cosmonaut Yuri Gagarin's journey into space.

1. _____
2. _____

1 mark

17. Why did Yuri Gagarin land with a parachute when he returned from space?

1 mark

18. Look at the section labelled **History of Flight Timeline**.

Write down **one** event that happened between 1900 and 2000.

1. _____

1 mark

End of questions about 'High Flyers'

END OF TEST

total for
this page

Year 2 Grammar Using Subordinating Conjunctions (when, if, that or because)

Learning From Home Activity Booklet

Statutory Requirements	Activity Sheet	Page Number	Notes
Pupils should learn how to use subordination (using when, if, that or because).	Grammar Man	2	
	Conjunction Match	3-4	
	Make a Complex Sentence	5	
	A Parent's Guide to Terminology	6	

