

CLASS 3 TIMETABLE Week Beginning 15th June 2020

Class 3 email: class3.sch233@educ.somerset.gov.uk

Delayed Happy Birthday to Jay! 

Hi Class 3

Thank you for sending me all the lovely lines of poetry. I will put them all together and share the poem with you on next week's timetable. Keep up the great work you are all doing. I hope to set up a Zoom call very soon so that I can see you all – an email will be sent out explaining how this will work.



Best wishes, Mrs Calnon

Maths (60 mins each day)

This week we are learning about measuring mass.



Literacy (60 mins each day)

This week our literacy focus is poetry. We will be following a sequence of lessons provided by the Oak National Academy.

Remember Year 3 writing should include:
CL . , ! ? ' " "

Other (60 mins each day)

Optional brain and movement breaks:

Have a look at these fun yoga exercises – you can choose:

<https://www.cosmickids.com/category/watch/?duration=short&changed=duration>

Ongoing

Reading – (15mins a day)
Times Tables - (everyday 10 minutes)
Spellings (LSCWC) and any fun activity that helps you learn them!

Don't forget PE with Joe Wicks at 9.00am every day <https://www.youtube.com/channel/UCAxW1XT0iEJo0TYIRfn6rYQ>

Day 1

Joke MADE UP by Eleanor

What do you call a horse who lives next door?

A "neeeeeei ghbour!"

Warm up:

<https://www.topmarks.co.uk/maths-games/measuring-in-cm>

Try both levels if you can!

Lesson – Measures – reading a scale

Click on the link below and complete the lesson for Year 3. Don't forget to do each slide of the online worksheet, answering the questions in your exercise book.

<https://classroom.thenational.academy/lessons/measure-to-read-a-scale/>

Firstly- do a spelling test for last week's spellings

Focus: Reading (Word Meaning & SPaG)

Today's lesson:

Open the document on the class webpage called 'What did the Vikings eat and drink?' You will also need access to a dictionary (*an online dictionary will be ok*).

TASK 1: Read the information carefully.

TASK 2: Go to Monday's page of this document (scroll down) and answer the word meaning and SPaG questions.

TASK 3: Now that you have gained lots of knowledge about food and drink in the Viking age, your task is to design a menu for a Viking feast.

There is no set way to present your menu – be creative. You may choose to use the computer or handwrite it. ☺

Remember to practise your spellings and read daily.

PE: Please see activity cards on the page below.

Have a go at 'Rock, paper, scissor tag' and 'Buckaroo'. You could also enjoy physical activity games on the 'PE with Mr P' YouTube channel.

Music

Learn this song (and the actions ☺)

<https://www.singup.org/singupathome/wiggle-jiggle>


Challenge

Can you make up your own action song? Write it down (or video it) and send it to me ☺.

Listen to David Walliams' podcast:

<http://marvellousmusicalpodcast.com/>
Scroll down to the bottom of the webpage and listen to Episode 2 – The Liszt Factor
You may wish to listen to this at bedtime ☺

Other fun activities:

 Email me to tell me a joke or show me your work.

It's been raining!
Have a **snail race** (snails love wet weather)



Day 2

Joke from
Isabelle and
her brother
Tom

Why do we
yell actors
to break a
leg !?

Because
every play
has a cast ...

Warm up:

https://mathsframe.co.uk/en/resources/resource/116/telling_the_time#

Work your way through the levels for 5 or 10 minutes.

Lesson: Measures – Reading Mass on a scale

Click on the link below and complete the lesson for Year 3. Don't forget to do each slide of the online worksheet, answering the questions in your exercise book

<https://classroom.thenational.academy/lessons/measure-to-read-mass-on-a-scale>

Focus: Reading (Comprehension)

Today's lesson:

Have a look at the information page about Viking food and drink (scroll down).

TASK 1: Answer the questions on the page below about the information that you have just read.

TASK 2: Summarising.

Summarise the information that you have found out during the past two days about Viking food and drink.

There are many ways that you could present this task e.g. an information text, a leaflet, a pop-up book, a PowerPoint or a film. You could include pictures and use labels to help explain 😊

Remember to practise your spellings and read daily

Science:

Today you are going on a plant treasure hunt. Scroll down to the worksheet below:

Plants and Flowers Hunt Sheet

Find as many different plants and flowers as you can. How many can you identify?



Build a flower out of
lego



Learn a **card trick**

Day 3
A joke
from
Nathaniel:

What do you
call a dog
falling from
a great
height?

A chi Waaaa
waaaaa!

Warm up:

Work your way through the levels for 5 or 10 minutes. See if you can improve your scores from yesterday.
https://mathsframe.co.uk/en/resources/resource/116/telling_the_time#

Lesson Task:

Lesson: Measures – Comparing Mass scale

Click on the link below and complete the lesson for Year 3. Don't forget to do each slide of the online worksheet, answering the questions in your exercise book
<https://classroom.thenational.academy/lessons/measure-to-compare-mass>

Practise your weekly spellings

Punctuation Practice

Revise how to punctuate speech by watching
<https://www.youtube.com/watch?v=d1HWaT6494w>

For a more detailed explanation of using speech marks you may wish to watch:
https://www.youtube.com/watch?time_continue=3&v=6-YFmLctwDY&feature=emb_logo

Task:

Correct the punctuation in the conversation between Ingrid and Knut (scroll down). You can copy the conversation out into your exercise book.

Challenge:

Make up your own Viking conversation and write it out – punctuating it correctly!

Design and Technology (Cooking): *In Literacy this week we have been learning about food and drink that the Vikings consumed. Can you remember the type of bread they made and ate? Answer – Rye bread.*

Today's lesson: Making Rye Bread

Click on this link:

<https://www.bbcgoodfood.com/recipes/rye-bread>

Follow the instructions carefully and have a go at making rye bread.

Have fun and remember to share your tasty treat with your family.



For extra information about Viking food visit http://www.bbc.co.uk/history/ancient/vikings/food_01.shtml







Observe the moon over a week or two – draw what it looks like each night (if you can see it!)



Design some funky flowery wallpaper.



<p>Day 4 A joke from Brodie</p> <p>What do you call a deer with no eyes? A no idea!!</p>	<p>Warm up: Have a go at the quiz below: https://www.educationquizzes.com/k/s2/maths/measures-year-3/</p> <p>Task: Practical measuring</p> <p>Today you are going to carry out some practical measuring. Please complete the table on the worksheet 'Thursday' – scroll down. For extra work you can do Challenge 1 and 2.</p>	<p>Practise your weekly spellings</p> <p>Comprehension Read the information text (scroll down) about the 'Victorious Vikings' and answer the questions. Don't forget to write your answers as full sentences.</p> 	<p>French </p> <p>Complete the French colours rainbow colouring sheet (scroll down).</p>  <p>Quest/Art: Viking coins. TASK 1: Read the information on the page below (scroll down) about Viking coins.</p> <p>Extra information about coins: https://www.vikingsof.me/coin-mint.html .</p> <p>TASK 2: Complete the activity on page X. Don't worry if you don't have clay, be creative and make coins using other materials that you have available.</p>	<p>Perhaps add some animals or insects.</p>
<p>Day 5 A joke from Seren What do you call a magician who has lost his magic? Ian! magic - ian</p>	<p>Today is Funky Friday! These activities are optional –use today to catch up with your work. If you are up to date, you may choose to complete these activities.</p> <p>Maths Log on to MyMaths and complete the online worksheets. There are quite a few questions, so if it is taking a long time, save your work and complete them over several days.</p> <p>Literacy Today's lesson: Book review Think about all the books you have been reading recently. Do you have a favourite? Complete either the fiction or non- fiction book review below, or make your own book review in your exercise book.</p> 			

SCROLL DOWN for this week's spellings, presentations and worksheets

Spellings

15th June 2020

Name:

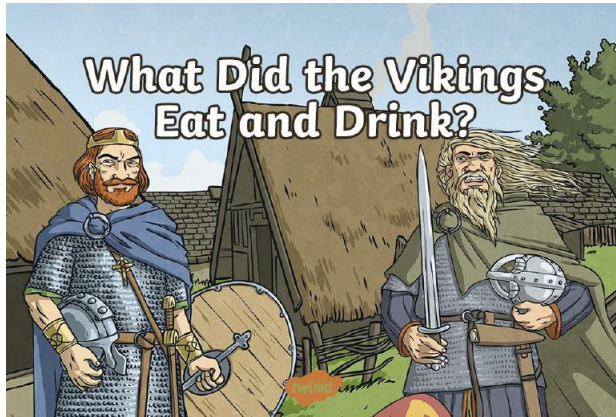
Homophones revision

Curriculum Spellings and Tricky Words (revision) - in bold

Use this sheet to practise your spellings. Use Look Say Cover Write Check each day. 😊

Word	LSCWC Day 1	LSCWC Day 2	LSCWC Day 3	LSCWC Day 4	LSCWC Day 5
<i>two</i> 2 I have 2 dogs.					
<i>to</i> I am going to the park.					
<i>too</i> I have too much work! There are too many books to mark.					
<i>right</i>					
<i>knight</i> (in armour)					
<i>bear</i> (teddy)					
<i>bare</i> (naked!)					
<i>plane</i> (flying)					
<i>plain</i>					
<i>fruit</i>					

Monday - Literacy - Word meaning and SPaG task.



← Open this PowerPoint pdf document on the class webpage. Read through the document carefully.

Now see if you can answer these questions in your book.


Questions:

1) Using a dictionary, find and copy the definitions of; 'import', 'preservative', 'archaeologist' and 'excavate'.

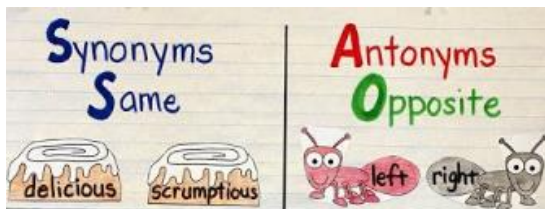
2) Think of two synonyms for the word 'possessions'.

3) Think of an antonym for the word 'edible'.

4) Find a minimum of three homophones on page 4. (This page →)



Reminder:



Now have a go at designing a menu for a Viking feast.

PE - Monday

ROCK, PAPER, SCISSORS TAG

AGE: 7+

NUMBER OF PEOPLE: 2+

SPACE NEEDED: Living Room or Garden

EQUIPMENT NEEDED: String to create lines on the floor

HOW TO PLAY:

Set out 2 parallel lines 5 metres apart. In pairs, meet in the middle, face each other and play rock paper scissors. The winner of rock paper scissors has to get back past their line without getting tagged by the other person. The loser has to tag the winner before they cross the line.

You can replace the rock, paper, scissors actions with whole body actions instead. For example; rock: crumple into a ball, paper: spread out as flat and wide as possible, scissors: jumping jacks.



BUCKAROO

AGE: 5 to 11

NUMBER OF PEOPLE: 2+

SPACE NEEDED: Living Room or Garden

EQUIPMENT NEEDED: Random toys, sports equipment and household items

HOW TO PLAY:

Take it in turns to perform and hold a balance (standing on 1 leg, form a bridge, etc). The others then try to hang as many items on you as possible: hula hoops, hats, toys, pillows, etc
Try challenging balances.



Viking Food and Cooking



Crockery used by the Vikings to eat and cook with.

The Vikings were good at shaping things from wood. Their crockery and tools were made using a machine called a 'lathe'.

Vikings ate meat from farm animals, and from wild animals that they hunted. They also collected foods such as berries and nuts from nearby woodlands.

They cooked meat in a big stew-pot over the fire, or roasted it on an iron spit. Fish and meat were smoked or dried to preserve it (to make it last longer).

Viking bread was made from rye or barley flour. They used milk mostly to make cheese and butter and then drank the buttermilk left over.

At a feast, guests drank ale and mead (a strong drink made from honey). People drank out of wooden cups or drinking horns (made from cow-horns). Feasts were held to mark funerals and seasonal festivals, such as midwinter. Some feasts lasted over a week!



A Viking using a 'lathe'.



Vikings roasting meat on an iron spit.



Viking stew over a fire.

Tuesday **Viking Food and Cooking**
Questions

TASK 1: Read the 'Viking Food and Cooking' information page and answer the questions below. Remember to answer in full sentences.

1) *Identify and name the material that Viking bowls and spoons were usually made from?*

2) *What is a 'lathe'?*

3) *Explain two different methods that the Vikings used to heat their food?*

4) *What was mead made from?*

5) *What kind of Viking do you think drank from a horn? (Please explain your answer.)*

TASK 2: Summarising. Summarise the information that you have found out during the past two days about Viking food and drink.

Tuesday

Plants and Flowers Hunt Sheet

Either in your garden or when you go for a walk, find as many different plants and flowers as you can and write their names / draw them in the squares below. If you don't know their names, draw them carefully so that you can find out by looking in books or on the internet.

Challenge: Can you find an example of

A flower that disperses its seeds by the wind _____

A leaf that is longer than your arm _____

A piece of bark fallen from a tree _____ Name the tree _____

An evergreen plant _____

A deciduous tree _____

Wednesday

Punctuation exercise - A Viking Dinnertime

Correct the punctuation in the following conversation between Ingrid and Knut. You can copy the conversation out into your exercise book.



Ingrid



Knut.

Remember CL FS ? ! commas " and "

Remember that all punctuation goes in the speech marks " "

A Viking Dinnertime

knut your dinner is ready called ingrid

oh goody i am absolutely starving replied knut

what have you cooked, ingrid he asked

it's venison stew from the deer I hunted this morning explained ingrid

are these new bowls

yes I made them on the lathe this morning said ingrid

I thought the lathe was broken said knut inquisitively

I mended it this morning whilst i was baking the bread and chopping wood for the fire. What have you been doing today, dear?

I have been waiting for my dinner replied knut

Victorious Vikings

The Vikings came from the present day countries of Denmark, Norway and Sweden. They set out in boats called longships to go travelling around. The Vikings first arrived in Britain around AD 787 and in AD 793 they raided the monastery (church) at Lindisfarne in Northumbria and stole many items.

The Vikings came to Britain looking for land and new items to steal and sell. They liked to steal from monasteries (churches) because they were not very well protected and they had gold, jewels and food. The Vikings also stole manuscripts (books) that monks and nuns, which they later sold back to the monasteries.

When the Vikings first came to Britain they took what they could get hold of and then went home again but in AD 865 some Vikings stayed in Britain ever after. They liked the weather because it was warmer than at home and they also liked making things out of the land around them.

Later the Vikings started to look for places they could steal and settle in for good. By AD 866 they had captured the city of York, which over time became a great Viking city. King Alfred the Great fought against the Vikings in the south of England but by 20 878 the Vikings had beaten him so King Alfred went into hiding.

Viking Weapons

The Vikings are best known for their fierce (strong) warriors. They were excellent fighters, very organised and great at battle.

Viking warriors are often shown wearing helmets with horns but these were not used in fighting. The warriors' helmets were actually smooth and close fitting to the head. They were made of leather or wood.

The axe was a Viking warrior's best weapon but they also used spears and swords and carried shields. Swords were very special weapons so they were often given to brave warriors who had done well in many battles.



Questions

Record your answers in complete sentences

Read the text carefully and then answer the following questions in as much detail as you can.

1. When did the Vikings first arrive in Britain?

2. Why did the Vikings choose to come to Britain?

3. Which monastery (church) did the Vikings raid first?

4. Which city did the Vikings take over in AD 866?

5. Who was King Alfred the Great and what did he do?


6. Give a reason why the Vikings made good warriors.

7. Draw and label a Viking helmet or sword.

8. Where did Viking warriors believe they went if they died in battle?

Challenge:

Can you draw or label what you think a Viking warrior might have looked like.



Answers

1. When did the Vikings first arrive in Britain?
The Vikings first arrived in Britain in AD787.
2. Why did the Vikings choose to come to Britain?
The Vikings chose to come to Britain for the land and new things to steal and sell.
3. Which monastery (church) did the Vikings raid first?
The Vikings first raided Lindisfarne in Northumberland.
4. Which city did the Vikings take over in AD 866?
The Vikings took over York in AD 866.
5. Who was King Alfred the Great and what did he do?
King Alfred the Great was King of Wessex. He was beaten in battle by the Vikings and he went into hiding.
6. Give a reason why the Vikings made good warriors.
The Vikings made good warriors because they were excellent fighters/ very organised/ were brave in battle
7. Draw and label a Viking helmet or sword.
8. Where did Viking warriors believe they went if they died in battle?
Viking warriors believed they went to their idea of heaven, called Valhalla.

Challenge

Can you draw or label what you think a Viking warrior might have looked like.

Thursday - Measures

LO: Can I use scales to measure the mass of an object?

Choose different objects from around your house.

Can you estimate how heavy they are?

Measure the weight of your objects and complete the table below (or copy the table into your book).

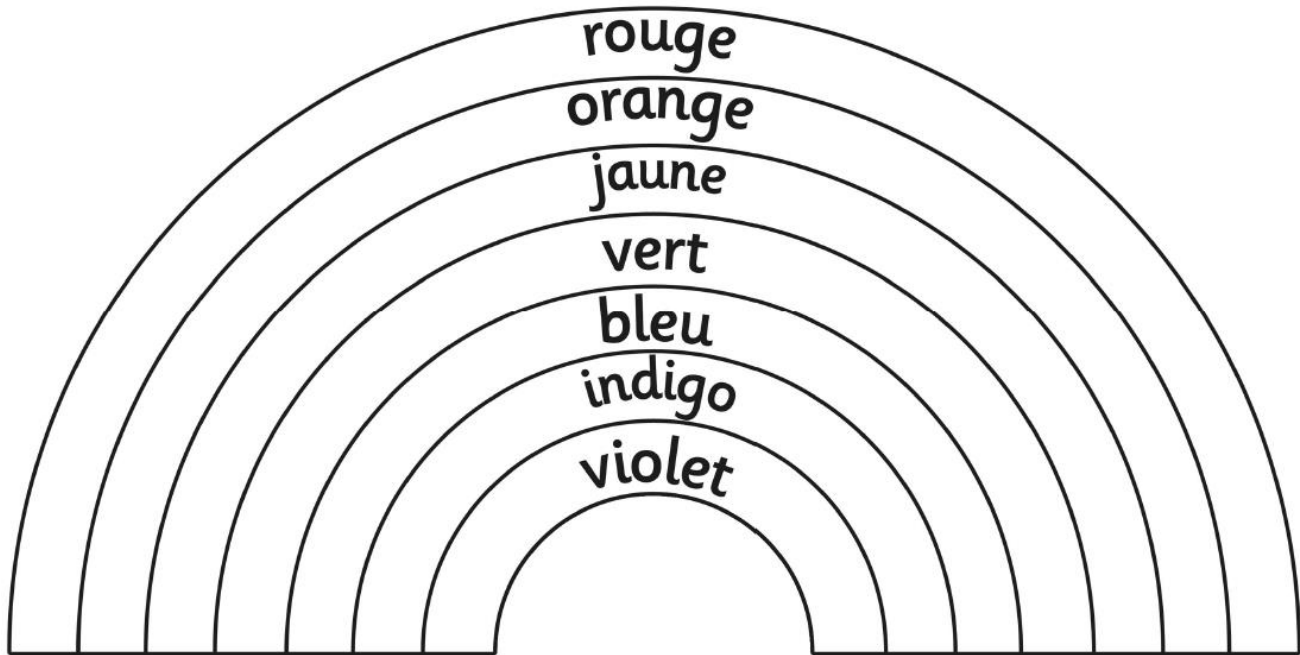
Object	Estimated Mass (g)	Actual mass (g)

Challenge:

1. Put the objects in order of weight from lightest to heaviest.
2. Convert the measurements to Kg.

Thursday - French

Arc en ciel



Make Viking coins

The Vikings traded using silver coins, ingots and hacksilver - chopped-up pieces of silver that were weighed.

Their coins were stamped with different drawings, like a hammer or a bird, to represent the King or even a god. From the 10th century, they also had the name of the person who minted them, written in runes.

Make your own Viking coins with a drawing or motif to represent you.

To make Viking silver coins, you will need:

- Air-hardening clay
- Cocktail sticks
- Metallic paint

Instructions:

1. Roll a marble-sized amount of clay into a ball.
2. Flatten to create a coin shape.
3. Use a cocktail stick to draw an image onto the coin.
4. Leave the clay coin to dry.
5. Paint using silver metallic paint. You may want to let this dry and then paint the underside of the coin.



Friday - Book Reviews

A Book Review by _____

Your star rating for this book



Title: _____ Author: _____

Plot What happens? Are there any plot twists?
Did you find the plot interesting?

Characters Who are the main characters?
Who was your favourite character? Why?

Your opinion Did you like the book?
What was your favourite part? Why?

Recommend Would you recommend
this book to a friend?
Why or why not?

Non-Fiction Book Review

What my book is about:

Book Title

Author _____

Illustrator _____

Genre (tick as many as apply to your book)

biography

Diary

autobiography

Film/TV

sport

Historical

Information


instructions

Three new words I have learnt and what they mean:


1. _____

2. _____

3. _____



My favourite page:



I liked this page because:

My favourite fact:


My Star Rating



Why I rated the book _____ stars

This book made me feel

_____ because



draw how you felt!