

Day 2

Happy Birthday Isla V !!

Another joke sent in from Missy:

Q. What do you call a man without a spade in his head?

A. Douglas 😊
😊😊😊

Use the link to take you to today's lesson
<https://resources.whiterosemaths.com/wp-content/uploads/2020/05/Year-3-Week-3.pdf>

Lesson 2 : Add Money

As yesterday watch the video and complete the activity sheet-

<https://resources.whiterosemaths.com/wp-content/uploads/2020/04/Lesson-2-Add-money-2019.pdf>

Once you have completed the questions, check your answers:

<https://resources.whiterosemaths.com/wp-content/uploads/2020/04/Lesson-2-Answers-Add-money-2019.pdf>

<https://www.thenational.academy/year-4/english/news-report-reading-comprehension-inference-year-4-wk3-2>

Lesson 2

Focus: Inference

Today's Tasks:

1. Complete the 'introductory quiz' and check your answers.
 2. Now watch the video (up to 15.12). Pause the video as instructed and complete the questions and independent activity in your book. Listen carefully to the feedback and mark your work.
 3. Finish by completing the 'exit quiz'.
- Practise your weekly spellings.



Science: How do plants get water?

We know that plants need water to be healthy, but how does water travel through the plant?

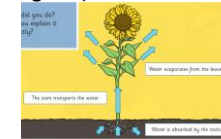
Watch the video below – with Aunt Ivy
https://www.youtube.com/watch?time_continue=72&v=Rz7zmSlvrtA&feature=emb_logo

Watch this video to find out a little more about how water travels through plants.

<https://www.youtube.com/watch?v=Klug9Fou3s>

TASK

Now that you know how water is transported from the roots to the leaves of a plant, draw a diagram in your exercise book that explains this. Don't forget to label it and add captions. (**Scroll down** to below for a larger version of this diagram).



If you have food colouring and celery or some white or pale coloured flowers, you may wish to try the experiments you saw in the videos.

For an extra challenge, you could investigate what happens if you put one flower in a colder place – eg in the fridge and another flower in a warmer place such as an airing cupboard.

Draw in your books what happens to celery/flower when it is put in coloured water.

Make a paper plate dream catcher



Make a friendship bracelet for a friend and post it to them, with a letter.



Day 3

Happy
Birthday
Brodie!!

Joke from
Craig:

Who tells
jokes
about
chickens?
Comedi-
hens!



Use the link to take you to today's lesson
<https://resources.whiterosemaths.com/wp-content/uploads/2020/05/Year-3-Week-3.pdf>

Lesson 3 : Subtract Money

As yesterday watch the video and complete the activity sheet:

<https://resources.whiterosemaths.com/wp-content/uploads/2020/04/Lesson-3-Subtract-money-2019.pdf>

Once you have completed the questions, check your answers:

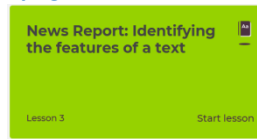
<https://resources.whiterosemaths.com/wp-content/uploads/2020/04/Lesson-3-Answers-Subtract-money-2019.pdf>

Practise your weekly spellings

<https://www.thenational.academy/year-4/english/news-report-identifying-the-features-of-a-text-year-4-wk3-3>

Lesson 3

Focus: Identifying the features of a text.



Today's Tasks:

1. Complete the 'introductory quiz' and check your answers.
2. Now watch the video (up to 12.03). Pause the video as instructed and complete the questions and independent activity in your book. Listen carefully to the feedback and mark your work.
3. Finish by completing the 'exit quiz'.

Quest: Let's recap what we have learnt so far. We have discovered; who the Vikings were, where they came from and where they settled, how they travelled, their religious beliefs and how they fought. Today we are going to focus on 'why the Vikings came to Britain'.

Task 1: Watch this animation → An exploration of life in Viking Britain through the eyes of a typical family.

<https://www.bbc.co.uk/teach/class-clips-video/history-ks2-the-vikings-animation/zhrvgwx> Now watch this for extra information:


https://www.youtube.com/watch?v=VLLYzSMB5RA&feature=emb_logo

Task 2: Now read the further information on this page <http://www.primaryhomeworkhelp.co.uk/viking/why.html>

Task 3: Reflection time. Using the information you have found out today, answer this question... Were the Vikings raiders, traders or invaders?

Task 4: Record your thoughts in your books. It could be in a table format with the headings 'raiders', 'traders' and 'invaders'. Or you could do a mindmap and colour code different examples of 'raiding', 'trading' and 'invading'. Or you could write a summary paragraph of your thoughts & use examples to support.



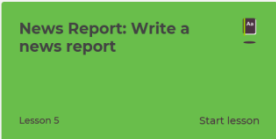
Toilet Roll Craft



Make up a general knowledge quiz for your family – you could include some questions about the Vikings.

QUIZ!



<p>Day 4 A joke from Rufus: What's the difference between roast beef and pea soup? You can roast beef but you can't pea soup! (pee !!)</p> 	<p>Use the link to take you to today's lesson https://resources.whiterosemaths.com/wp-content/uploads/2020/05/Year-3-Week-3.pdf Lesson 4 : Multiply and Divide by 3 As yesterday watch the video and complete the activity sheet https://resources.whiterosemaths.com/wp-content/uploads/2020/04/Lesson-4-The-3-times-table-2019.pdf Once you have completed the questions, check your answers: https://resources.whiterosemaths.com/wp-content/uploads/2020/04/Lesson-4-Answers-The-3-times-table-2019.pdf</p>	<p>https://www.thenational.academy/year-4/english/news-report-spag-focus-inverted-commas-year-4-wk3-4 Lesson 4 Focus: Inverted commas. Today's Tasks: 1. Complete the 'introductory quiz' and check your answers. 2. Now watch the video (up to 12.15). Pause the video as instructed and complete the questions and independent activity in your book. Listen carefully to the feedback and mark your work. 3. Finish by completing the 'exit quiz'. Practise your weekly spellings.</p> 	<p>French Learn the French words for different drinks https://www.youtube.com/watch?v=MUZz5mt01I8 Music: This is the link to 'Little People' from Les Miserables (We were learning this last term). Have a go at singing along to it. https://www.youtube.com/watch?v=x1JbsKCdOw8 Also 'Can you feel the love tonight' https://www.youtube.com/watch?v=n8FM8nyy_Fk&list=RDn8FM8nyy_Fk&start_radio=1&t=66 and 'Electricity' https://www.youtube.com/watch?v=43TveJM1dH8 with lyrics and backing track https://www.youtube.com/watch?v=jf4Baf1upOQ</p>	
<p>Day 5</p>	<p>Today is Funky Friday! These activities are optional –use today to catch up with your work. If you are up to date, you may choose to complete these activities. Maths Have a go at these Maths Challenges: https://www.bbc.co.uk/bitesize/articles/zbqrcqt Try Challenges 1,2 and 3 Literacy https://www.thenational.academy/year-4/english/news-report-write-a-news-report-year-4-wk3-5 <i>(Start watching from 3.53)</i> Lesson 5 Today's Task: You are going to write your own news report continuing with the theme of Charlie and the Chocolate Factory. You could use the template below or write straight into your book. Good luck news reporters!  Use today to complete any unfinished work, to do something creative such as making the origami flowers or singing the songs you've been learning. Do some of the fun activities you haven't managed to complete over the past few weeks such as the toy zip wire, making bug hotels, building dens or doing the new skills you are learning. Don't forget to do some relaxing reading and find some jokes for me. Have a great day! 😊</p>			

SCROLL DOWN for this week's spellings, presentations and worksheets

Spellings 18th May 2020 **DON'T FORGET TO ASK AN ADULT TO TEST YOU ON THESE NEXT MONDAY**

This week's words have suffixes en ed er ing

Please learn the 2 statutory words, then as many of the suffix words as you can.

Year 3 Statutory words - in bold

Use this sheet to practise your spellings. Use Look Say Cover Write Check each day.

Word	LSCWC Day 1	LSCWC Day 2	LSCWC Day 3	LSCWC Day 4	LSCWC Day 5
<i>begin</i>					
<i>beginner</i>					
<i>beginning</i>					
<i>forget</i>					
<i>forgetting</i>					
<i>forgotten</i>					
<i>prefer</i>					
<i>preferred</i>					
<i>notice</i>					
<i>sentence</i>					

Design a Viking shield

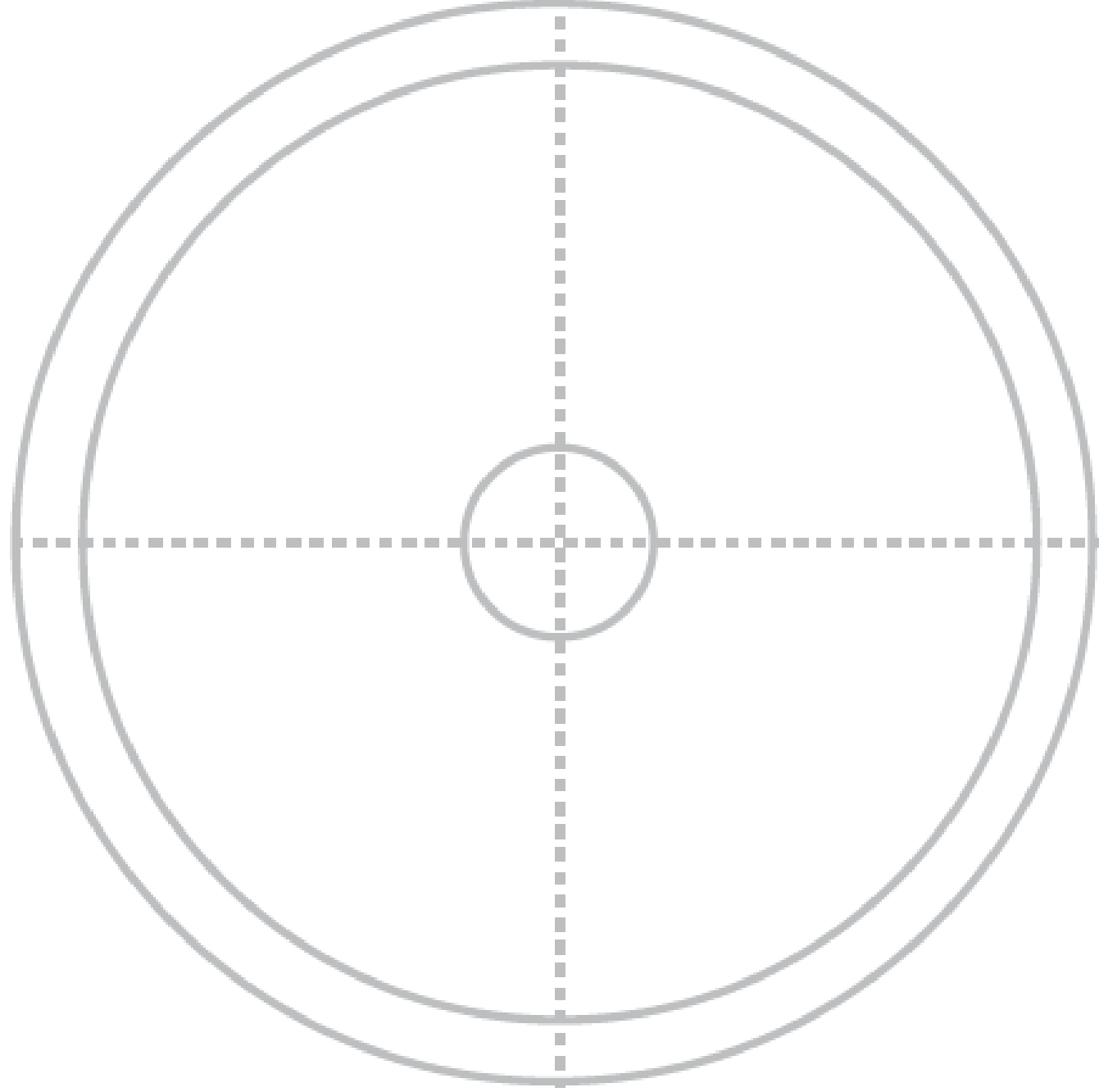
The Vikings used large, round shields to use in battle. They were usually around 80-90cm wide, made from wood and leather with an iron boss in the middle to protect the soldier's hand. The shields were painted in bright colours with different patterns.

Now you can use your geometry skills to design your own Viking shield. Use the template on page 2 to make a symmetrical pattern for your shield. Remember that symmetrical shapes look identical on both sides of the line of symmetry.

Here are some ideas to help you:



Design a Viking shield



When you have designed your pattern, you can cut out a round piece of cardboard and paint your design on it! You could use kitchen foil to make the boss in the middle of the shield.



Water Transportation

The process of water transportation is the way water moves through a plant.

The roots absorb water from the soil.

The stem transports water to the leaves.

Water evaporates from the leaves.

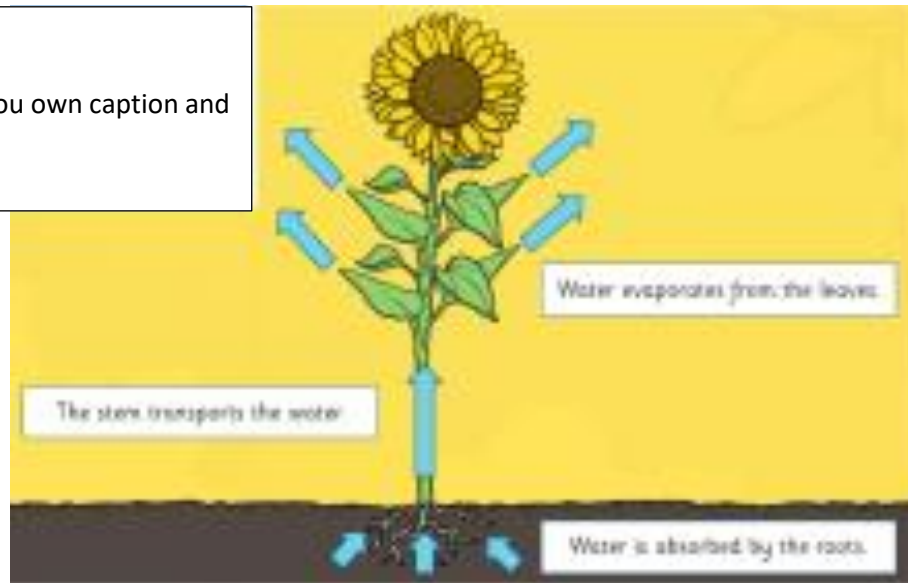
This evaporation causes more water to be sucked up the stem.

The water is sucked up the stem like water being sucked up through a straw.

A diagram of a sunflower with its roots in the soil. Blue arrows point upwards from the roots into the stem, and other blue arrows point outwards from the leaves, representing the process of water transport and evaporation.

How Plants Transport Water

Use this diagram to help you – add your own caption and extra information that you find out.



1

1