


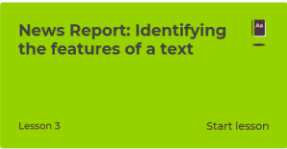



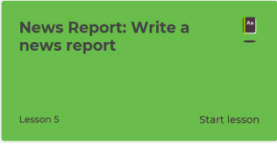


KEEP ACTIVE ☺ STAY HEALTHY ☺ HAVE FUN AND SMILE ☺

30 mins of PE each day: Choose from a Joe Wicks workout, 'Cosmic Kids' yoga and mindfulness session or play some 'PE with Mr P' games and activities (all can be found on YouTube).

	<p>Maths (60 mins each day) We have now finished our decimal learning! This week is a 'revision week' of multiplication and division, so try to recall our formal written methods that we learnt in the autumn term. If you are finding the revision straightforward, try the additional maths challenges later in this document (pg.10&11).</p>	<p>Literacy (60 mins each day) This week our literacy focus is 'news reports'. We are going to be using the series of lessons provided by the Oak National Academy. <u>Please familiarise yourself with navigating around this website and ensure that the lesson looks like the screenshots I have included for each day.</u> Remember Year 4 writing should include: CL . , ! ? ' " "</p>	<p>Other (60 mins each day) <u>Optional brain and movement breaks:</u> Choose a BBC Supermovers Maths workout. https://www.bbc.co.uk/teach/supermovers/ks2-maths-collection/z7frpg8 Choose a BBC Supermovers English workout. https://www.bbc.co.uk/teach/supermovers/ks2-english-collection/zmv4scw</p>	<p>Ongoing Please continue with learning/ further developing your new skill to share with the class upon return to school.</p>
<p>Day 1</p>	<p>Maths Warmup – see resource called 'Fluent in Five' (Wk5) on class webpage. Complete Day 1 and record in your book. Today's task: White Rose Maths website (link above). Go to <u>Summer Term - Week 3 (w/c 4th May), Lesson 1</u> – Multiply 2-digit number by 1 digit number. <i>Remember to watch the clip first, then complete the sheet and finish by marking your work and editing (if necessary).</i> Optional: Remember that there are maths challenges (scroll down to page 10&11)</p>	<p>https://www.thenational.academy/year-4/english/news-report-reading-comprehension-fact-retrieval-year-4-wk3-1 'Genre Focus: News Report'. Lesson 1 Focus: Fact Retrieval  Today's Tasks: 1. Complete the 'introductory quiz' and check your answers. 2. Now watch the video (up to 13.45). Pause the video as instructed and complete the questions and tasks in your book. Listen carefully to the feedback and mark your work. 3. Finish by completing the 'exit quiz'. Now, practise your weekly spellings (page 3).</p>	<p>PE – Pentathlon home challenge: Please see a separate email about the 'pentathlon home challenge'. Have a go at the activities, get your family involved and you can record your results. Quest and Art: Today you are going to be designing a Viking shield. 1. Click on this link and read 'How did the Vikings fight'. Make sure you click on the diagram and read the information about Viking shields. https://www.bbc.co.uk/bitesize/topics/ztr9j6/articles/zy9j2hw 2. Scroll down to pg.5 and read further information about Viking shields. What do you notice about the picture above? <i>These shields are symmetrical and also bright and colourful.</i> 3. Now complete the sheet on pg.6 and design your own shield. Extra: Some of you may like to construct a shield using materials that you can find in your home and possibly paint it.</p> 	<ul style="list-style-type: none"> • Reading to an adult, every day for 15 mins. Please record in your reading record. • Times tables practice every day for 10 mins. Use the Maths Frame website. Adjust the difficulty by changing the time interval. https://mathsframe.co.uk/en/resources/resource/477/Multiplication-Tables-Check <p>Other Times Tables websites: http://www.timestables.me.uk/ https://urbrainy.com/mtc https://www.topmarks.co.uk/maths-games/hit-the-button</p>
<p>Day 2</p>	<p>Maths Warmup – 'Fluent in Five' (Wk5). Complete Day 2 and record in your book. Today's task: White Rose Maths website (link above). Go to <u>Summer Term - Week 3 (w/c 4th May), Lesson 2</u> – Multiply 3-digit number by 1 digit number. <i>Remember to watch the clip first, then complete the sheet and finish by marking your work and editing (if necessary).</i> Optional: Remember that there are maths challenges (scroll down to page 10&11)</p>	<p>https://www.thenational.academy/year-4/english/news-report-reading-comprehension-inference-year-4-wk3-2 Lesson 2 Focus: Inference  Today's Tasks: 1. Complete the 'introductory quiz' and check your answers. 2. Now watch the video (up to 15.12). Pause the video as instructed and complete the questions and independent activity in your book. Listen carefully to the feedback and mark your work. 3. Finish by completing the 'exit quiz'. Practise your weekly spellings (page 3).</p>	<p>Science: How do plants get water? We know that plants need water to be healthy, but how does water travel through the plant? Watch the video below – with <i>Aunt Ivy</i> https://www.youtube.com/watch?time_continue=72&v=Rz7zmSlvrtA&feature=emb_logo Now watch this video to find out a little more about how water travels through plants. https://www.youtube.com/watch?v=Klug9F0ou3s Task: Now that you know how water is transported from the roots to the leaves of a plant, draw a diagram in your exercise book that explains this. Don't forget to label it and add captions. (Scroll to page 7 for a larger version of this diagram). Experiments: If you have food colouring and celery or some white or pale coloured flowers, you may wish to try the experiments you saw in the videos. For an extra challenge, you could investigate what happens if you put one flower in a colder place (e.g. in the fridge) and another flower in a warmer place (e.g. an airing cupboard). Draw in your books what happens to the celery/flower when it is put in coloured water.</p> 	<ul style="list-style-type: none"> • Spelling (see page 3) Use the statutory spelling handwriting booklets to practise your statutory spellings.

TIMETABLE CLASS 4 WEEK 9

<p>Day 3</p>	<p>Maths Warmup – ‘Fluent in Five’ (Wk5). Complete Day 3 and record in your book.</p> <p>Today’s task: White Rose Maths website (link above). Go to Summer Term - Week 3 (w/c 4th May), Lesson 3 – Divide 2-digit by 1 digit number.</p> <p><i>Remember to watch the clip first, then complete the sheet and finish by marking your work and editing (if necessary).</i></p> <p>Optional: Remember that there are maths challenges (scroll down to page 10&11)</p>	<p>https://www.thenational.academy/year-4/english/news-report-identifying-the-features-of-a-text-year-4-wk3-3 Lesson 3 Focus: Identifying the features of a text.</p>  <p>Today’s Tasks:</p> <ol style="list-style-type: none"> 1. Complete the ‘introductory quiz’ and check your answers. 2. Now watch the video (up to 12.03). Pause the video as instructed and complete the questions and independent activity in your book. Listen carefully to the feedback and mark your work. 3. Finish by completing the ‘exit quiz’. <p>Practise your weekly spellings (page 3).</p>	<p>Quest: Let’s recap what we have learnt so far. We have discovered; who the Vikings were, where they came from and where they settled, how they travelled, their religious beliefs and how they fought. Today we are going to focus on ‘why the Vikings came to Britain’.</p> <p>Task 1: Watch this animation → An exploration of life in Viking Britain through the eyes of a typical family. https://www.bbc.co.uk/teach/class-clips-video/history-ks2-the-vikings-animation/zhrygwx Now watch this for extra information: https://www.youtube.com/watch?v=VLLYzSMB5RA&feature=emb_logo</p> <p>Task 2: Now read the further information on this page. http://www.primaryhomeworkhelp.co.uk/viking/why.html</p> <p>Task 3: Reflection time. Using the information you have found out today, answer this question... Were the Vikings raiders, traders or invaders? Task 4: Record your thoughts in your books. It could be in a table format with the headings ‘raiders’, ‘traders’ and ‘invaders’. Or you could do a mindmap and colour code different examples of ‘raiding’, ‘trading’ and ‘invading’. Or you could write a summary paragraph of your thoughts & use examples to support.</p>	<p>Other ongoing activities:</p> <ul style="list-style-type: none"> • Help your parents cook a meal and remember to set the table. • Telling the time is a key life skill and we will be covering it later this year in Maths. Practise telling the time using an analogue clock to the nearest minute. Challenge: Begin to tell the time using the 24hr clock. • Keep in contact with your friends. Have a chat and share some jokes. • Have a go at creating a natural piece of artwork using materials from your garden or possibly things that you have found on a daily walk (think Andy Goldsworthy style).  
<p>Day 4</p>	<p>Maths Warmup – ‘Fluent in Five’ (Wk5). Complete Day 4 and record in your book.</p> <p>Today’s task: White Rose Maths website (link above). Go to Summer Term - Week 3 (w/c 4th May), Lesson 4 – Divide 3-digit by 1 digit number.</p> <p><i>Remember to watch the clip first, then complete the sheet and finish by marking your work and editing (if necessary).</i></p> <p>Optional: Remember that there are maths challenges (scroll down to page 10&11)</p>	<p>https://www.thenational.academy/year-4/english/news-report-spag-focus-inverted-commas-year-4-wk3-4 Lesson 4 Focus: Inverted commas.</p>  <p>Today’s Tasks:</p> <ol style="list-style-type: none"> 1. Complete the ‘introductory quiz’ and check your answers. 2. Now watch the video (up to 12.15). Pause the video as instructed and complete the questions and independent activity in your book. Listen carefully to the feedback and mark your work. 3. Finish by completing the ‘exit quiz’. <p>Practise your weekly spellings (page 3).</p>	<p>French: This week we are going to be revisit some of our French learning from the spring term focusing on ‘the date’.</p> <p>Task 1: Watch the following videos. Remember to pause the videos and interact by practising your pronunciation of the French words and joining in with the questions and games. https://www.youtube.com/watch?v=rin94Xp2XQ4 (days of the week) https://www.youtube.com/watch?v=eu_dsGvo_Ac (counting from 0-31) https://www.youtube.com/watch?v=JyROOY4RPJg (months of the year)</p> <p>Can you remember how we write the date? [day of the week] [date] [month] [year] Remember that you don’t need capital letters for days of the week or the months in FRENCH but you DO in ENGLISH! ☺</p> <p>Task 2: Complete the French sheet on page 8 or copy the answers into your book.</p>	
<p>Day 5</p>	<p>Well done Class 4 on reaching the final day of home learning for this week! You have 2 options today: A) Use today as a ‘catch up’ day if you are a little behind with the timetable of learning or B) further your learning by completing the activities outlined below. Have a great day ☺</p> <p>Maths Warmup – ‘Fluent in Five’ (Wk5). Complete Day 5 and record in your book.</p> <p>Today’s task:</p> <p>MyMaths: The Distributive Law. Work through the lesson and complete the online homework. Please remember to show your self-assessment faces ☺</p>	<p>https://www.thenational.academy/year-4/english/news-report-write-a-news-report-year-4-wk3-5 (Start watching from 3.53) Lesson 5 Today’s Task: You are going to write your own news report continuing with the theme of Charlie and the Chocolate Factory. You could use the template below (page 9) or write straight into your book. Good luck news reporters!</p> 	<p>Finishing Time: Please use this afternoon to complete any tasks or unfinished work that you may need to do.</p> <p><i>A HUGE WELL DONE on completing 9 weeks of home learning! You are all fab! Now for a HAPPY HALF TERM! ☺ ☺ ☺</i></p>	

Spellings → This week we are continuing to learn spellings that end with a 'shun' sound but are spelt with the suffix '-ssion'.

You will notice that this weeks '-ssion' spellings have root words that end in 'ss' or 'mit'.

Rules = If the root word ends in 'ss', just add '-ion'. If the root word ends in 'mit', remove the 't' and add the suffix '-ssion'.

Root words ending in 'ss' spellings:

express → expression, profess → profession, discuss → discussion, confess → confession, possess → possession, depress → depression, impress → impression.

Root words ending in 'mit' spellings:

admit → admission, omit → omission, permit → permission, transmit → transmission.

Which spellings should I learn?

Select the words in red from the boxes above;

Groups 1 and 4: 8 spellings and 2 statutory words Group 2: 6 spellings and 2 statutory words Group 3: 4 spellings and 2 statutory words.

Statutory spellings are at the back of your purple spelling homework folder and in the spelling pack provided.

Please complete the table below with your chosen words or write them in your books.

Spelling activity:

Look, Say, Cover, Write and Check.	1	2	3	4

Rainbow Write

First write each word in pencil. Then trace over each word three times. Each time you trace, you must use a DIFFERENT colour crayon. Trace neatly and you will see a rainbow!

Please ask a grown up or older sibling to test you on your weekly spellings and record them in your blue books.

TIMETABLE CLASS 4 WEEK 9

A message from Miss Brown...

Hello Class 4!

I hope that you are all ok? Can you believe it.. this is the 9th week of home learning, which means by the time you reach the end of this week it is HALF TERM!! It has been a pleasure seeing all of the fantastic home learning that you have been completing and I am so impressed at how hard you are working! I have especially enjoyed seeing the many videos that you have shared with me and reading your amazing information texts. It is also lovely to see your super photographs of home learning and other activities which you have been completing.

A big 'thank you' to all of the children who have sent messages in for the class message board. Take a look at our class message board on the Class 4 webpage. I think we can all agree that you have had a lovely time at home and are looking forward to a time when it is safe to return to school and see your friends again. Hopefully that won't be too long away!

As always Class 4... Keep up the great work! Remember that we ask you to try your best and remain positive. Look after yourselves and your family, stay active and keep on smiling! Finally, have a super half term!

Miss Brown ☺



Design a Viking shield

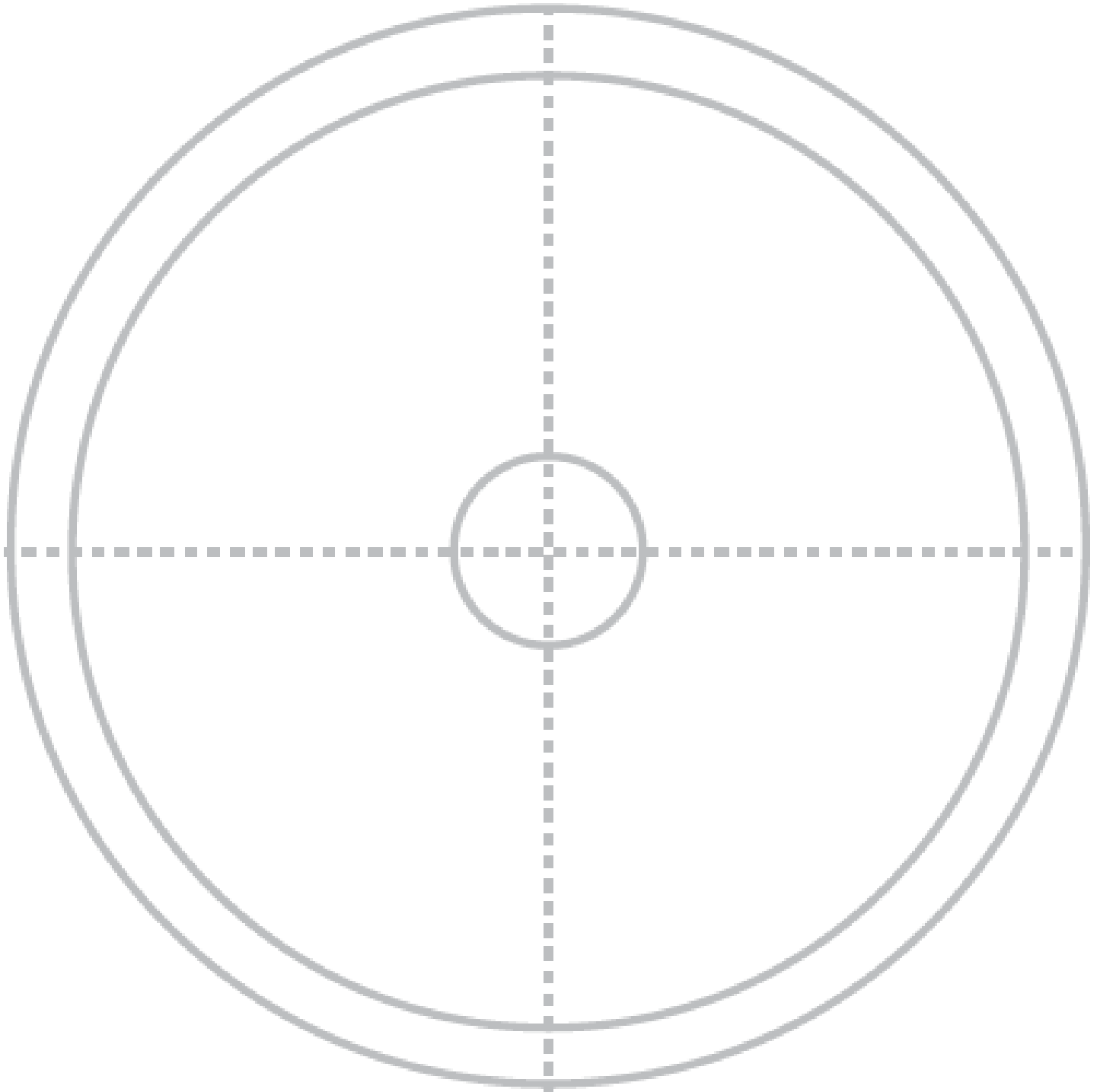
The Vikings used large, round shields to use in battle. They were usually around 80–90cm wide, made from wood and leather with an iron boss in the middle to protect the soldier's hand. The shields were painted in bright colours with different patterns.

Now you can use your geometry skills to design your own Viking shield. Use the template on page 2 to make a symmetrical pattern for your shield. Remember that symmetrical shapes look identical on both sides of the line of symmetry.

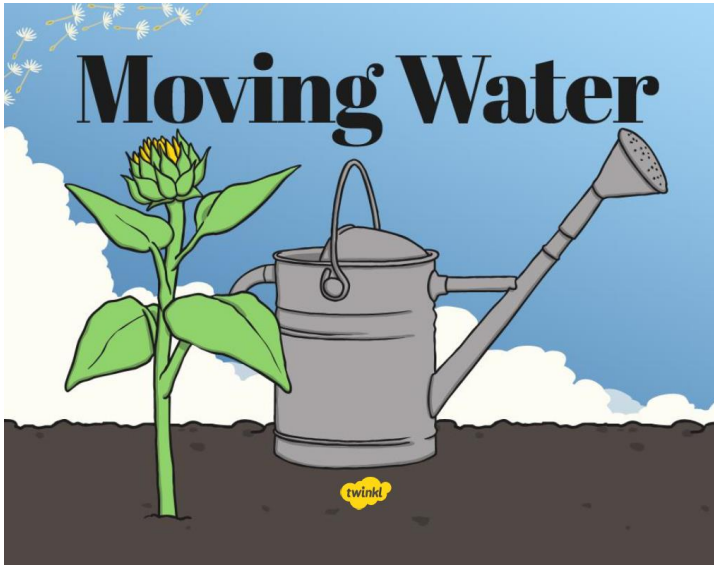
Here are some ideas to help you:



Design a Viking shield



When you have designed your pattern, you can cut out a round piece of cardboard and paint your design on it! You could use kitchen foil to make the boss in the middle of the shield.



Water Transportation

The process of water transportation is the way water moves through a plant.


The roots absorb water from the soil.

The stem transports water to the leaves.

Water evaporates from the leaves.

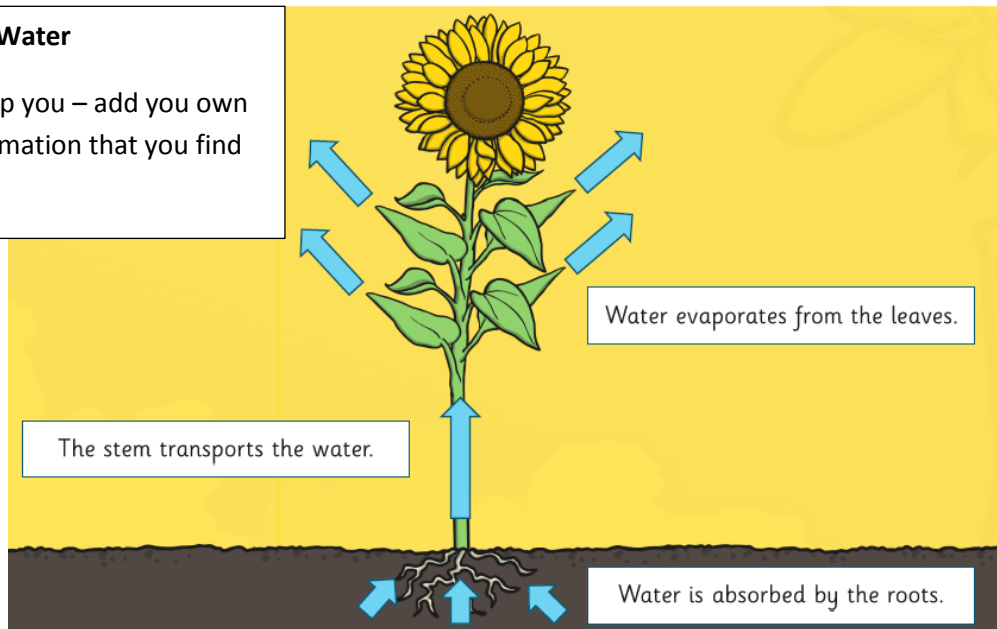
This evaporation causes more water to be sucked up the stem.

The water is sucked up the stem like water being sucked up through a straw.

A sunflower with a yellow head and green leaves is shown growing out of a patch of dark brown soil. Blue dots representing water are shown being absorbed by the roots in the soil.

How Plants Transport Water

Use this diagram to help you – add your own caption and extra information that you find out.



TIMETABLE CLASS 4 WEEK 9

French – Recap of numbers 0-31, days of the week and months of the year.

1. Write today's date:

English: _____

French: _____

2. Now complete the table by writing the following dates:

(For the 'special date' it could be a family member's birthday or the date of a special occasion.)

Special date:	Date in English:	Date in French:
My birthday		

3. Unscramble the months of the year:

Write (in French) the months that I have missed:

	French	English
<i>E.g. ailvr</i>	<i>avril</i>	<i>April</i>
mrsa		
vréierf		
oûta		
teemesprb		
cémebder		

1. _____
2. _____
3. _____
4. _____
5. _____
6. _____

4. Can you find the days of the week in the wordsearch below? In French, write the days of the week in the correct order:

c	s	s	i	d	e	r	c	r	e	m	s
i	d	j	v	i	e	m	y	m	f	z	y
f	d	y	e	x	y	r	i	x	u	x	i
w	x	e	t	u	x	x	d	e	i	f	d
k	d	x	r	z	d	k	r	p	y	c	n
c	i	i	g	d	y	i	a	p	a	y	u
l	b	e	m	k	n	h	m	d	i	i	l
f	v	g	a	a	t	e	d	t	d	q	b
y	y	i	j	w	n	g	v	m	e	j	v
u	i	e	j	n	f	c	k	s	m	q	i
v	y	x	r	e	x	k	h	i	a	r	a
i	p	y	r	y	u	y	r	e	s	g	h

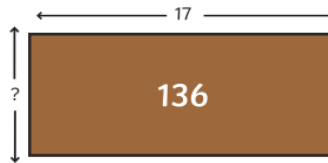
1. _____
2. _____
3. _____
4. _____
5. _____
6. _____
7. _____

Multiplication and Division Challenge Cards



Multiplication and Division

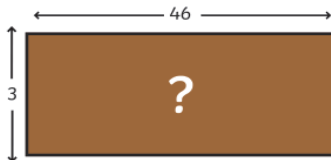
There are 136 pieces in this chocolate bar.
How many rows of chocolate are there?



1

Multiplication and Division

How many pieces are there in this chocolate bar?



2

Multiplication and Division

Nabeel said that the block of flats were 3x taller than the bungalow.

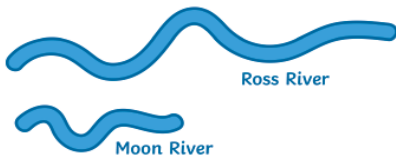


Was he correct?

3

Multiplication and Division

If Ross River is six times longer than the Moon River and Moon River is 12m long, how long is Ross River?



4

Multiplication and Division

What is the missing number in this calculation?

$$\begin{array}{r} 347 \\ \times \quad \quad \quad \square \\ \hline 2776 \\ 35 \end{array}$$

5

Multiplication and Division

What is the missing number in this calculation?

$$\begin{array}{r} 030 \text{ r}4 \\ 9 \overline{) 2^{\square} 4} \end{array}$$

6

Multiplication and Division

Continue this sequence.

126, 117, 108, 99, , ,

7

Multiplication and Division

Continue this sequence.

0, 14, 28, 42, , ,

8

Multiplication and Division

Each multi-pack of crisps contains 3 ready salted, 4 salt and vinegar and 5 cheese and onion flavoured crisps.




How many multi-packs would I need to buy to get 50 packs of salt and vinegar flavour?

9

Multiplication and Division


How many legs would 232 octopuses have? Use the short method of multiplication to work it out.



10

Multiplication and Division

There are 96 legs in the barn. How many cows are there? Use the short method of division to work out your answer.



11

Multiplication and Division

Here is the recipe for 'Jumping Juice':

Makes 3 cups:
250ml orange juice
60ml pineapple juice
40g popping candy
200ml lemonade



How much popping candy would I need to make 12 cups?


12

Age old problems

1. My age this year is a multiple of 8.
Next year it will be a multiple of 7.
How old am I?
2. Last year my age was a square number.
Next year it will be a cube number.
How old am I?
How long must I wait until my age is both a square number and a cube?

Challenge 1


Eric bakes these two trays of muffins.



He eats 2 muffins.
His dad eats 3 muffins.
His sister eats 4 muffins.
How many muffins does he have left?

Challenge 2

Lola buys this key ring.



Her mum gives a quarter of the money.
She pays for the rest herself.
How much does she pay herself?

Challenge 3



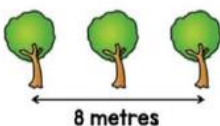
How old is the teacher?

Challenge 4

Ten trees are planted in a row.



The trees are spaced out equally.
The distance between the fourth and sixth tree is 8 metres.



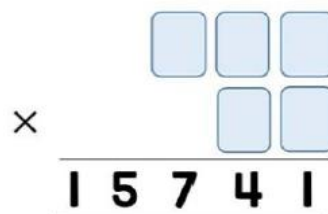
What is the distance between the first and last tree?

Challenge 5

Filip has these five digit cards.



He uses all of the cards to make a three-digit number and a two-digit number.
He multiplies the two numbers together and the answer is **15,741**.



What are the two numbers Filip makes?

Optional – Maths Challenges – ANSWERS

Challenge Cards **Answers**

1. 8
2. 138
3. No, he is incorrect, it is 4 times taller
4. 72km
5. 8
6. 7
7. 90, 81, 72
8. 56, 70, 84
9. 13
10. 1856
11. 24
12. 160g

Age Old Problems *Answers*

1. I am 48 years old (or possibly 104).
2. I am now 26 years old. In 38 years' time, when I am 64, my age will be both a square number and a cube.

Answers

Challenge 1 - 3 muffins

Challenge 2 - 15 pence

Challenge 3 - 24-years-old

Challenge 4 - 36 metres

Challenge 5 - 583 and 27