

Year 5 Mini Project: 'Anywhere Island'

During this project you will:

- develop your problem-solving and creative thinking skills;
- make decisions and choices;
- use a range of geographical skills;
- discuss your opinions on important issues;
- let your imagination run wild and;
- Have fun!



Session 1: The Discovery

Whilst out exploring, you have found an uninhabited, undiscovered island, which you can now claim as your own kingdom!



Where in the World Are You?

So where were you sailing when you made this astonishing discovery?

Where in the world would you like your island to be?

Use atlases, globes or interactive maps on the internet, to decide where you'd like your newly discovered island to be.

- Which sea or ocean does your island lay in?
- Is it in the Southern or Northern Hemisphere?
- Which countries and other islands are closest to it?
 - How close?
- Which Continent may claim it?



X Marks the Spot!

Mark an **x** on your world map to show where your island is located.



Which countries and other islands are closest to it?
How close?

The Location of My Island

e.g.

My island lays just off the west coast of...

To the south of my island is the country of...



It is in the _____
ocean/sea.

Designing Your Island

Now is your chance to design your island.


What will it be called? What geographical features will it have?

Look at these maps for some inspiration...



Your Anywhere Island

Discuss these questions with a partner.



What landmarks have you added to your island?

What are the co-ordinates of a specific landmark?

What is your most southerly landmark?

Can you work out the total area of your island?



Session 2: First Impressions

You are approaching your new kingdom for the first time.

Whereabouts on your island would your boat dock? Which coast is that on?

Close your eyes and imagine...



Use Your Senses



What can you see around you?



What can you smell?



What can you hear?



What can you feel – With your fingers?
Under your feet? Against your cheeks?

How would you actually feel...

a sense of excitement? Nervousness? Accomplishment?

Collect Ambitious Vocabulary

Use the **First Impressions: Use Your Senses Idea Collection Activity Sheet** to write down all the words and phrases you can think of.

Use thesauruses and dictionaries to try and collect rich and ambitious vocabulary.

Share your ideas with someone.



Use Your Ideas!

Now turn your ideas into a passage of descriptive writing about your first impressions of your island.

How could you open your sentences?

Upon first glance...

Above my head...

Everywhere I looked...

With utter jubilation...

Mysteriously...

Under my feet...

As I came into dock...



Picture the Scene!

Read out your description to someone.

If you closed your eyes, could you be there on the island with them?
What is their most ambitious word choice? Why? What does the word mean?



Session 3: Creating a National Identity

Every country in the world has its own distinctive traditions, culture and language. Your island currently has no identity, and now's the time to start creating one.

In this session, you will design a national flag and a national anthem.



National Flags

The national flag of a country can often have a deep meaning and hold symbolic significance for the people of a nation.

Let's test your flag knowledge – can you name the country that these national flags belong to?

Could you guess the meaning behind each one's colours, symbols or shapes?



The National Flag of...

Do you know which country this flag belongs to?

Do you know the meaning behind it?

Brazil



Each colour of the Brazilian flag symbolises something very important to Brazilian culture. The yellow represents the country's gold reserves, the green represents the country's tropical landscape and the blue is a globe with 27 white stars upon it (one for every district in Brazil).

Across the globe, the banner reads 'Ordem E Progresso', which is a Brazilian motto meaning 'Order and Progress'.

The National Flag of...

Do you know which country this flag belongs to?

Do you know the meaning behind it?

Bolivia



Again, the colours of this flag are significant to their people. The red is said to represent their brave soldiers, the green – their fertile land and the yellow – the country's mineral deposits.

The 'coat of arms' in the middle of the flag is the country's national symbol. It contains many other symbolic images, including their national animal (the llama), and laurel leaves to bring peace.

The National Flag of...

Do you know which country this flag belongs to?

Do you know the meaning behind it?

Canada



The red maple leaf has been the national symbol of Canada for over 150 years. For Canadian people, it is a symbol of unity, tolerance and peace.

Red and white are the official colours of Canada, proclaimed by King George V in 1921.

The National Flag of...

Do you know which country this flag belongs to?

Do you know the meaning behind it?

Nigeria



The green stripes of Nigeria's flag represent their lush vegetation and its agriculture industry (that the Nigerians would call their natural wealth).

While the white stripe represents their desire for peace.

A National Anthem

A national anthem is a patriotic song that is officially adopted by a country as an expression of their national identity.



Do you know the national anthem for the country you live in?

National Anthem Lyrics


The lyrics (words) of a national anthem often tell the story of a country's history traditions and sometimes the struggles of its people.

Which country are these national anthem lyrics from?

Lord, God over yonder,
Of all our nations,
Listen to us gently,
With the infinite love,
May the goodness bear fruit;
May your kindness come;
Please give protection to

_____.

New Zealand




National Anthem Lyrics

Which country are these national anthem lyrics from?

What do you think they mean?

Oh, say! Can you see by the dawns early light
What so proudly we hailed at the twilight's last
gleaming;
Whose broad stripes and bright stars,
Through the perilous fight,
O'er the ramparts we watched were so gallantly
streaming?
And the rocket's red glare, the bombs bursting air,
Gave proof through the night that our flag was
still there:
Oh say! Does that star-spangled banner yet wave
O'er the land of the free and the home of the
brave?

**United States
of America**



National Anthem Lyrics

Which country are these national anthem lyrics from?

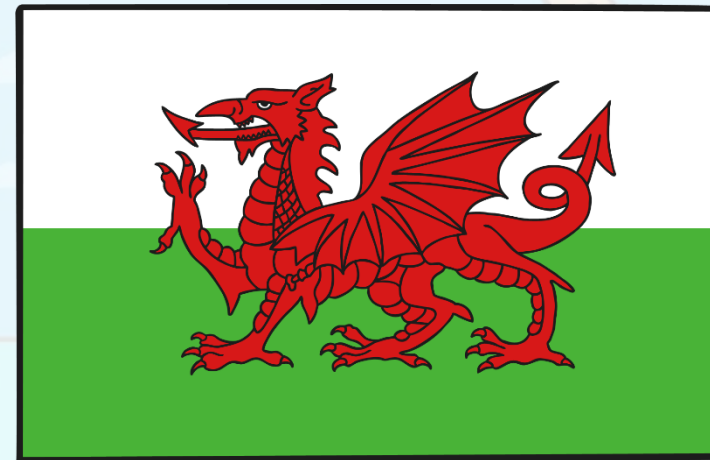
What do you think they mean?

This land of my fathers is dear to me
Land of poets and singers, and people of stature
Her brave warriors, fine patriots
Shed their blood for freedom

*Land! Land! I am true to my land!
As long as the sea serves as a wall for this pure,
dear land
May the language endure forever.*

Old land of the mountains, paradise of the poets,
Every valley, every cliff a beauty guards'
Through love of my country, enchanting voices
will be
Her stream and rivers to me.

Wales



Composing Your National Anthem

You now need to think of some national anthem lyrics to symbolise your island.


They could relate to...

- your island's landscape;
 - your island's history;
 - your island's values or a country motto;
- and/or
- the person who discovered your island... you!



Your Nation's Identity

Creating a National Identity



The Story behind my national flag...



Can you create lyrics for your national


Reflection

Reflection Questions

- How did you design your flag? Why?
- What do the colours represent on your flag?
- Who would like to share their national anthem?
- What specific words have you used in your song? Why?

Session 4: Stop the Press!

David Attenborough and his Natural World film crew are on their way to your island... a new species of animal has just been found there!




Animal Classification

What is it that has been found?

Is it a vertebrate or invertebrate? Can you remember what these terms mean?

How are vertebrates classified further?



Weird and Wonderful Species

On the next few slides, we'll look at some of the weirdest species of animal that have been found all over the world...

Do any of them have similar characteristics to the discovery on your island?



Weird and Wonderful Species

Pink Fairy Armadillo

The pink fairy armadillo is the smallest species of armadillo – a mammal with a bony shell armour. They are usually found in the sandy plains, dunes and grasslands of Argentina. The species have small eyes, silky yellowish white fur, and a flexible shell that is solely attached to its body by a thin membrane. This unusual creature is nocturnal and has solitary habits, preferring to live alone. Its diet is mainly composed of insects, worms, snails and various plants.

Weird and Wonderful Species

Axolotl

Axolotls are a type of amphibian salamander. They can only be found in Lake Xochimilco, near Mexico City. Unlike other amphibians, axolotls spend their entire life in the water. This unique-looking animal is listed as critically endangered. Their body can be black, mottled brown, albino (without any pigment) or white. Axolotls look like a tadpole with limbs, a dorsal fin and a pair of gills. Unusually, they do not have eyelids! They are carnivores (meat-eaters) and like to eat molluscs, crustaceans and small fish.

Weird and Wonderful Species

Tarsier

Tarsiers are a type of mammal primate. They have enormous eyes and long feet. Their feet have extremely elongated tarsus bones, which is how they got their name. They are insectivores and catch insects by jumping at them. They are mainly found in the forests of the south-east Asian islands of the Philippines, Malaysia and Indonesia.

All tarsier species are nocturnal and they are extremely shy animals.

Weird and Wonderful Species

Kakapo

The kakapo is a nocturnal parrot that has evolved to be flightless due to the absence of predators in its New Zealand habitat. Due mainly to hunting, it is now almost extinct and survives only on three small, intensively managed islands. Dedicated conservation efforts have seen their population increase slowly to just 125 individual birds on the whole planet. The species are the heaviest parrot in the world and they have a very long life expectancy – living up to 90 years. The kakapo has a herbivorous diet, eating seeds, nuts, fruits, berries and flowers.

Weird and Wonderful Species

Blobfish

Blobfish get their name from their soft fleshly body which lacks muscle or much of a skeleton, making them very floppy when they are taken out of water. They live at such deep depths in the waters off the coasts of Australia and New Zealand (up to 600 and 1200 metres below the water surface) that they don't have the normal air bladder that most fish use to move up and down. If they did, the air bladder would explode because of the extreme water pressure their bodies incur. Blobfish have very large mouths that they use to catch crustaceans as they swim slowly along the floor of the ocean.

Weird and Wonderful Species

Leaf-Nosed Snake

The leaf-nosed snake is native to the island of Madagascar and is found in deciduous dry forests and rainforests. This species has a long tapering snout hence their name. They are unusually rear-fanged and a bite from one would cause severe pain in humans but would not be deadly. They are known to be an ambush predator as their colouration and body shape, which mimic twigs, give it camouflage. They are carnivores and often eat lizards and frogs.

Design Your New Species

Create a fact file for the new species that has been discovered.

New Species Fact File

Draw and label the new species here:	Discuss the main characteristics of the animal (its habitat, diet, predators, animal classification etc)

twinkl Page 1 of 1 twinkl.co.uk


Questions

- Which animal group does it belong to?
- What does its diet consist of?
- What are its predators?
- What is its natural habitat?
- What makes it unique?
- What does it look like?
- What will you name it?

Reflection

What is your new species called?

What are its main characteristics?



Session 5: Developing a Tourism Industry

Now you've created your own island, you need people to visit in order to bring money in. This is called developing a 'tourism industry'.

Questions

- Why would tourists want to visit your island?
- What unique features does it have?
- What sights could they see?
- What activities could they participate in?

Persuasive Holiday Brochure

Your last job is to create a persuasive holiday brochure to encourage visitors to your island.

What features and persuasive devices can you find in the tourist brochures on your desk?

Discuss them with a partner.



What a Successful Brochure Looks Like...

What features can you spot in this travel brochure?

Beautiful images

Exciting/emotive

Flattering descriptions

Present tense

Directive language

Summer in Yorkshire It's Cycling Heaven

Are you mad about cycling and looking for something different this summer?

Come to Yorkshire this summer for Le Tour Yorkshire and you will also get beautiful beaches, wild wilderness, magnificent history and stunning cities.

York, Leeds and Sheffield

If you love city life, come and stay in one of these great cities and soak up the atmosphere of Le Tour! There are museums, minsters and lots of great shops.



Wild Wilderness

As Le Tour winds its way up through the stunning Yorkshire moorlands, you can camp under the stars at one of the peaceful campsites along the route.

Rhetorical questions

Personal pronouns

Informal language

Repetition

Clear presentation

Persuasive Writing Checklist

- Use this persuasive writing checklist as you create your brochure.
- Tick off the features as you use them.
- You may want to use the holiday brochure template or you may wish to design the layout of the brochure yourself.



Persuasive Brochure Checklist

Feature	Examples	Tick
Beautiful images	A beach, mountains or beautiful buildings.	
Exciting/emotive	<i>Come and see the stunning moorland, it will leave you breathless.</i>	
Flattering descriptions	<i>The crystal clear water reflects the mountains like a mirror.</i>	
Present tense	<i>The winding streets lead to an 18th century church.</i>	
Directive language	<i>Come and experience the famous autumn colours first-hand.</i>	
Rhetorical questions	<i>There are amazing views from the top of the mountain, can you face the challenge of getting to the top?</i>	
Personal pronouns	'We', 'us' and 'you'.	
Informal language	<i>If you like parties, this is the place for you.</i>	
Repetition	<i>The weather here is hot, hot, hot!</i>	
Clear presentation	Headings, sub-headings, paragraphs, maps and photographs.	

Have You Produced a Successful Brochure?

Share your brochure with someone at home and with me via the class email.

Would we be persuaded to visit your island? Why?

What features have you used to convince us?