
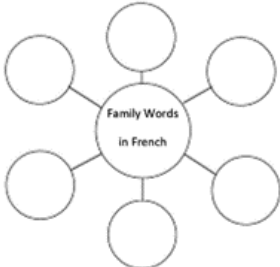




Dear Class 5,

This is the final week of term. It has been a very different experience but one that I have tried to enjoy. I have thoroughly enjoyed meeting those of you who joined our Zoom meetings and those who I've met in school. I have tried to plan learning activities that are both educational, interesting and enjoyable. If you have managed to keep up with your learning you have set yourself up ready for your next experience – Year 6! Over the summer break, please try and continue with your reading and learn you times table completely off by heart! I've really missed you all and I hope that our return in September will be successful and rewarding. Have a great summer break everyone – relax and enjoy yourselves. Stay safe and stay alert. Mr C x

0900-0935				
STAYING ACTIVE AS A FAMILY AT HOME! Please see the SASP website below to find out more. There are PE links to other subjects too. Have a go! https://www.sasp.co.uk/home-family-activities				
	Maths	English and MFL (French)	Other	On-going
	Focus: Shape and Flashback revision (60 MINS)	Focus: Reading biography and creative writing 'Much Better Now' from Literacy Shed	Focus: Science 'The Circulatory System' and Geography 'Anywhere Island'	
Day 1	<p>Challenge: Please go to the Class 5 page of the school website and download/open the document called 'Class 5 Flashback 4 week of 13.7.20'. Complete day 1, slide 1. Check the answers by using the document 'Class 5 Flashback 4 week of 13.07.20 ANSWERS'. Don't forget to name the shape shown too.</p> <p>MAIN Oak National Academy https://classroom.thenational.academy/schedule-by-year/year-5</p> <p style="text-align: center;">FOCUS: 2D SHAPE WEEK 9 (w/c 22nd JUNE) MONDAY</p> <p>I'm sure you know the routine by now. Please work your way through the lessons from Monday – Friday each day this week.</p> <p>I have chosen to use Oak National Academy this week as I feel the content is much more detailed and in line with Year 5 AND Year 6 expectations.</p> <p>Thanks everyone – keep it going!</p>	<p>English - Writing This week we will be using a video called 'Much better now', which is about an adventurous bookmark. Watch the video called 'Much better now' on the Literacy Shed using the following link: https://www.literacyshed.com/much-better-now.html When you are watching the video, I would like you to think about how the scene is set at the beginning of the video. Watch up to 1 minute 10 seconds and pause the video. Make notes about the scene you see. Write down some adjectives to describe it. Your task is to write a short paragraph of description, setting the scene in the first 1 minute and 10 seconds of the video. I have started a paragraph below, you can use it to support your writing, or come up with your own ideas. <i>The room had an old desk in the corner, untouched and unloved. Light slithered through the broken blinds and a dusty lamp made a dull shadow on the wall. Upon the desk...</i></p>  <p>MFL: French (Listen and Repeat with Alexa) Focus: Family Words in French – Part 1 Please learn from Alexa at the webpage below: https://www.youtube.com/watch?v=L5-3kpXaEi4</p> <p>Activity 1: Create a single bubble thinking map to record the French words you have been taught today. You could draw pictures of family members too. Activity 2: Write 3 sentences about your family in the way Alexa showed you. Use 'Google Translate' to check your sentences.</p> 	<p>Anywhere Island Session 1: The Discovery After lockdown where would you like to be? Your own island perhaps? Somewhere hot with beautiful blue sea? Or perhaps somewhere colder with wonderful forests and plants and an abundance of wildlife? Please go to the Class 5 page of the school website and download/view the slideshow 'Class 5 Anywhere Island week of 13.07.20'. Please read the initial information and then 'Session 1' (slides 2-6) Now scroll down to the bottom of this timetable to find 'My Island' sheet. Use this to complete the activities from the slideshow. The squared grid is for your island design. Each square has an area of 1km².</p> <p>Science Activity 1 Focus: What is the circulatory system? Please watch the BBC bitesize videos found at: https://www.bbc.co.uk/bitesize/topics/zwdr6yc/articles/zs8f8mn Activity 2 and 3 Play 'Fill in the gaps' and take the quiz to test your knowledge.</p>	<p>Reading from your own book aloud to an adult or older sibling (everyday 15mins)</p> <p>Practice your times tables (10 minutes)</p> <p>Practice your new skill (20 minutes)</p> <p>Practice your spellings for the week (5 minutes)</p> <p>Contact a friend or relative and have a good chat!</p>

<p>Day 2</p>	<p>Challenge: Please go to the Class 5 page of the school website and download/open the document called 'Class 5 Flashback 4 week of 06.7.20'. Complete day 2, slide 2. Check the answers by using slide 7. Don't forget to name the shape shown too.</p> <p>MAIN Oak National Academy https://classroom.thenational.academy/schedule-by-year/year-5</p> <p>FOCUS: 2D SHAPE WEEK 9 (w/c 22nd JUNE) TUESDAY</p> <p>I'm sure you know the routine by now. Please work your way through the lessons from Monday – Friday each day this week.</p>	<p>English – Writing Today I would like you to think about the video from Bookmark's point of view. Watch the video again and focus on what happens to Bookmark. Your task is to write a diary entry as Bookmark thinking about the day's experiences. I want it in first person with an appropriate level of formality. You will need to think about: How bored Bookmark was before the book opens. How excited Bookmark is to go surfing, especially after reading all about it in the book. How difficult it is and how Bookmark was thrown from the surfboard a few times. Finally, how it was an amazing day as Bookmark succeeded at surfing in the end and now wants to open other books for more adventures. Bookmark can be a male or female character and you can use the name Bookmark or come up with your own.</p>  <p>I have started a diary entry below. You can use this to support your writing, or come up with your own ideas.</p> <p><i>Dear Dairy,</i> <i>Today has been the best day of my life! It all started this morning, the same as every other morning over the last 2 years, I woke up trapped inside the surfing book – I must have read pages 88 and 89 a million times! Today was different, however. At about 10 o'clock in the morning, a gust of wind blew the window open and the book knocked down, releasing me. It took ages for my legs to work; I staggered around trying to remember how to walk!</i></p>	<p>Anywhere Island Session 2 - 'First Impressions' What is your island like? Where have you chosen to be your ideal place? What is on your island? What can you see? Start using your senses. Have a read of slides 7 – 11 from the slideshow you looked at yesterday. Now scroll down to the page at the bottom of this timetable called 'Use Your Senses Vocabulary Collection'. Use this to complete the objectives and paragraph of descriptive writing for the session. Make us all believe we could be there!</p> <p>Science Activity 1 Focus: What is in your blood? Please watch the BBC bitesize videos found at: https://www.bbc.co.uk/bitesize/topics/zwdr6yc/articles/zqv4cw</p> <p>Activity 2 and 3 Play 'Fill in the gaps' and take the quiz to test your knowledge.</p>	<p>Reading (everyday 15mins)</p> <p>Practice your times tables (10 minutes)</p> <p>Practice your spellings for the week (5 minutes)</p> <p>Practice your new skill (20 minutes)</p> <p>Contact a different friend or relative and have a good chat!</p>
---------------------	---	--	---	--

<p>Day 3</p>	<p>Challenge: Please go to the Class 5 page of the school website and download/open the document called 'Class 5 Flashback 4 week of 06.7.20'. Complete day 3, slide 3. Check the answers by using slide 8. Don't forget to name the shape shown too.</p> <p><u>MAIN – WEDNESDAY</u></p> <p><u>Oak National Academy</u></p> <p>https://classroom.thenational.academy/schedule-by-year/year-5</p> <p>FOCUS: 2D SHAPE WEEK 9 (w/c 22nd JUNE) WEDNESDAY</p> <p>I'm sure you know the routine by now. Please work your way through the lessons from Monday – Friday each day this week.</p>	<p>English - Writing In today's session, we are going to focus on the end of the video when Bookmark discovers all of the other books.</p> <p>Watch the video again and focus on the last scene in which Bookmark is surveying all of the other books in the room.</p> <p>Your task for today and tomorrow is to write a sequel to his first adventure. This short adventure story should take place in another book in the room.</p>  <p>Today I would like you to plan the adventure. You will need to think about:</p> <ul style="list-style-type: none"> • How Bookmark opens or falls into another book. Maybe there is an open book on the floor beneath Bookmark or another gust of wind blows open another book or even Bookmark pushes a book over! • What is the topic of the book? It could be about jungles, aeroplanes, pirates – there are so many topics to choose from. Remember to write about what you know. • Will you write this short narrative in first or third person? <p>I would like the narrative to have: a beginning – how Bookmark gets into the book a middle – the adventure Bookmark has in the book an end – how Bookmark gets out of the book</p> <p>Once you have planned these ideas I would suggest starting your writing today and finishing it tomorrow.</p>	<p><u>Anywhere Island</u> <u>Session 3: Creating a National Identity</u></p> <p>For this session please return to the slideshow on the class page of the school website. Please read slides 12-24. In this session you have to be thoughtful and creative.</p> <p>Think carefully about the lyrics to your National Anthem as they will be sung by your islanders for years to come.</p> <p>The page below the timetable called 'Creating a National Identity' might help to record your flag design and lyrics to your anthem.</p> <p>Some of you may have the skills to actually compose a piece of music on the piano, keyboard or clarinet. You could sing the anthem too. If you can, film it and send it to me – I would love to see/hear it.</p> <p><u>Science</u> <u>Activity 1</u> <u>Focus: What are the blood vessels? Video and quiz</u> https://www.bbc.co.uk/bitesize/topics/zwdr6yc/articles/zw8xb82 <u>Activity 2</u> <u>Focus: How does your heart work? Video, fill the gaps and quiz</u> https://www.bbc.co.uk/bitesize/topics/zwdr6yc/articles/ztg6gdm</p>	<p>Reading (everyday 15mins)</p> <p>Practice your times tables (10 minutes)</p> <p>Practice your spellings for the week (5 minutes)</p> <p>Practice your new skill (20 minutes)</p> <p>Contact a friend or relative and have a good chat!</p>
---------------------	---	---	---	--

<p>Day 4</p>	<p>Challenge: Please go to the Class 5 page of the school website and download/open the document called 'Class 5 Flashback 4 week of 06.7.20'. Complete day 4, slide 4. Check the answers by using slide 9. Don't forget to name the shape shown too.</p> <p>MAIN – THURSDAY</p> <p><u>Oak National Academy</u></p> <p>https://classroom.thenational.academy/schedule-by-year/year-5</p> <p>FOCUS: 2D SHAPE WEEK 9 (w/c 22nd JUNE)</p> <p>I'm sure you know the routine by now. Please work your way through the lessons from Monday – Friday each day this week.</p>	<p>English</p> <p>Today I would like you to continue to write your narrative about Bookmark's adventure in another book.</p> <p>Remember I would like it to be a short adventure story, so be careful that you don't end up writing pages and pages!</p> <p>When you have finished, please go back through and edit your work. If you have time, you can draw a picture of Bookmark on the adventure you have written about.</p> <p>I would very much like to read your stories, so, if you have time, please email them to me class5.sch233@educ.somerset.gov.uk .</p>	<p>Anywhere Island Session 4: 'Stop the Press' Animal Classification and design What have you found? A new species of animal? David Attenborough's on his way!</p> <p>Please go back to the slideshow and read the slides 25-35.</p> <p>Use the resource page below 'New Species Fact File' to help with your animal design and its characteristics.</p> <p>Science Activity 1: Focus: Scientific Investigation Heart rate investigation Following on from the work this week, I would like you to carry out a heart rate investigation. Go to Class 5's page of the school website: https://www.milvertonprimary.co.uk/classes/class-5 and download the document called 'Class 5 Heart Rate Investigation w/c 13.07.20' Follow the instructions and record your heart rate when carrying out each of the exercises. You can record your results in your book or from slide 9 of the document. When you have finished this, you can record your results as a bar chart in your books, on squared paper or on the graph next to the Heart rate recording sheet on slide 9. Then have a think about the reliability of the investigation you have carried out.</p>	<p>Reading (everyday 15mins)</p> <p>Practice your times tables (10 minutes)</p> <p>Practice your spellings for the week (5 minutes)</p> <p>Practice your new skill (20 minutes)</p> <p>Contact a friend or relative and have a good chat!</p>
---------------------	--	--	--	--

Day 5

Challenge:

Please go to the Class 5 page of the school website and download/open the document called 'Class 5 Flashback 4 week of 06.7.20'. Complete day 5, slide 5. Check the answers by using slide 10. Don't forget to name the shape shown too.

MAIN - FRIDAY

Oak National Academy

<https://classroom.thenational.academy/schedule-by-year/year-5>

FOCUS: 2D SHAPE
WEEK 9 (w/c 22nd JUNE)

I'm sure you know the routine by now. Please work your way through the lessons from Monday – Friday each day this week.

English Part 1

Spelling Test

English Part 2

Anywhere Island

Developing a Tourism Industry

You need to share your island with others in order to create some income for your island. Tourism is definitely the way forward.

For the last time, please return to the slideshow for 'Anywhere Island'

Please read the requirements for Session 5 on slides 36-40.

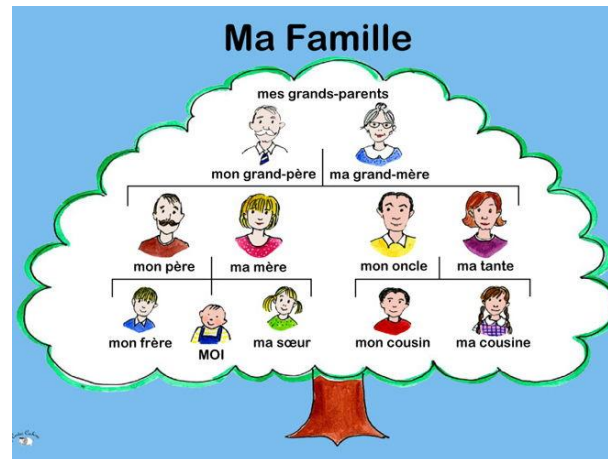
Below the timetable you will find some resource pages that will help you with the session (a checklist and a brochure template). Please feel free to use Publisher or Word or create your own template.

MFL: French (Listen and repeat with Alexa)

Focus: Family Words Part 2

<https://www.youtube.com/watch?v=1wAiFabg8ew>

Ask your parents/carers first, and if you would like to, make your own family tree using the French words that you have learnt this week. There is an example below to help you if you need it. Try and do as much as you can with just your learning and your notes from the lessons. Go as far back as your grandparents if you can – further if you want to. You can name them in English (e.g. Uncle Matt) but use the French for 'my uncle'.



CATCH UP TIME

Use this time to catch up with anything you need to complete.

Reading (15 minutes)

Practice your times tables (10 minutes)

Spelling test (5 minutes)

Contact a friend or relative and have a good chat!


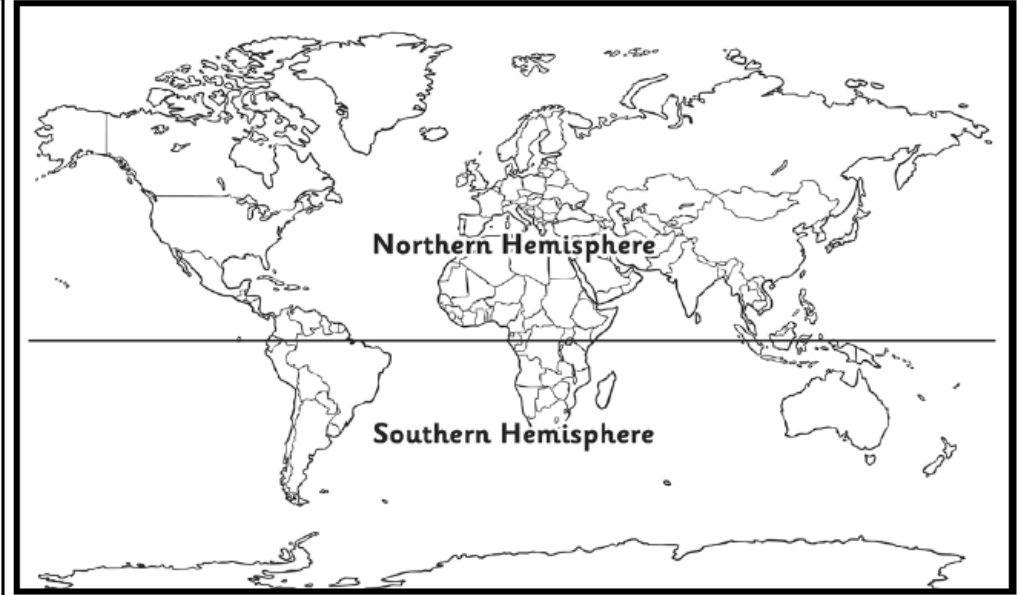
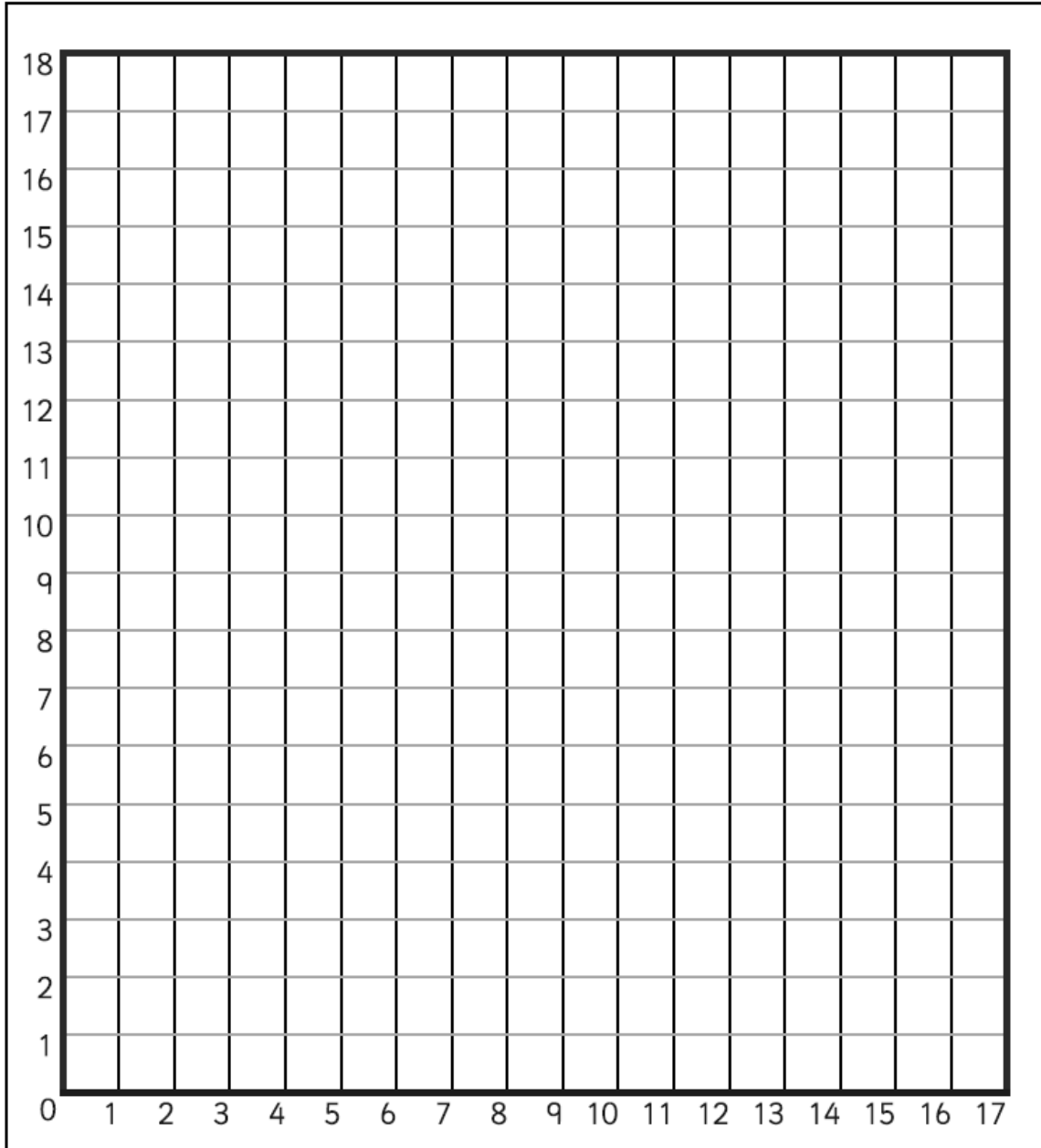
SPELLING: Year 5 Spellings Week Beginning 13th July, 2020

L.O. Prefix 'extra-' meaning beyond, outside and more than, and 'hyper-' meaning over, more and beyond.

Words in green are for children who usually have less spellings to learn.

	Monday	Tuesday	Wednesday	Thursday	Friday
<i>extra</i>					
<i>extraordinary</i>					
<i>extraordinarily</i>					
<i>extravagance</i>					
<i>extrasensory</i>					
<i>hyperlink</i>					
<i>hypertext</i>					
<i>hyperspace</i>					
<i>hypersonic</i>					
<i>hyperactive</i>					
<i>hypermarket</i>					

My Island: _____




Use Your Senses Vocabulary Collection

I can see...

I can feel...

I can hear...




I can smell...

I am feeling...

Creating a National Identity



The story behind my national flag...



Can you create lyrics for your national anthem?

New Species Fact File


Draw and label the new species here:

Discuss the main characteristics of the animal (its habitat, diet, predators, animal classification etc).

Persuasive Brochure Checklist

Feature	Examples	Tick
Beautiful images	A beach, mountains or beautiful buildings.	
Exciting/emotive	<i>Come and see the stunning moorland, it will leave you breathless.</i>	
Flattering descriptions	<i>The crystal clear water reflects the mountains like a mirror.</i>	
Present tense	<i>The winding streets lead to an 18th century church.</i>	
Directive language	<i>Come and experience the famous autumn colours first-hand.</i>	
Rhetorical questions	<i>There are amazing views from the top of the mountain, can you face the challenge of getting to the top?</i>	
Personal pronouns	'We', 'us' and 'you'.	
Informal language	<i>If you like parties, this is the place for you.</i>	
Repetition	<i>The weather here is hot, hot, hot!</i>	
Clear presentation	Headings, sub-headings, paragraphs, maps and photographs.	

Where to Go



Things to See and Do



Holiday Brochure

