







CLASS R TIMETABLE

Week beginning 11.05.20

Hello Class R! I hope you had a lovely Bank Holiday weekend and did something special to recognise VE day. I did a special quiz with my family on Zoom and ate some yummy cake! Thank you again for your photos of your super learning; I love to see what you have been doing at home. Keep them coming! From Mrs Smith 😊

	Maths: 20 minutes	Literacy: 20 minutes	Other	Ongoing
	Start this week's activities by watching the video of Ms Barlow reading 'The Giant Jam Sandwich' or by reading the story together at home. https://youtu.be/MLxgNdanwPE			Please see the list below the timetable for more ideas to help practise reading, phonics and maths.
Day 1	<p>On the Class R webpage, you will find some flashcards with wasps on. Have a look at them.</p> <p>What can you see? Count the wasps on the cards and then say the number sentence that goes with it. E.g. 'I can see 6 and 4. 6 and 4 more makes 10.'</p> <p>Challenge: Write them in your book using the symbols + and =. Can you make any using - ?</p>	<p>In the story, the villagers made a giant jam sandwich to help catch the wasps, so today, have a go at making your own sandwich! You could make a jam one or choose a different flavour if you'd prefer.</p> <p>Make sure that you take photos or draw pictures of each stage of making your sandwich, as you will need them for your activity tomorrow.</p>	<p>Construction: Have a go at building a giant oven out of Lego or junk-modelling, like the oven in our story.</p> <p>You could follow this video to inspire you: https://www.bbc.co.uk/cbeebies/makes/junk-rescue-makes-cardboard-box</p> 	<p>Reading: 10 mins</p> <p>Phonics: Practise reading and writing these words: fish, chip, ring, thin, plus alien word: vor</p> <p>Number: Look around your house – can you spot the number 10 anywhere?</p>
Day 2	<p>There were 4 million wasps in Itching Down! How high can you count? Practise counting with our 'Big Numbers Song' and see if you can spot when it gets to 1 million.</p>  <p>https://www.youtube.com/watch?v=e0dJWfQHF8Y&list=RDe0dJWfQHF8Y&start_radio=1</p>	<p>Using your photos or pictures from yesterday to remind you, have a go at writing your own instructions on how to make a sandwich.</p> <p>Don't forget to add numbers for each instruction, capital letters, full stops and finger spaces!</p>	<p>Explorers: There are lots of different vehicles in our story. On your walk today, play bingo and see how many of the different vehicles you can spot, using the bingo sheet at the bottom of this document.</p> <p>If you are not going out today, have a look out of your window instead.</p> <p>Can you spot any other vehicles that are not in our story?</p>	<p>Reading: 10 mins</p> <p>Phonics: Practise reading and writing these words: ship, chin, sing, thick plus alien word: ob</p> <p>Number: Look around your house – can you spot the number 11 anywhere?</p>

<p>Day 3</p>	<p>These questions are all about taking away. Use objects or draw pictures to help you find the answer to these problems.</p> <p>There were 10 wasps and 3 flew away. How many were left?</p> <p>There were 8 wasps and 4 flew away, how many were left?</p> <p>There were 12 wasps and 5 flew away. How many were left?</p>	<p>Jam begins with the letter 'j'. How many things can you find in your house or think of that start with 'j'?</p> <p>See if you can write them down in your book.</p> <p>Now can you think of anything that rhymes with jam?</p>	<p>PSHE: Lay the table for your family, making sure that everyone has the right cutlery and drink. You could make place cards or table mats to make the table extra special!</p> 	<p>Reading: 10 mins</p> <p>Phonics: Practise reading and writing these words: dish, chop, bang, moth plus alien word: blurg</p> <p>Number: Look around your house – can you spot the number 12 anywhere?</p>
<p>Day 4</p>	<p>Set up a pretend picnic for you and a toy, with 2 plates and 10 items.</p> <p>How are you going to share your food? Can you make sure that you and your toy have the same number of items? Count carefully to check.</p> <p>Add in another toy. How will you share things for your picnic now, so that you all have the same number of items? Will there be anything left over?</p>	<p>In our story, the villagers had a picnic full of lots of delicious food. What would you take on a picnic, if you were having one?</p>  <p>Draw your picnic on a paper plate or a circle of paper.</p> <p>You could find the food in magazines. Label your picnic and tell me how much of each food you would have. You can be as silly as you like!</p>	<p>Dance: There was lots of dancing and music at the party at the end of the story. Choose some of your favourite music and make up your own dance to it. You could perform it for your family.</p>	<p>Reading: 10 mins</p> <p>Phonics: Practise reading and writing these words: shop, chat, wing, bath plus alien word: snark</p> <p>Number: Look around your house – can you spot the number 13 anywhere?</p>
<p>Day 5</p>	<p>If you need to, use today to have a 'catch-up day' to finish off any of the activities that you have not managed to do so far this week.</p> <p>If you have finished everything, you could have a go at this challenge today: Have a real picnic today! Pack your bag with everything you need. Do you have a tablecloth like the characters? Perhaps you could make one by sewing or paper weaving? You could have a picnic lunch in your garden, or even in your living room! You could build a den to have your picnic in and share it with your toys or family. What food will you take? Maybe you could make something to take with you, like little cakes or mini pizzas. Perhaps you could take your favourite story book with you and enjoy reading it after you've finished your picnic. I'd love to see some pictures of your picnic fun!</p>			

If you do not have a school writing book to record work in, please use any paper that you have available at home.

Other helpful links and ideas:

Maths	Phonics & Reading	PE	Other
<p>Practise counting and number facts with the Numberblocks. https://www.bbc.co.uk/cbeebies/shows/numberblocks</p>	<p>Letters and Sound Lessons, ideal if a refresh is needed on digraphs. https://www.youtube.com/channel/UCP_FbjYUP_UtldV2K_-niWw</p>	<p>Joe Wicks Home Workouts https://www.youtube.com/user/theboodycoach1</p>	<p>Art and Craft challenges – a new one set every week. http://www.containsart.co.uk/homeEd.html</p>
<p>Play a game to practise ordering numerals and counting. https://www.bbc.co.uk/bitesize/topics/zjkphbk/articles/zd4b382</p>	<p>BBC Bitesize is great to practise phonic sounds you find difficult https://www.bbc.co.uk/bitesize/topics/zvq9bdm</p>	<p>Oti Mabuse Dance routines, including Moana and Frozen https://www.youtube.com/user/mose_tsanagape</p>	<p>Lots of ideas for getting crafty! https://www.bbc.co.uk/cbeebies/makes</p>
<p>More maths ideas and challenges https://whiterosemaths.com/homelearning/early-years/</p>	<p>Access to online books if you have finished the school ones. https://www.oxfordowl.co.uk/for-home/</p>	<p>Themed yoga, including Pokemon, Frozen and Trolls https://www.youtube.com/user/CosmicKidsYoga</p>	<p>Parents can subscribe for free to access science, art, maths, phonic activities and much more. https://www.twinkl.co.uk/</p>
	<p>https://www.phonicsplay.co.uk/ to play a game to help practise your phonics – aim for Phases 2, 3 and 4.</p>	<p>Try the SASP Active May challenges https://www.sasp.co.uk/uploads/maychallenge.pdf</p>	<p>Have a singalong at home or learn a new song. https://www.singup.org/singupathome/songs-for-learning/4-7</p>
	<p>Reading games and books can be accessed at https://www.teachyourmonstertoread.com/</p>		<p>The CBeebies Go Explore app has lots of great activities covering all areas of the EYFS. https://www.bbc.co.uk/cbeebies/watch/cbeebies-go-explore-app</p>
	<p>More books at https://www.getepic.com/</p>		

helicopter



tractor



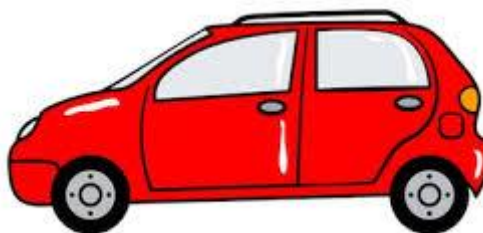
horse



bus



car



shutterstock.com • 566814880

truck

