










CLASS R TIMETABLE
Week beginning 15.06.20

Dear Class R,
 This week we will be becoming authors and writing our own stories! I can't wait to see your super writing as I know you have all been working so hard at school and at home. I hope you have a great week.
 From Mrs Smith and the Class R team ☺

	Maths: 20 minutes	Literacy: 20 minutes	Other	Ongoing
	Start this week's activities by watching the video of Mr Stead telling the story of 'The Three Billy Goat's Gruff' or reading the story together at home or in class. https://youtu.be/TxltSsY8y0o 			<u>Don't forget to look at the table below for extra ideas for all areas of the curriculum</u>
Day 1 (For children at home)	<p><u>Part-Part Whole - Addition</u> Before you watch today's video, make sure that you have these resources ready:</p> <p>Pencil, paper and a part-part whole diagram (example at the bottom of this document) and some lego characters (or similar)</p> <p>https://youtu.be/WdZUg6qYhnl</p>	<p><u>Story Mapping</u> Before you watch today's video, make sure that you have these resources ready:</p> <p>Pencil and paper</p> <p>https://youtu.be/CGKym5Mm6l8</p>	<p>Challenge 11: Read a wild book</p> <p>Find a book about wild creatures, or choose your favourite animal story. If the weather is nice, read it outside, or make a cosy den to enjoy your story inside.</p> 	<p>Reading: 10 mins</p> <p>Handwriting: practise m & h with Mrs Smith using: https://youtu.be/ZohrNI7Qc7s</p> <p>PE: Play musical statues! Choose your favourite music. Can you find a different way to balance each time the music stops?</p>
Day 2 (For children at home)	<p><u>Part-Part Whole - Subtraction</u> Before you watch today's video, make sure that you have these resources ready:</p> <p>Pencil, paper and a part-part whole diagram (example at the bottom of this document) and some lego characters (or similar)</p> <p>https://youtu.be/Dqr8iuiik04</p>	<p><u>Character Description</u> Before you watch today's video, make sure that you have these resources ready:</p> <p>Pencil and paper</p> <p>https://youtu.be/LEwKMe8TC6c</p>	<p>Challenge 12: Thread a daisy chain</p> <p>Pick some daisies and see if you can thread them to make a daisy chain. If you can't find any, you could use dandelions or fallen leaves and string instead.</p> 	<p>Reading: 10 mins</p> <p>Handwriting: practise b with Mrs Smith using: https://youtu.be/GeUdcDmhIVg</p> <p>PE: Practise catching and throwing. If you don't have a ball or can't get outside, you could use a balloon or rolled up socks! See how many times you can catch and throw without dropping it.</p>

<p>Day 3</p>	<p>The naughty troll wants the goats to pay to cross the bridge! He wants each goat to pay a different amount. Can you find a way to use coins to make these totals?</p> <p>Goat 1: 6p Goat 2: 10p Goat 3: 20p</p> 	<p>Story Writing</p> <p>Now it's time for us to start writing our own version of 'The 3 Billy Goat's Gruff'. You have two sessions to do this, so take a break if you need to. You can write it completely independently, or use the writing frame at the bottom of this document to help you.</p> <p>You can be as creative as you like! You can change the characters and setting of your story, or use the ones we have already looked at.</p> <ul style="list-style-type: none"> - Think about how you are going to start your story. - Who are your characters and what do they look like? - What happens at the beginning, middle and end? - How will you finish your story?  <p>Don't forget capital letters, full stops and finger spaces! 😊</p>	<p>Challenge 13: Make a picnic for the birds</p> <p>Make a picnic for the birds in your garden. You could use fruit (especially apple), cheese and seeds. If it is a hot day, they them a drink of water too. Watch from your window and see if you have any flying visitors to your picnic!</p>	<p>Reading: 10 mins</p> <p>Phonics: Practise reading and spelling these words: you, all, are, my</p> <p>Number: Order the numbers from 0-20, paying close attention to the teen numbers.</p>
<p>Day 4</p>	<p>The goats are going to buy the troll a snack so he doesn't want to eat them! Choose a treat for him, then draw the correct amount of 1p coins they will need.</p> <p>Cake: 12p Biscuit: 4p Raisins: 8p Apple: 3p</p> <p>You could then play this game on Top Marks to practise finding totals using money. https://www.topmarks.co.uk/money/toy-shop-money</p>	<p>Challenge 14: Make a wild mobile</p> <p>Explore outside and look for twigs, leaves, fallen petals or other natural items on the ground. Use them to create your own wild mobile and hang it outside to decorate your garden or front door.</p> 	<p>Reading: 10 mins</p> <p>Phonics: Practise reading and spelling these words: her, was, they, she</p> <p>Number: Count backwards from 20 and stop at 9. Count up to 20 starting from 4.</p>	
<p>Day 5</p>	<p>Challenge 15: Create your own nature table</p> <p>Have a go at creating your own nature table filled with wild finds. You may already have a collection of special fossils, rocks and feathers that you could start your display with, then use your adventures over the next week or so to add more special finds to your collection. There is a template below that you could use to sort and display your nature finds, or you could come up with your own way to sort and label them. Remember not to pick anything that is living and always check with your grown-ups that plants and insects are safe to touch before doing so or taking them home. You could use photos of special items too in your display. Have fun!</p>			


If you do not have a school writing book to record work in, please use any paper that you have available at home.

Other helpful links and ideas:


Maths	Phonics & Reading	PE	Other
<p>Practise counting and number facts with the Numberblocks. https://www.bbc.co.uk/cbeebies/shows/numberblocks</p>	<p>Letters and Sound Lessons, ideal if a refresh is needed on digraphs. https://www.youtube.com/channel/UCP_FbjYUP_UtldV2K-niWw</p>	<p>Joe Wicks Home Workouts https://www.youtube.com/user/thebodycoach1</p>	<p>Art and Craft challenges – a new one set every week. http://www.containsart.co.uk/homeEd.html</p>
<p>Play a game to practise ordering numerals and counting. https://www.bbc.co.uk/bitesize/topics/zjkphbk/articles/zd4b382</p>	<p>BBC Bitesize is great to practise phonic sounds you find difficult https://www.bbc.co.uk/bitesize/topics/zvq9bdm</p>	<p>Oti Mabuse Dance routines, including Moana and Frozen https://www.youtube.com/user/mose_tsanagape</p>	<p>Lots of ideas for getting crafty! https://www.bbc.co.uk/cbeebies/makes</p>
<p>More maths ideas and challenges https://whiterosemaths.com/homelearning/early-years/</p>	<p>Access to online books if you have finished the school ones. https://www.oxfordowl.co.uk/for-home/</p>	<p>Themed yoga, including Pokemon, Frozen and Trolls https://www.youtube.com/user/CosmicKidsYoga</p>	<p>Parents can subscribe for free to access science, art, maths, phonic activities and much more. https://www.twinkl.co.uk/</p>
	<p>https://www.phonicsplay.co.uk/ to play a game to help practise your phonics – aim for Phases 2, 3 and 4.</p>	<p>Try the SASP Active challenges https://www.sasp.co.uk/uploads/maychallenge.pdf</p>	<p>Have a singalong at home or learn a new song. https://www.singup.org/singupathome/songs-for-learning/4-7</p>
	<p>Reading games and books can be accessed at https://www.teachyourmonstertoread.com/</p>	<p>Andy's Wild Workouts https://www.bbc.co.uk/programmes/p06tmvz</p>	<p>The CBeebies Go Explore app has lots of great activities covering all areas of the EYFS. https://www.bbc.co.uk/cbeebies/watch/cbeebies-go-explore-app</p>

The Three Billy Goats Gruff Story Sequencing


First



Next



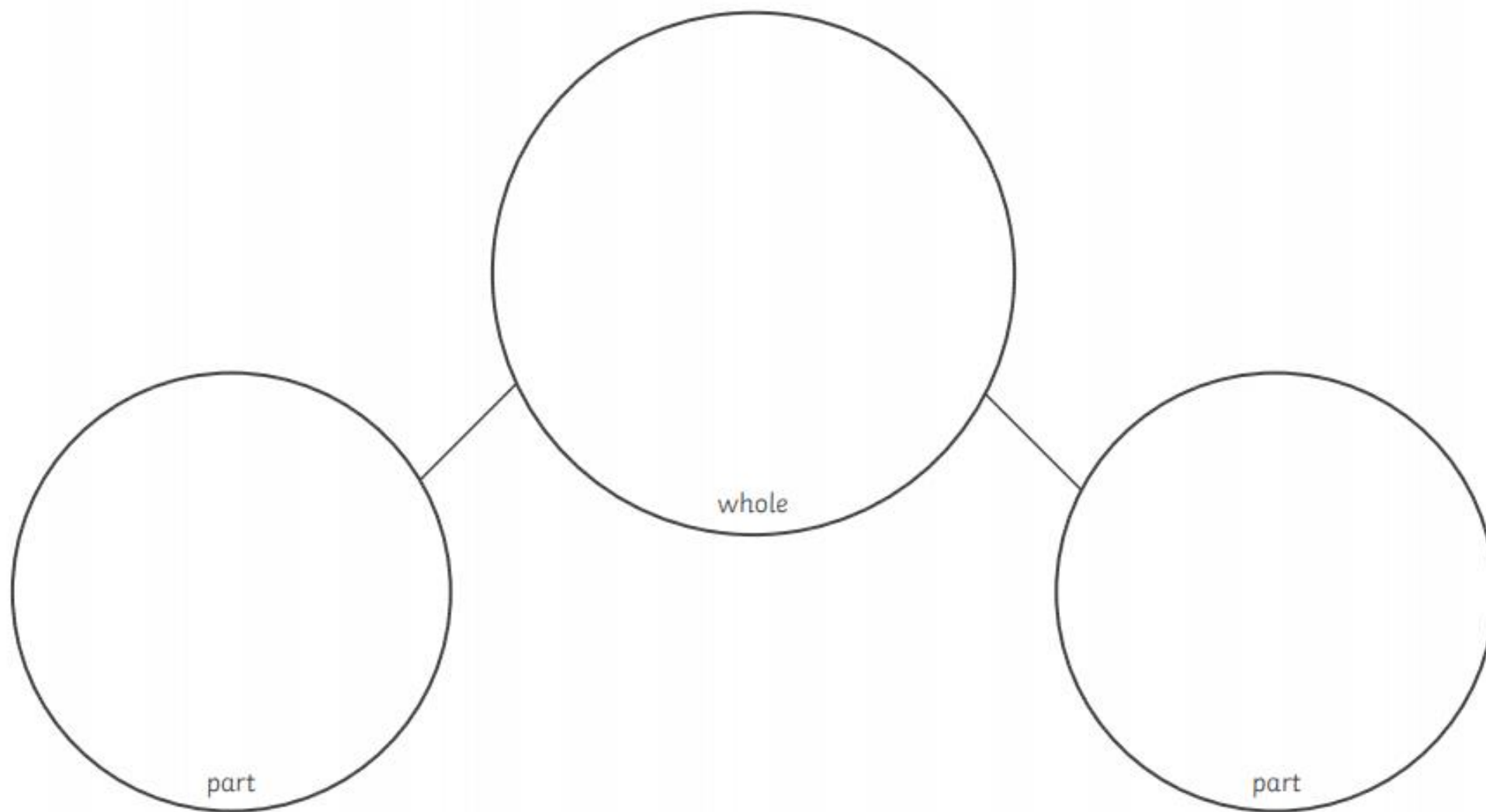
Then



Last



Part-Part-Whole



Nature Table



Use this page to collect things from your adventures in the wild...
From mud to moss or feathers to fur, make as much mess as you can!

Rocks, stones,
fossils and bones

Pine cones
and seeds

Feathers
and fur

Moss
and mud

Leaves
and twigs

Petals and
grasses



Remember, wildflowers should stay in the ground

