








CLASS R TIMETABLE

Week beginning 18.05.20

Hello Class R! Well, we've made it to the last week of this half term. What superstars you have all been. You've all worked so hard and I'm really proud of you for doing your best at home. I hope you enjoy the activities this week and have a lovely half term next week. From Mrs Smith 😊

| | Maths: 20 minutes | Literacy: 20 minutes | Other | Ongoing |
|--------------|---|--|---|---|
| | Start this week's activities by watching the video of Mrs Smith reading 'Tim, Ted & the Pirates' by Ian Whybrow and Russell Ayto, or by reading a story about pirates together at home. https://youtu.be/XtmxUM2nLC8 | | | Please see the list below the timetable for more ideas to help practise reading, phonics and maths. |
| Day 1 | <p>See if you can find 20 pieces of 'treasure' in your house. They could be sparkly stones, sequins, buttons or sweeties! Count them carefully to make sure you have the correct number.</p> <p>Using the part-part whole model at the bottom of this document, see how many different ways you can separate them, with 20 as your 'whole'.</p> | <p>Buried Treasure Game: You will need a 'treasure chest' and a 'bin' (pictures or pots will do). Keep these for later in the week.</p> <p>Write these words onto circles of paper to make 'coins'. beard, pure, night, hair, mearg, nure, bighm, jair, vet, jam, gox, for, vor, boat.</p> <p>Then add them to the treasure chest if they are real, or put them in the bin if they are NOT real words.</p> | <p>Science: Pirates love to hunt for shiny treasure, which is often made from metal.</p> <p>Find a magnet in your home and use it to see what you can find in your house that is magnetic. Do the magnetic objects have anything in common? What do you notice about the things that are not magnetic?</p>  | <p>Reading: 10 mins</p> <p>Phonics: Watch this episode of Alphablocks to practise the 'igh' sound. https://www.bbc.co.uk/iplayer/episode/b01py5bs/alphablocks-series-3-16-tightrope</p> <p>Number: Can you order the numbers from 1-10 correctly?</p> |
| Day 2 | <p>Have a go at making your own pirate telescope, using a cardboard tube or a piece of rolled up paper. Can you decorate it using a repeating pattern?</p>  <p>Then have a go at playing 'I Spy' using numbers. E.g 'I spy with my little eye, the number 10.' Or 'I spy with my little eye, 3 blue things'.</p> | <p>Today, have a go at setting up your own treasure hunt. Choose something special to hide somewhere around your house. It could be a special snack, a new story to read or something special for your family. You could even make your own treasure chest!</p> <p>See if you can write some clues or draw pictures for people to follow. You could even make your own pirate map to follow, with labels.</p> | <p>PE: Have a go at building an obstacle course in your garden or home, where you have to walk the plank like a pirate! See if you can balance walking on a straight line, without falling over! You could use string or a chalk line to follow.</p> <p>Challenge: Can you balance on a wiggly line too? Can you tip toe along it?</p> | <p>Reading: 10 mins</p> <p>Phonics: Watch this episode of Alphablocks to practise the 'oa' sound https://www.bbc.co.uk/iplayer/episode/b01py5gz/alphablocks-series-3-17-toad</p> <p>Number: Count from 1-20, taking care with teen numbers.</p> |

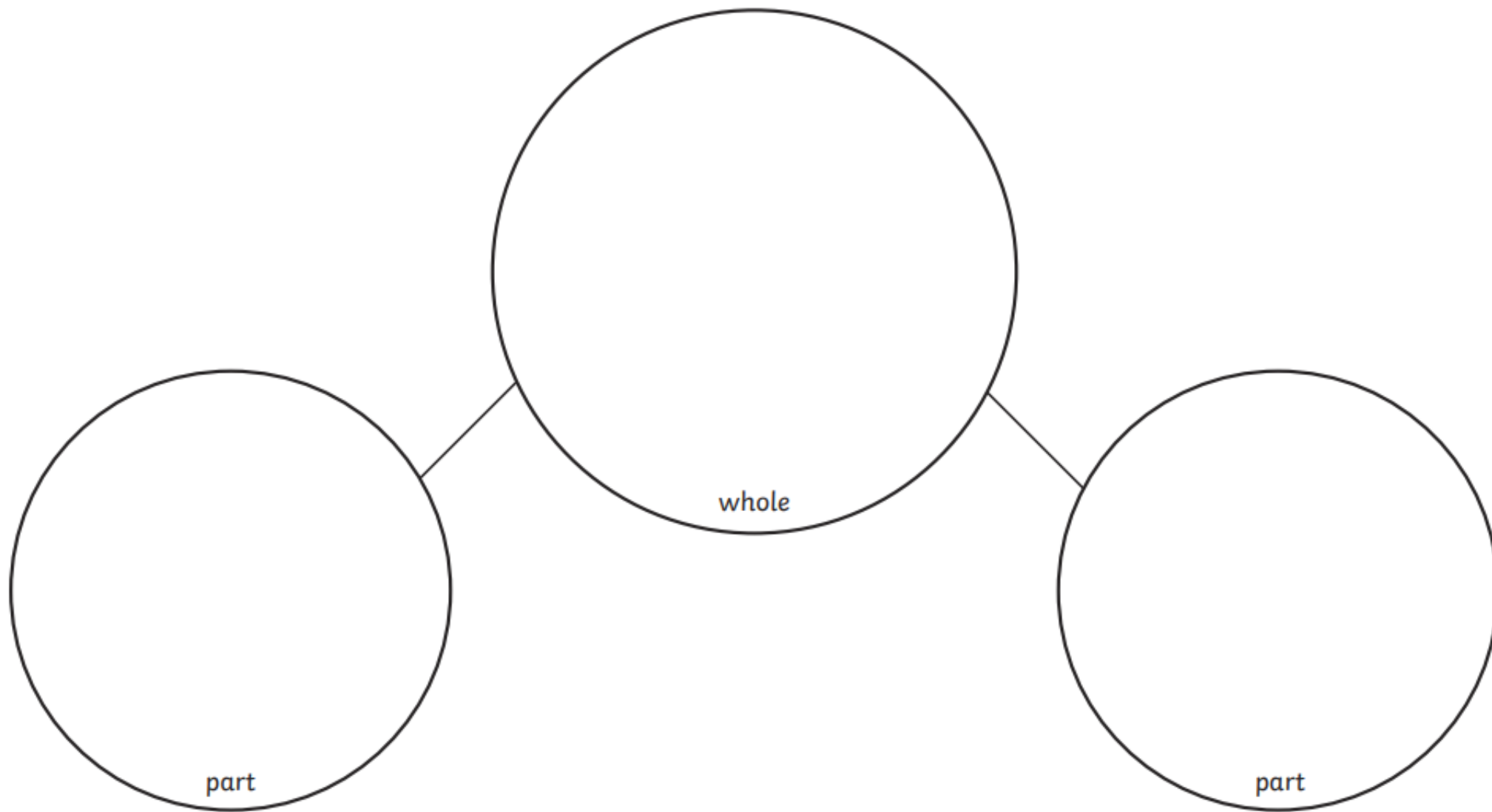
| | | | | |
|---------------------|--|--|---|---|
| <p>Day 3</p> | <p>Buried Treasure Game: Using your treasure chest and bin from earlier in the week, play buried treasure using these maths questions. Write them onto paper 'coins' and work out if they are correct or not. The right ones go in the treasure chest, the wrong ones in the bin.</p> <p>3+4=7 4+4=9 6+4=10 10-2=4 12+3=15 20-2=18 5+1=6 11-1=10 4-1=5</p> | <p>Sometimes pirates send messages in a bottle. They write something special and then seal it in a bottle before sending it out across the seas.</p> <p>Can you write your own message in a bottle to someone? Maybe you could write a story about a pirate adventure to a desert island, or a letter to your grandparents to tell them about what you have been learning about, or a hello message to your friends?</p> | <p>DT: Have a go at making your own pirate ship, using a plastic tub, bottle or corks. Think about the design of your ship. Will it have windows? What shape will they be? A good ship will need a mast and a sail. All ships have a name. What will you call your ship? Test out your ship to see if it will hold 5 pieces of treasure.</p>  | <p>Reading: 10 mins</p> <p>Phonics: Watch this episode of Alphablocks to practise the 'ar' sound https://www.bbc.co.uk/iplayer/episode/b01q0m3q/alphablocks-series-3-20-card</p> <p>Number: Can you order the numbers from 11-20 correctly?</p> |
| <p>Day 4</p> | <p>Play a Pirate game! At the bottom of this document, there is a pirate version of snakes and ladders that you could play. You will need counters and dice.</p> <p>Alternatively, you could play 'Pop Up Pirates' if you have this at home, or have a go at the 'Swashbuckle Games', choosing the board game version. https://www.bbc.co.uk/cbeebies/games/swashbuckle-the-great-pirate-games</p> | <p>Have a look at this picture of a desert island. Can you write a sentence or two to describe what it looks like?</p>  <p>Don't forget capital letters, full stops and finger spaces!</p> | <p>Art: Have a go at drawing your own pirate and ship using this video, or design your own!</p> <p>I'd love to see your pictures when you have finished!</p> <p>https://www.bbc.co.uk/cbeebies/watch/get-squiggling-pirate</p> | <p>Reading: 10 mins</p> <p>Phonics: Watch this episode of Alphablocks to practise the 'oo' sound https://www.bbc.co.uk/iplayer/episode/b01py6g1/alphablocks-series-3-18-book</p> <p>Number: Count backwards from 20-0.</p> |
| <p>Day 5</p> | <p>If you need to, use today to have a 'catch-up day' to finish off any of the activities that you have not managed to do so far this week.</p> <p>If you have finished everything, you could have a go at this challenge today: Make your own time capsule! Time capsules are a way to store memories from times gone by and share what your life is like with people in the future. Choose 5 things that are special to you and take photos, or draw pictures of them. You could write a special letter to your grown-up self about what life has been like at home over the last few weeks. Add them all to a box and either bury it in your garden or hide it somewhere in your house to open again in 10, 20 or even 30 years time!</p> | | |  |

If you do not have a school writing book to record work in, please use any paper that you have available at home.

Other helpful links and ideas:

| Maths | Phonics & Reading | PE | Other |
|---|--|---|--|
| <p>Practise counting and number facts with the Numberblocks. https://www.bbc.co.uk/cbeebies/shows/numberblocks</p> | <p>Letters and Sound Lessons, ideal if a refresh is needed on digraphs. https://www.youtube.com/channel/UCP_FbjYUP_UtldV2K_-niWw</p> | <p>Joe Wicks Home Workouts https://www.youtube.com/user/thebodycoach1</p> | <p>Art and Craft challenges – a new one set every week. http://www.containsart.co.uk/homeEd.html</p> |
| <p>Play a game to practise ordering numerals and counting. https://www.bbc.co.uk/bitesize/topics/zjkphbk/articles/zd4b382</p> | <p>BBC Bitesize is great to practise phonic sounds you find difficult https://www.bbc.co.uk/bitesize/topics/zvq9bdm</p> | <p>Oti Mabuse Dance routines, including Moana and Frozen https://www.youtube.com/user/mose_tsanagape</p> | <p>Lots of ideas for getting crafty! https://www.bbc.co.uk/cbeebies/makes</p> |
| <p>More maths ideas and challenges https://whiterosemaths.com/homelearning/early-years/</p> | <p>Access to online books if you have finished the school ones. https://www.oxfordowl.co.uk/for-home/</p> | <p>Themed yoga, including Pokemon, Frozen and Trolls https://www.youtube.com/user/CosmicKidsYoga</p> | <p>Parents can subscribe for free to access science, art, maths, phonic activities and much more. https://www.twinkl.co.uk/</p> |
| | <p>https://www.phonicsplay.co.uk/ to play a game to help practise your phonics – aim for Phases 2, 3 and 4.</p> | <p>Try the SASP Active May challenges https://www.sasp.co.uk/uploads/maychallenge.pdf</p> | <p>Have a singalong at home or learn a new song. https://www.singup.org/singupathome/songs-for-learning/4-7</p> |
| | <p>Reading games and books can be accessed at https://www.teachyourmonstertoread.com/</p> | <p>Andy's Wild Workouts https://www.bbc.co.uk/programmes/p06tmmvz</p> | <p>The CBeebies Go Explore app has lots of great activities covering all areas of the EYFS. https://www.bbc.co.uk/cbeebies/watch/cbeebies-go-explore-app</p> |
| | <p>More books at https://www.getepic.com/</p> | | |

Part-Part-Whole



Snakes and Ladders Game - Pirates

