










CLASS R TIMETABLE
Week beginning 22.06.20

Dear Class R, This week there is a new addition to our timetable – an assembly! Normally, we would have a Key Stage 1 Assembly every week, so the teachers thought it would be nice for us to have a ‘virtual’ assembly instead. All the children in Class R, 1 & 2 will have the same assembly, so it will be just like us all being back together again! We hope you enjoy it.

Mrs Smith and the Class R team ☺

	Maths: 20 minutes	Literacy: 20 minutes	Other	Ongoing
	Start this week’s activities by watching the video of Mrs Egerton reading the story of ‘The Train Ride’ or reading the story together at home or in class. https://youtu.be/H0vSIHTuR2k			<u>Don’t forget to look at the table below for extra ideas for all areas of the curriculum</u>
Day 1 (For children at home)	<p>Money Before you watch today’s video, make sure that you have these resources ready:</p>  <p>Pencil, paper and 1p coins (or similar)</p> <p>https://youtu.be/LIG5qgFHBB4</p>	<p>Tricky Words & Sentence Writing Before you watch today’s video, make sure that you have these resources ready:</p> <p>Pencil and paper and a 3x2 grid for bingo</p> <p>https://youtu.be/v_i7U4Z6BqY</p>	<p>Challenge 16: Go on a wild journey</p> <p>Go for a scoot, cycle or walk around your local area. Think about what and who you see on your journey as you will need to remember this for your literacy session tomorrow!</p> 	<p>Reading: 10 mins</p> <p>Handwriting: practise with Mrs Smith using: https://youtu.be/HYftsdslfxY</p> <p>Number: Practise number recognition and counting with https://www.bbc.co.uk/bitesize/topics/zjkphbk/articles/zd4b382</p>
Day 2 (For children at home)	<p>Tens Frame – Addition and Subtraction Before you watch today’s video, make sure that you have these resources ready:</p> <p>Pencil, paper, the numbers 11-20 on a piece of paper and 10 characters/animals</p> <p>https://youtu.be/x9omx7xWo2g</p>	<p>Recounting a Journey Before you watch today’s video, make sure that you have these resources ready:</p> <p>Pencil and Recount Writing Frame (see below)</p> <p>https://youtu.be/fdLEYLDL9-A</p> 	<p>Challenge 17: Watch a wild webcam (again!)</p> <p>I know how much you loved watching the owls before, so here are some more animals you could watch, including badgers, bats and puffins!</p> <p>https://www.wildlifetrusts.org/webcams</p>	<p>Reading: 10 mins</p> <p>Handwriting: practise with Mrs Smith using: https://youtu.be/pOrIKgZEKGk</p> <p>Assembly with Mrs Atterton https://youtu.be/gAYWqT4Vk24</p>

<p>Day 3</p>	<p>Shapes Using either 2D shapes or 3D blocks, create your own train. What shapes will you need for each part of the train? How many will you need of each? Can you name the shapes you have used?</p> <p>Have a go at this shape game too: https://www.topmarks.co.uk/ordering-and-sequencing/shape-patterns</p>	<p>Imaginative Writing Imagine you have a magic train ticket that can take you anywhere you want! Think about where you would like to go on your journey and what you might see out of the window. Draw a picture of what you can see and label it.</p> 	<p>Challenge 18: Blow bubbles Go outside and blow some bubbles. See if you can work out which way the wind is blowing by following the direction of the bubbles. Experiment with different objects to see what patterns you can make with the bubbles. You could even make your own bubble wands!</p> 	<p>Reading: 10 mins</p> <p>Phonics: Practise reading and spelling these tricky words: all, are, you, she</p> <p>Number: Practise your number bonds to 10. You can use this video to help you. https://www.bbc.co.uk/cbeebies/watch/the-numtums-ways-to-make-ten</p>
<p>Day 4</p>	<p>Money & Role-Play It's time to take your toys on a journey! Set up your own train and train station, ready for your passengers. Can you make tickets for your train? How much will a journey cost? Make sure that you have enough room for all your passengers and check that they all pay the correct amount for each ticket!</p>	<p>Reading Comprehension Re-watch the video of 'The Train Ride' and answer these questions with a grown up.</p> <ul style="list-style-type: none"> - What did the girl see first on her journey? - Can you name three other things that the girl saw on her train ride? - Did you hear any rhyming words in the story? Can you find them? - Who did the girl meet at the station? - How do you think she felt? - How would you feel if you were going on a train ride to the seaside? 	<p>Challenge 19: Create a wild self-portrait! Use leaves, pinecones, feather, twigs and any other natural objects to create your own face! I'd love to see your fantastic creations!</p> 	<p>Reading: 10 mins</p> <p>Phonics: Practise reading and spelling these tricky words: her, my, they, was</p> <p>Number: Practise drawing your numbers with the Numberblocks. https://www.bbc.co.uk/iplayer/episode/p077rk5n/numbersongs-lets-all-draw-numbers</p>
<p>Day 5</p>	<p>Challenge 20: Find out more about your favourite animal! Choose an animal that you really like and see what you can find out about it. Where does it live? What does it eat? What are their babies called? Does it come out in the day or the night? You might have more of your own questions too. Find a way to show other people what you have found out. Maybe you could draw a picture and label it, make a book about your animal or even make a quiz for the Class R grown-ups! We can't wait to hear what you have learned.</p>			

If you do not have a school writing book to record work in, please use any paper that you have available at home.

Other helpful links and ideas:

Maths	Phonics & Reading	PE	Other
<p>Practise counting and number facts with the Numberblocks. https://www.bbc.co.uk/cbeebies/shows/numberblocks</p>	<p>Letters and Sound Lessons, ideal if a refresh is needed on digraphs. https://www.youtube.com/channel/UCP_FbjYUP_UtldV2K-niWw</p>	<p>Joe Wicks Home Workouts https://www.youtube.com/user/thebodycoach1</p>	<p>Art and Craft challenges – a new one set every week. http://www.containsart.co.uk/homeEd.html</p>
<p>Play a game to practise ordering numerals and counting. https://www.bbc.co.uk/bitesize/topics/zjkphbk/articles/zd4b382</p>	<p>BBC Bitesize is great to practise phonic sounds you find difficult https://www.bbc.co.uk/bitesize/topics/zvq9bdm</p>	<p>Oti Mabuse Dance routines, including Moana and Frozen https://www.youtube.com/user/mose_tsanagape</p>	<p>Lots of ideas for getting crafty! https://www.bbc.co.uk/cbeebies/makes</p>
<p>More maths ideas and challenges https://whiterosemaths.com/homelearning/early-years/</p>	<p>Access to online books if you have finished the school ones. https://www.oxfordowl.co.uk/for-home/</p>	<p>Themed yoga, including Pokemon, Frozen and Trolls https://www.youtube.com/user/CosmicKidsYoga</p>	<p>Parents can subscribe for free to access science, art, maths, phonic activities and much more. https://www.twinkl.co.uk/</p>
	<p>https://www.phonicsplay.co.uk/ to play a game to help practise your phonics – aim for Phases 2, 3 and 4.</p>	<p>Try the SASP Active challenges https://www.sasp.co.uk/uploads/maychallenge.pdf</p>	<p>Have a singalong at home or learn a new song. https://www.singup.org/singupathome/songs-for-learning/4-7</p>
	<p>Reading games and books can be accessed at https://www.teachyourmonstertoread.com/</p>	<p>Andy's Wild Workouts https://www.bbc.co.uk/programmes/p06tmvz</p>	<p>The CBeebies Go Explore app has lots of great activities covering all areas of the EYFS. https://www.bbc.co.uk/cbeebies/watch/cbeebies-go-explore-app</p>

Name: _____

First _____

Then _____

Next _____

Finally _____

--

--

--

--