








**CLASS R TIMETABLE**  
**Week beginning 11.01.21**

Dear Class R, We hope that you have had had a lovely break and have started to get to grips with some home learning last week. From this week onwards, we will be using these timetables for your home learning. Each week, we will be sharing a different aspect of our learning. We love to see all your home learning, but this week, we would particularly like you to email us a picture of your **Thursday Literacy Activity**. Don't forget to keep practising with your reading – you will find instructions on how to access online books at the bottom of this document. Have a great week and we hope to see lots of you in our Zoom call on Friday! From all the Class R grown-ups 😊

	Maths	Literacy	Quest Challenge	Phonics
Monday	<p><b>Lesson 1:</b>            Watch the video with Mrs Lewis, then complete the activity on the White Rose Maths website (Session 1).</p> <p><a href="https://youtu.be/K9r008yucss">https://youtu.be/K9r008yucss</a></p> <p><a href="https://whiterosemaths.com/homelearning/early-years/alive-in-5-week-2/">https://whiterosemaths.com/homelearning/early-years/alive-in-5-week-2/</a></p>	<p><b>Lesson 1:</b>            Listen to the story of 'Mavis the Magical Cat' read by Mrs Smith:</p> <p><a href="https://youtu.be/DI3SswfNvbM">https://youtu.be/DI3SswfNvbM</a></p> 	<p><b>Music:</b> Watch the video of Melody's Rocket Trip.  <a href="https://www.bbc.co.uk/cbeebies/stories/melody-rocket-trip">https://www.bbc.co.uk/cbeebies/stories/melody-rocket-trip</a></p> <p>Listen to the music and imagine you are going on your own trip into outer space. Draw a picture of what you think you might see on your adventure.</p>	<p><b>Phonics:</b> Lesson 39 (Part 1)  <a href="https://www.youtube.com/watch?v=WyeO5KFntZU&amp;list=PLuGr6z2H2KNGLy2Tckcy8Kk8u10mXgcmi&amp;index=19">https://www.youtube.com/watch?v=WyeO5KFntZU&amp;list=PLuGr6z2H2KNGLy2Tckcy8Kk8u10mXgcmi&amp;index=19</a></p> <p><b>Reading:</b> 10 minutes  <a href="https://home.oxfordowl.co.uk/">https://home.oxfordowl.co.uk/</a></p>
Tuesday	<p><b>Lesson 2:</b>            Watch the video with Mrs Lewis, then complete the activity on the White Rose Maths website (Session 2).</p>  <p><a href="https://youtu.be/8GTI6SFpqGU">https://youtu.be/8GTI6SFpqGU</a></p> <p><a href="https://whiterosemaths.com/homelearning/early-years/alive-in-5-week-2/">https://whiterosemaths.com/homelearning/early-years/alive-in-5-week-2/</a></p>	<p><b>Lesson 2:</b>            Join Mrs Smith to create your own story map of 'Mavis the Magical Cat'.</p> <p>You will need a piece of paper and a pencil or pen.</p> <p><a href="https://youtu.be/iFPaTOX3kBA">https://youtu.be/iFPaTOX3kBA</a></p> <p>You can listen to the story again here:  <a href="https://soundcloud.com/talkforwriting/mavis/s-yLmGk5Te9B2">https://soundcloud.com/talkforwriting/mavis/s-yLmGk5Te9B2</a></p>	<p><b>Understanding the World:</b>            Can you think of 3 things you would like to find out about space? Using books and computers, see if you can find the answers.</p> <p>You could use Espresso to help you.  <a href="https://central.espresso.co.uk/espresso/primary_uk/subject/module/froontscreen/item861998/gradef/index.html">https://central.espresso.co.uk/espresso/primary_uk/subject/module/froontscreen/item861998/gradef/index.html</a></p>	<p><b>Phonics:</b> Lesson 39 (Part 2)  <a href="https://www.youtube.com/watch?v=NDP0vXcs0Hw&amp;list=PLuGr6z2H2KNGLy2Tckcy8Kk8u10mXgcmi&amp;index=18">https://www.youtube.com/watch?v=NDP0vXcs0Hw&amp;list=PLuGr6z2H2KNGLy2Tckcy8Kk8u10mXgcmi&amp;index=18</a></p> <p><b>Reading:</b> 10 minutes  <a href="https://home.oxfordowl.co.uk/">https://home.oxfordowl.co.uk/</a></p>

<b>Wednesday</b>	<p><b>Lesson 3:</b> Watch the video with Mrs Lewis, then complete the activity on the White Rose Maths website (Session 3).</p> <p><a href="https://youtu.be/LHpOpYVukjs">https://youtu.be/LHpOpYVukjs</a></p> <p><a href="https://whiterosemaths.com/homelearning/early-years/alive-in-5-week-2/">https://whiterosemaths.com/homelearning/early-years/alive-in-5-week-2/</a></p>	<p><b>Lesson 3:</b> Mavis has gone on another adventure! You will need a copy of Wednesday's activity sheet at the bottom of the timetable to fill in after you have watched the video.</p> <p><a href="https://youtu.be/LatjVMvxsWg">https://youtu.be/LatjVMvxsWg</a></p>	<p><b>Expressive Arts &amp; Design:</b> Have a go at making your own space themed creation, using junk modelling. You could make an alien, planet, rocket, or let your mind run wild! Think about how you will join the different parts together – will you use glue, sticky tape, split pins or find a completely different way to hold it all together?</p> <p>For ideas, have a look here: <a href="https://www.bbc.co.uk/cbeebies/makes/charlie-and-lola-charliesrocket">https://www.bbc.co.uk/cbeebies/makes/charlie-and-lola-charliesrocket</a></p>	<p><b>Phonics:</b> Lesson 40 (Part 1) <a href="https://www.youtube.com/watch?v=6HvzusTPPuE&amp;list=PLuGr6z2H2KNGLy2Tckcy8Kk8u10mXgcmi&amp;index=16">https://www.youtube.com/watch?v=6HvzusTPPuE&amp;list=PLuGr6z2H2KNGLy2Tckcy8Kk8u10mXgcmi&amp;index=16</a></p> <p><b>Reading:</b> 10 minutes <a href="https://home.oxfordowl.co.uk/">https://home.oxfordowl.co.uk/</a></p> 
<b>Thursday</b>	<p><b>Lesson 4:</b> Watch the video with Mrs Lewis, then complete the activity on the White Rose Maths website (Session 4). You will also need a part part whole sheet, attached to this document.</p> <p><a href="https://youtu.be/b2kHK560JzE">https://youtu.be/b2kHK560JzE</a></p> <p><a href="https://whiterosemaths.com/homelearning/early-years/alive-in-5-week-2/">https://whiterosemaths.com/homelearning/early-years/alive-in-5-week-2/</a></p>	<p><b>Lesson 4:</b> Today it's your turn to take your toy on an adventure! You will need a copy of the blank story path at the bottom of this timetable.</p> <p><a href="https://youtu.be/-jtC2ZTpmaj">https://youtu.be/-jtC2ZTpmaj</a></p> <p><b>We'd really love to see what you get up to, so please email us your finished story maps on the Class R email address.</b></p>	<p><b>Understanding the World:</b> It's Science Experiment time! Today, have a go at building your own bottle rocket, following the instructions on the link below. If you don't have everything you need at home, you can still watch the videos of other people having a go!</p>  <p><a href="https://www.bbc.co.uk/teach/terrific-scientific/KS2/zr63d6f">https://www.bbc.co.uk/teach/terrific-scientific/KS2/zr63d6f</a></p>	<p><b>Phonics:</b> Lesson 40 (Part 2) <a href="https://www.youtube.com/watch?v=1N9YmkafEbE&amp;list=PLuGr6z2H2KNGLy2Tckcy8Kk8u10mXgcmi&amp;index=17">https://www.youtube.com/watch?v=1N9YmkafEbE&amp;list=PLuGr6z2H2KNGLy2Tckcy8Kk8u10mXgcmi&amp;index=17</a></p> <p><b>Reading:</b> 10 minutes <a href="https://home.oxfordowl.co.uk/">https://home.oxfordowl.co.uk/</a></p>

<b>Friday</b>	<p><b>Lesson 5:</b> Watch the video with Mrs Lewis, then complete the activity on the White Rose Maths website (Session 5).</p> <p>You will also need a part part whole sheet, attached to this document.</p> <p><a href="https://youtu.be/Ui1Xblp5ghs">https://youtu.be/Ui1Xblp5ghs</a></p> <p><a href="https://whiterosemaths.com/homelearning/early-years/alive-in-5-week-2/">https://whiterosemaths.com/homelearning/early-years/alive-in-5-week-2/</a></p>	<p><b>Lesson 5:</b> It's time to be magical and make your own potion! You will need a piece of paper and a pen ready to write your ingredients list.</p>  <p><a href="https://youtu.be/e2xaDvskkBU">https://youtu.be/e2xaDvskkBU</a></p>	<p><b>Physical Development:</b> Cosmic Yoga <a href="https://www.youtube.com/watch?v=LZAaZDVqCiA">https://www.youtube.com/watch?v=LZAaZDVqCiA</a></p> <p><b>Class Zoom Call:</b> We are looking forward to seeing you all on Zoom today. Get ready to share your junk model creations with us!</p> <p>Details to follow via ParentMail.</p>	<p><b>Phonics:</b> Blending Activity <a href="https://central.espresso.co.uk/espresso/primary_uk/subject/module/activity/item803127/graded/module61932/index.html">https://central.espresso.co.uk/espresso/primary_uk/subject/module/activity/item803127/graded/module61932/index.html</a></p> <p><b>Reading:</b> 10 minutes <a href="https://home.oxfordowl.co.uk/">https://home.oxfordowl.co.uk/</a></p>
---------------	---	--	---	--

**Other helpful links and ideas:**

Maths	Phonics & Reading	PE	Other
Practise counting and number facts with the Numberblocks. <a href="https://www.bbc.co.uk/cbeebies/shows/numberblocks">https://www.bbc.co.uk/cbeebies/shows/numberblocks</a>	Access to online books <a href="https://www.oxfordowl.co.uk/for-home/">https://www.oxfordowl.co.uk/for-home/</a>	Oti Mabuse Dance routines, including Moana and Frozen <a href="https://www.youtube.com/user/mosetsanagape">https://www.youtube.com/user/mosetsanagape</a>	Lots of ideas for getting crafty! <a href="https://www.bbc.co.uk/cbeebies/makes">https://www.bbc.co.uk/cbeebies/makes</a>
Play a game to practise ordering numerals and counting. <a href="https://www.bbc.co.uk/bitesize/topics/zjkphbk/articles/zd4b382">https://www.bbc.co.uk/bitesize/topics/zjkphbk/articles/zd4b382</a>	<a href="https://www.phonicsplay.co.uk/">https://www.phonicsplay.co.uk/</a> to play a game to help practise your phonics – aim for Phase 3.	Themed yoga, including Pokemon, Frozen and Trolls <a href="https://www.youtube.com/user/CosmicKidsYoga">https://www.youtube.com/user/CosmicKidsYoga</a>	Have a singalong at home or learn a new song. <a href="https://www.singup.org/singupathome/songs-for-learning/4-7">https://www.singup.org/singupathome/songs-for-learning/4-7</a>
More maths ideas and challenges <a href="https://whiterosemaths.com/homelearning/early-years/">https://whiterosemaths.com/homelearning/early-years/</a>	Reading games and books can be accessed at <a href="https://www.teachyourmonstertoread.com/">https://www.teachyourmonstertoread.com/</a>	Andy's Wild Workouts <a href="https://www.bbc.co.uk/programmes/p06tmmvz">https://www.bbc.co.uk/programmes/p06tmmvz</a>	The CBeebies Go Explore app has lots of great activities covering all areas of the EYFS. <a href="https://www.bbc.co.uk/cbeebies/watch/cbeebies-go-explore-app">https://www.bbc.co.uk/cbeebies/watch/cbeebies-go-explore-app</a>

### **How to access Reading Books online:**

Oxford Owl are offering access to free online books that follow our school reading scheme. To access these, please visit <https://home.oxfordowl.co.uk/>. You will need to set up a free account. The e-books are tablet/phone friendly and can be selected to match the reading level that your child is currently working at. Most children will be accessing the Pink or Red level books at this point in the term.

### **Espresso Login Details**

Logon location: [www.discoveryeducation.co.uk](http://www.discoveryeducation.co.uk)

Student user name: student3817

Student Password: milverton

Ready,  
steady,  
write!



**A** Sequencing things in the right order is an important skill. Help your child to retell Mavis's adventure in order using the time words on the story path. Help them write in the correct words.

One morning, Mavis decided to go on an adventure.

First, she went to the \_\_\_\_\_ to have a wash.



Then, she went looked in the \_\_\_\_\_ to find some food.



After that, she hid in the long green \_\_\_\_\_



Then, she hid in a spotty \_\_\_\_\_.



Next, she climbed into a prickly \_\_\_\_\_.



After that, she sat on a high \_\_\_\_\_ and watched the birds.




Next, she looked at herself in a \_\_\_\_\_.




Finally, she climbed into a warm, comfy \_\_\_\_\_ and snuggled down to sleep.

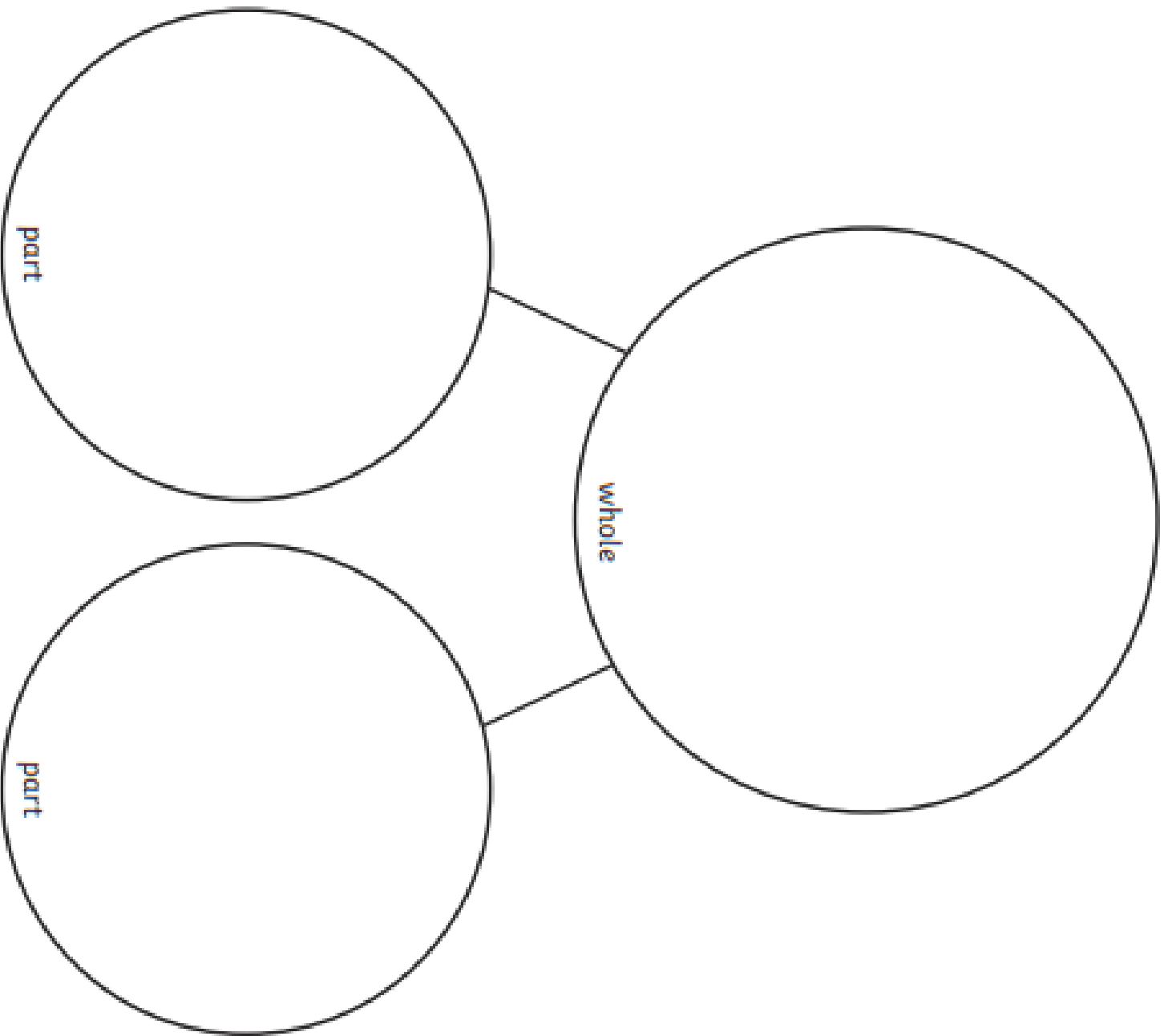




★ Time to stick the photographs of your toy's adventure on the story path and tell their adventure story. If you haven't got photographs, you can draw the pictures instead.



# Part-Part-Whole



# Blank Part Whole Model Template

