









CLASS R TIMETABLE
Week beginning 18.01.21

Dear Class R, It was lovely to see so many of you on our Zoom call on Friday. We really hope you had a good weekend. This week we will be continuing to learn about Space in our Quest work and also learning some new Tricky words! There's lots of fun to be had in our Maths this week and we'd like you to email us your **Thursday Maths Activity**, although we always love to see anything you have been up to at home. We will also be having ANOTHER Zoom call this Monday! What a busy we have ahead! Have a great time, From all the Class R grown-ups ☺

	Maths	Literacy	Quest Challenge	Phonics
Monday	<p>Lesson 1:</p> <p>Join Mrs Smith and learn about heavy and light.</p>  <p>https://youtu.be/M3d2RK85MmE</p> <p>Then complete the PDF activity on the White Rose Maths website (session 1)</p> <p>https://whiterosemaths.com/home/earning/early-years/alive-in-5-week-3/</p>	<p>Lesson 1:</p> <p>Listen to Mrs Lewis reading the story of 'The Amazing Adventures of Max'.</p> <p>https://youtu.be/eFaPA-pvRF0</p> <p>Once you have done that, have a go at the activity at the bottom of this document and see if you can order Max's adventure.</p>	<p>Class Zoom Call:</p> <p>We are looking forward to seeing you all on Zoom today at 11am.</p> <p>Music:</p> <p>Listen to the CBeebies Radio Space Adventure. What instruments can you hear?</p> <p>https://www.bbc.co.uk/cbeebies/radio/prom-off-to-the-moon</p>	<p>Phonics: Lesson 41 (Part 1) ch</p> <p>https://www.youtube.com/watch?v=tuzFWRkKh8A&list=PLuGr6z2H2KNGLy2Tckcy8Kk8u10mXgcmi&index=15</p> <p>Reading: 10 minutes</p> <p>https://home.oxfordowl.co.uk/</p> <p>Handwriting: c & o</p> <p>https://youtu.be/oVbdeB_Y8U8</p>
Tuesday	<p>Lesson 2:</p> <p>Join Mrs Smith and learn about full and empty.</p> <p>https://youtu.be/RKVQ7pFqZqM</p> <p>Then complete the activity on the White Rose Maths website (session 2)</p> <p>https://whiterosemaths.com/home/earning/early-years/alive-in-5-week-3/</p>	<p>Lesson 2:</p> <p>Recap the story of Max with Mrs Lewis.</p> <p>https://youtu.be/aghzbw4R06g</p> <p>Then complete the two activities at the bottom of this document to help us remember what happened at the beginning, middle and end of the story.</p> 	<p>Understanding the World:</p> <p>Today we are going to find out about astronauts! Have a look at the PPT linked below and see what it is like to be an astronaut.</p> <p>https://drive.google.com/file/d/1fh3Pz905Vx34itLGNwVajKdcaQuae12H/view?usp=sharing</p> <p>Can you set up your own Space Station and pretend to be an astronaut?</p> 	<p>Phonics: Lesson 41 (Part 2)</p> <p>https://www.youtube.com/watch?v=U2mlqh3OvAK&list=PLuGr6z2H2KNGLy2Tckcy8Kk8u10mXgcmi&index=14</p> <p>Reading: 10 minutes</p> <p>https://home.oxfordowl.co.uk/</p> <p>Tricky Words: Practise reading the Phase 3 tricky words. (see below)</p>

Wednesday	<p>Lesson 3:</p> <p>Join Mrs Smith and learn about capacity. https://youtu.be/vpyTStUXBck</p> <p>Then complete the activity on the White Rose Maths website (session 3) https://whiterosemaths.com/homelearning/early-years/alive-in-5-week-3/</p>	<p>Lesson 3:</p> <p>Find out about Mrs Lewis’s adventures with her dog, Rufus. https://youtu.be/7lxlV-Uj5k4</p> <p>Then have a go at planning your own story, using the sheet below as a guide. (You may need to do it on a bigger piece of paper)</p>	<p>Expressive Arts & Design:</p> <p>Have a go at using collage to create your own planet! Collage is where we use scraps of paper, magazines or fabric and glue to create our design.</p> <p>You could try and make a planet from our solar system, or create your own new one!</p> 	<p>Phonics: Lesson 42 (Part 1) sh https://www.youtube.com/watch?v=7fE27v8n7Vw&list=PLuGr6z2H2KNGLy2Tckcy8Kk8u10mXgcmi&index=13</p> <p>Reading: 10 minutes https://home.oxfordowl.co.uk/</p> <p>Handwriting: a & d https://youtu.be/jV4SWBbkYFs</p>
Thursday	<p>Lesson 4:</p> <p>Join Mrs Smith and learn about size and different ways to record our maths. https://youtu.be/X5S1DzqHTcw</p> <p>Then complete the activity on the White Rose Maths website (session 4) https://whiterosemaths.com/homelearning/early-years/alive-in-5-week-3/</p> <p style="text-align: center;">Don’t forget to send us some pictures of your treasures and recordings!</p>	<p>Lesson 4:</p> <p>Mrs Lewis is getting ready to write her story about Rufus today. https://youtu.be/nT2z_obS_cE</p> <p>Once you’ve watched the video, it will be your turn to write your own story. You can use the story mountain and phonic sound mat below to help you.</p>	<p>Understanding the World:</p> <p>Find out about gravity with Messy: https://www.bbc.co.uk/cbeebies/watch/messy-goes-to-okido-gravity-fact</p>  <p>Then have a go at this science experiment to make a parachute! Explore how different materials change what happens. https://www.sciencebuddies.org/STEM-activities/parachutes</p>	<p>Phonics: Lesson 42 (Part 2) https://www.youtube.com/watch?v=xaTk1GRH29g&list=PLuGr6z2H2KNGLy2Tckcy8Kk8u10mXgcmi&index=12</p> <p>Reading: 10 minutes https://home.oxfordowl.co.uk/</p> <p>Tricky Words: Practise reading the Phase 3 tricky words. (see below)</p>

Friday	<p>Lesson 5:</p> <p>Join Mrs Smith and learn how to make your own playdough.</p> <p>https://youtu.be/bpdgiSk6MI4</p> <p>Then complete the activity on the White Rose Maths website (session 5)</p> <p>https://whiterosemaths.com/home/learning/early-years/alive-in-5-week-3/</p> 	<p>Lesson 5:</p> <p>Mrs Lewis has finished her story! Listen to her reading it now.</p> <p>https://youtu.be/ji0oIWJaoP0</p> <p>Then have a go at playing the game below and completing the colouring activity.</p>	<p>RE: My Special Place</p> <p>Think of a place that is special to you. See if you can find photos, videos or objects that remind you of that place.</p> <p>Draw a picture of your special place. Think about what makes this place special to you - is it beautiful, peaceful, fun, or because of your memories of things that happened there?</p> <p>Think about how we can look after places that are special to us.</p> <p>Story Time with Mrs Egerton: 'Whatever Next' by Jill Murphy https://youtu.be/Mr0Kg2wpd1A</p>	<p>Phonics: Segmenting https://central.espresso.co.uk/espresso/primary_uk/subject/module/activity/item807874/grade/module61932/index.html</p> <p>Reading: 10 minutes https://home.oxfordowl.co.uk/</p> <p>Handwriting: g https://youtu.be/ByouP-iEbcS</p>
---------------	---	--	--	---

Other helpful links and ideas:

Maths	Phonics & Reading	PE	Other
Practise counting and number facts with the Numberblocks. https://www.bbc.co.uk/cbeebies/shows/numberblocks	Access to online books https://www.oxfordowl.co.uk/for-home/	Oti Mabuse Dance routines, including Moana and Frozen https://www.youtube.com/user/mosetsanagape	Lots of ideas for getting crafty! https://www.bbc.co.uk/cbeebies/makes
Play a game to practise ordering numerals and counting. https://www.bbc.co.uk/bitesize/topics/zjkphbk/articles/zd4b382	https://www.phonicsplay.co.uk/ to play a game to help practise your phonics – aim for Phase 2 & 3.	Themed yoga, including Pokemon, Frozen and Trolls https://www.youtube.com/user/CosmicKidsYoga	Have a singalong at home or learn a new song. https://www.singup.org/singupathome/songs-for-learning/4-7
More maths ideas and challenges https://whiterosemaths.com/homelearning/early-years/	Reading games and books can be accessed at https://www.teachyourmonstertoread.com/	Andy's Wild Workouts https://www.bbc.co.uk/programmes/p06tmmvz	The CBeebies Go Explore app has lots of great activities covering all areas of the EYFS. https://www.bbc.co.uk/cbeebies/watch/cbeebies-go-explore-app

How to access Reading Books online:

Oxford Owl are offering access to free online books that follow our school reading scheme. To access these, please visit <https://home.oxfordowl.co.uk/>. You will need to set up a free account. The e-books are tablet/phone friendly and can be selected to match the reading level that your child is currently working at. Most children will be accessing the Pink or Red level books at this point in the term.

Espresso Login Details

Logon location: www.discoveryeducation.co.uk

Student user name: student3817

Student Password: milverton



Phase 3 Tricky Words

he

she

we

me

be

you

all

are

her

was

they


my



Oh dear! These photos from my walk have got muddled up. I need to stick them in my photo album. Can you help me to put them in the right order? Where did I go first?

Have a good look at the pictures of Max and then see if you can work out what order they should be in. Ask your helper to read the story again and work out the right order as you listen. Can you number each of the 5 pictures from the story? Think about :

- ★ Where did Max go first?
- ★ Where did he go next?
- ★ Where did he go after that? What was the problem?
- ★ Where did he go then?
- ★ Where did he finally go before he returned home?



Getting events in the right order



Now the photos from the middle of my walk are in the right order, can you act out the story? What happened at the start of my story and at the end?

The pictures are all of events from the **middle** of the story. Look back at the story and talk about what happened at the **beginning** of the story. Help your child to see that:

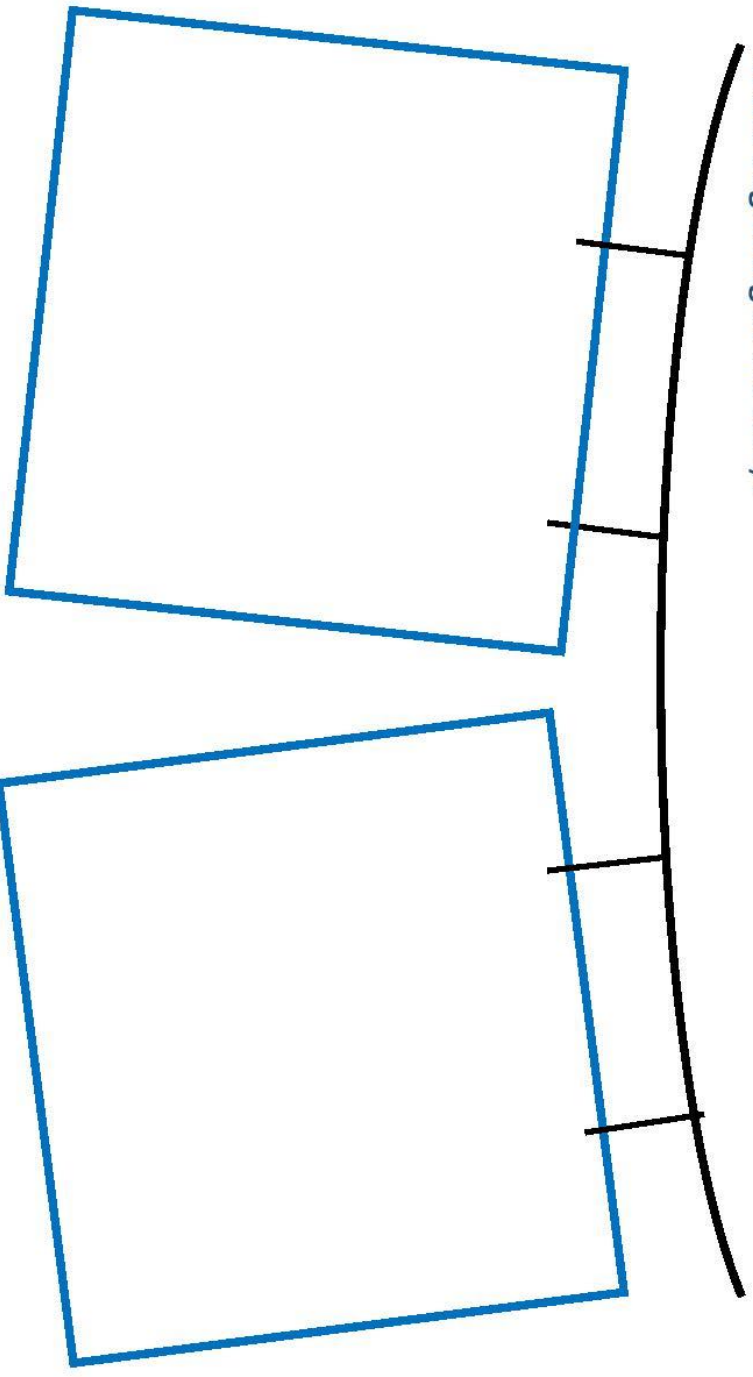
- Max woke up.
- Then he decided he wanted to go outside
- So, he barked and barked.

Try acting out the story helping your child to imitate all the things that Max did in the order that he did them so at the end of the story they can act out how

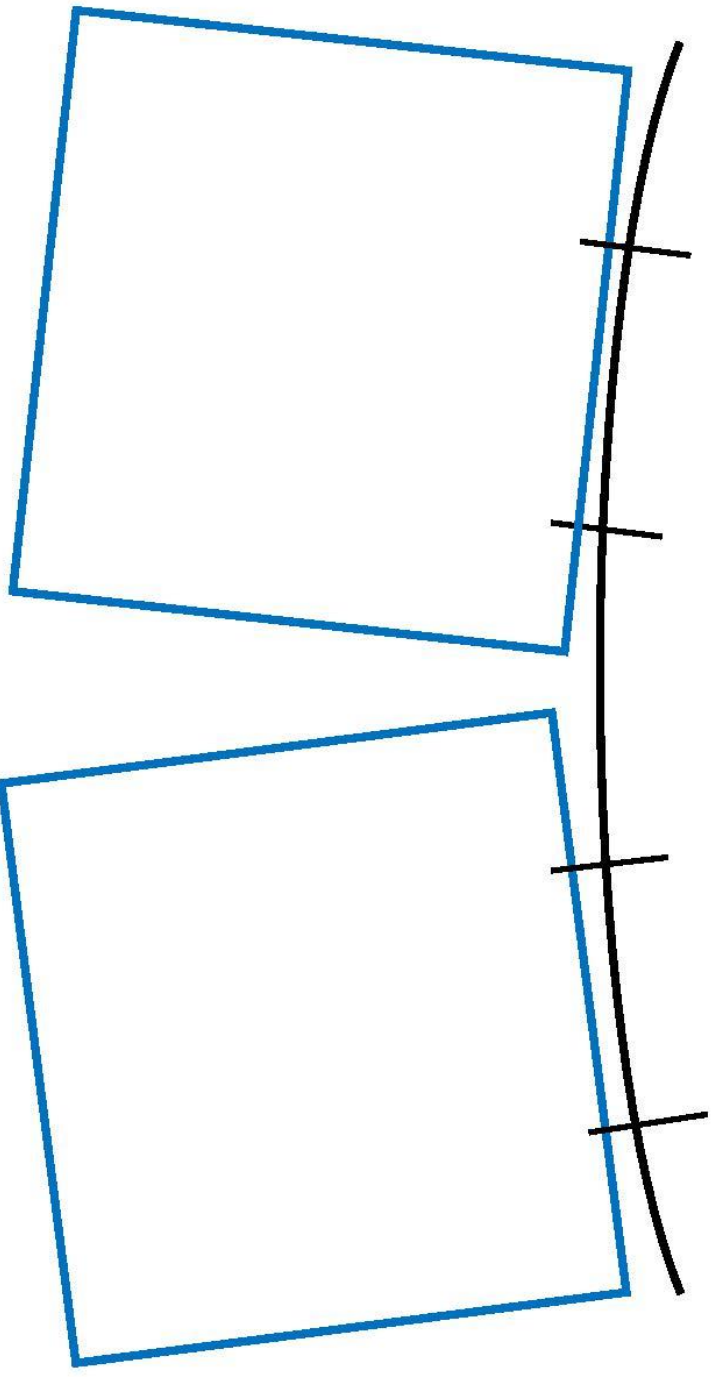
- Max got into bed,
- fell asleep
- and dreamed.

You might also want to try using pieces of paper or sticky notes for your child to draw on. Then arrange the pictures into the right order.

All the pictures were from the middle of the story. Can you draw two things Max did at the **beginning** of the story?



Can you draw two things Max did at the **end** of the story?



Telling and inventing stories

- ★ Do you or any of your friends have a dog?
- ★ Have you ever taken a dog for a walk?
- ★ Tell your helper all about adventures you've had with a dog or make up an adventure with a dog. What was the funniest thing that happened? Was there anything scary?

Now make up a story about a walk with a dog and decide what happens.

Who will you go with?

Who might you meet? Family members, other dogs, neighbours, or your teacher.

Where might you go? Would you visit corner shops, a playground, a park?

What will happen? Is it funny or scary?

Start by drawing pictures below to help you plan your story and decide what words you want to go with your pictures. Your helper will read you the ideas here and add in more ideas.

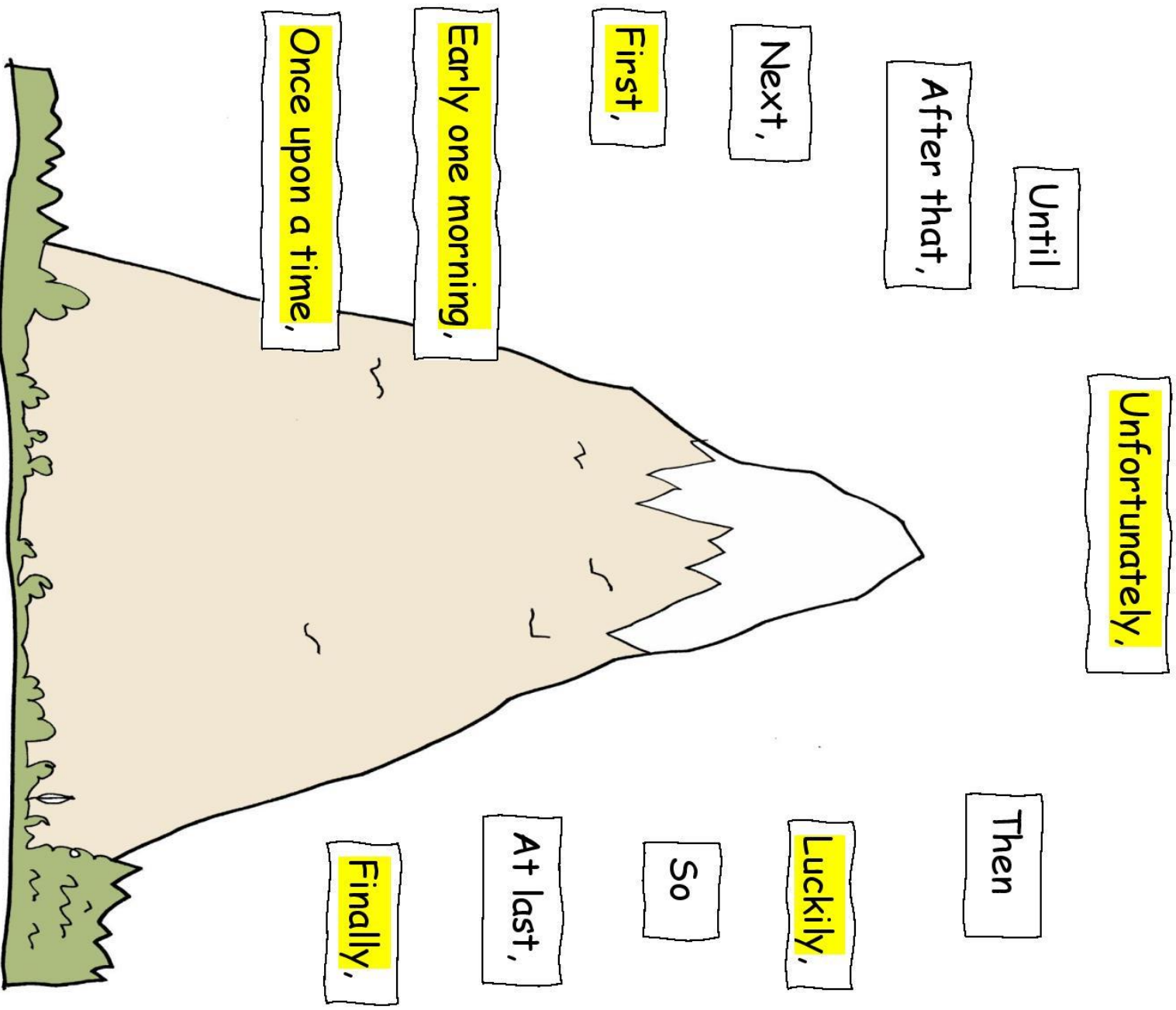
The flowchart consists of several yellow text boxes connected by lines to empty white drawing boxes. The text boxes contain the following questions and prompts:

- Where did you go next?
After that, ...
- Where did you go first?
First, we ...
- Where does your story begin? What is the dog called?
Early one morning,
- What happened?
Was it scary or funny?
Suddenly, ...
- What happened next?
Luckily, ...
- How did the story end?
... happily ever after.

Using your pictures to help you, now tell your story to your helper. If you are really lucky, they will write your story down and you can add in pictures and sign it.

Thursday Literacy Activity

These words will help your story have a clear structure so we know where it starts and what happened next, what happened in the middle and how it ends, so try to use these in your story. They have been arranged into a story mountain to help you. You may want to change the little words around a bit or leave some out when you tell your story. Draw in pictures for each stage.



Here I am at the beach having a lick of my ice-cream. On my walk, I found a **stick**. What do you notice about these two words: **lick** and **stick**?

Yes, the end of the words sound the same, which makes them rhyme. In this game, if you think the words rhyme, then jump across the golden river.



How to play the game:

You'll need a piece of fabric or a skipping rope to be a 'Golden River'. Place the 'golden river' across the floor (outdoors if possible).

- **Ask your child to say:** "Farmer, farmer may I cross your Golden River?"
- You select one word from the choices below (e.g. *stick*) and say: "Not unless your word rhymes with '**stick**'."
- Your child then says their word and, if it rhymes with **stick**, you let them jump the water.
- Then it's your turn to jump across so help your child choose a word you have to find a rhyme for. Don't forget, it's the sound of the word not the spelling that matters.

stick

tack

clock

luck

peck

Here's another set of words to play with:

blue

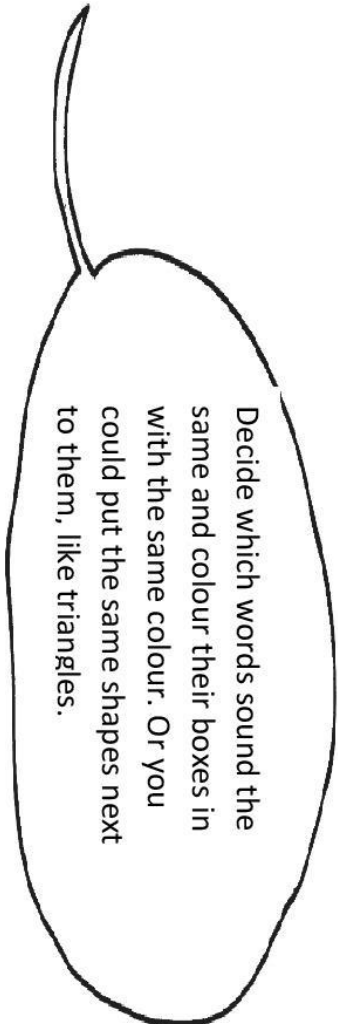
air

light

cool

sea

The sounds right rhyme game



Decide which words sound the same and colour their boxes in with the same colour. Or you could put the same shapes next to them, like triangles.

sack

brick

rock

check

Jack

truck

sick

sock

trick
























neck

duck

lick

chick

Phase 2 Sound Mat

 s	 a	 t	 p	 i	 n	 m	 d
 g	 o	 c	 k	 ck	 e	 u	 r
 h	 b	 f	 ff	 l	 ll	 ss	

Phase 3 Sound Mat

 j	 v	 w	 x	 y	 z	 zz	 qu
 ch	 sh	 th	 ng	 ai	 ee	 igh	 oa
 oo	 oo	 ar	 or	 ur	 ow	 oi	 ear
 air	 ure	 er					