










CLASS R TIMETABLE
Week beginning 06.07.20

Dear Class R,
 Over the next two weeks, we will be starting to get ready for moving to Class 1 in September. We will be practising our best writing and showing the grown-ups that will be with you just how amazing you are! I know they are really looking forward to meeting you soon and can't wait to see your stories. Have a great week. From Mrs Smith and the Class R team ☺

	Maths: 20 minutes	Literacy: 20 minutes	Other	Ongoing
	Start this week's activities by watching the video of Mrs Smith reading the story of 'Aliens Love Underpants' by Claire Freedman & Ben Cort, or reading the story together at home or in class. https://youtu.be/wjoWV1MWFgc			<u>Don't forget to look at the table below for extra ideas for all areas of the curriculum</u>
Day 1 (For children at home)	<p><u>Number Bonds to 10</u></p> <p>Before you watch today's video, make sure that you have these resources ready:</p> <p>Pencil, paper, coloured pens or pencils, scissors and a part-part whole diagram. (See below)</p> <p>https://youtu.be/zMZm1sz-3il</p>	<p><u>Phonics & Story Writing</u></p> <p>This is your chance to show us how amazing you are at making up stories. I can't wait to read them and share them with the grown-ups in Year 1.</p> <p>Before you watch today's video, make sure that you have these resources ready:</p> <p>Pencil and paper</p> <p>https://youtu.be/VXYQfHBIXWQ</p> 	<p>Explorers:</p> <p>Fly a kite! You may have a ready-made kite at home, or you may want to make your own. If it isn't a windy day, you could try running as fast as you can and see if you can make your kite fly behind you!</p> 	<p>Reading: 10 mins</p> <p>Handwriting: practise with Mrs Smith: (you will need some playdough) https://youtu.be/ttQR_nsGDGQ</p> <p>PE: Have your own Sports Day! Try out an egg and spoon race or a sack race in your garden.</p>
Day 2 (For children at home)	<p><u>Number Bonds to 20</u></p> <p>Before you watch today's video, make sure that you have these resources ready:</p> <p>Pencil, paper, 10 pants from yesterday, coloured pens or pencils, scissors and a part-part whole diagram. (See below)</p> <p>https://youtu.be/HX0Z3FFI4d4</p>		<p>PSHE:</p> <p>Think about something you would like to find out about Year 1. Maybe it's what you have for snack time or where you hang your coat up.</p> <p>Ask a grown-up to write down your questions and send them to Mrs Smith and she will pass them on to the Class 1 grown-ups to answer.</p>	<p>Reading: 10 mins</p> <p>Handwriting: practise with Mrs Smith: (you will need some playdough) https://youtu.be/C83NcwUTWv8</p> <p>Assembly with Mrs Nicholls https://youtu.be/bhFMPNaCWQU</p>

<p>Day 3</p>	<p>Sharing</p> <p>Watch this episode of Numberblocks and then have a go at solving these sharing problems:</p> <p>https://www.bbc.co.uk/iplayer/episode/m0006xcw/numberblocks-series-4-the-lair-of-shares</p> <p>Share 14 objects between 2 people.</p> <p>Share 12 objects between 3 people.</p> <p>Share 20 objects between 4 people.</p>	<p>My Favourite Story</p> <p>What is your favourite story? It could be one you can read yourself or one a grown-up has read to you. Draw a picture of something that happens in the story to share with the grown-ups that will be in Class 1 with you. They would love to hear about your favourite books!</p> 	<p>Art: Paint like Kandinsky</p> <p>Kandinsky was an artist who painted using lots of shapes and bright colours. Look at the PowerPoint on the Class R webpage about him and look at some of his artwork.</p>  <p>Have a go at creating your own piece of artwork in the same style as Kandinsky.</p>	<p>Reading: 10 mins</p> <p>Phonics: Practise reading and spelling your Phase 3 tricky words. (These can be found on the Class R webpage)</p> <p>Number: Count how many pairs of pants you have in your cupboard or drawer and make sure the aliens haven't taken any when you weren't looking!</p>
<p>Day 4</p>	<p>Time</p> <p>In class, we have a visual timetable that tells us everything that we are going to do during the day. Have a go at creating your own timetable of your day.</p>  <p>Don't forget to add in Breakfast and Going to bed too!</p>	<p>Making Compound Words</p> <p>A compound word is a word that is made up from two separate words, for example</p> <p>post + man = postman</p> <p>Watch this episode of Alphablocks, then go on a hunt around your house for things that are compound words and write them in a list. You can add any extra ones that you can think of too!</p> <p>https://www.bbc.co.uk/iplayer/episode/b02zc6hx/alphablocks-series-4-4-plusman</p>	<p>Science: Find out about how plants drink using this experiment.</p> <p>You will need: 3 celery sticks or 3 white flowers, 3 different shades of food colouring, jars with water.</p>  <p>You'll need at least three cups containing water with a different colour food dye in each. Red, blue, and yellow usually give the most visual effect. Add a celery stick or a white flower to each cup and wait for the change!</p>	<p>Reading: 10 mins</p> <p>Phonics: Practise reading and spelling your Phase 3 tricky words. (These can be found on the Class R webpage)</p> <p>Number: Watch '5 Little Men in a Flying Saucer'. Can you sing your own version starting with 10 little men, or even 20 little men? https://www.bbc.co.uk/teach/school-radio/nursery-rhymes-five-little-men-in-a-flying-saucer/z6qgscw</p>

Day 5	<p>If you need to, use today to have a 'catch-up day' to finish off any of the activities that you have not managed to do so far this week.</p> <p>If you have finished everything, you could have a go at this challenge today:</p> <p>Investigate space! Imagine you are going on an adventure into space, just like the Aliens in our story. What would you like to find out? Where would you like to visit? The link below takes you to the NASA website, which is full of fun space-based activities. There is everything from making your own space rocket to baking sun spot cookies! Choose an activity that interests you and see what exciting things you can create! https://spaceplace.nasa.gov/menu/do/</p>	
--------------	---	---

Other helpful links and ideas:

Maths	Phonics & Reading	PE	Other
Practise counting and number facts with the Numberblocks. https://www.bbc.co.uk/cbeebies/shows/numberblocks	Letters and Sound Lessons, ideal if a refresh is needed on digraphs. https://www.youtube.com/channel/UCP_FbjYUP_UtIdV2K_-niWw	Joe Wicks Home Workouts https://www.youtube.com/user/thebodycoach1	Art and Craft challenges – a new one set every week. http://www.containsart.co.uk/homeEd.html
Play a game to practise ordering numerals and counting. https://www.bbc.co.uk/bitesize/topics/zjkphbk/articles/zd4b382	BBC Bitesize is great to practise phonic sounds you find difficult https://www.bbc.co.uk/bitesize/topics/zvq9bdm	Oti Mabuse Dance routines, including Moana and Frozen https://www.youtube.com/user/mose_tsanagape	Lots of ideas for getting crafty! https://www.bbc.co.uk/cbeebies/makes
More maths ideas and challenges https://whiterosemaths.com/homelearning/early-years/	Access to online books if you have finished the school ones. https://www.oxfordowl.co.uk/for-home/	Themed yoga, including Pokemon, Frozen and Trolls https://www.youtube.com/user/CosmicKidsYoga	Parents can subscribe for free to access science, art, maths, phonic activities and much more. https://www.twinkl.co.uk/
	https://www.phonicsplay.co.uk/ to play a game to help practise your phonics – aim for Phases 2, 3 and 4.	Try the SASP Active challenges https://www.sasp.co.uk/uploads/maychallenge.pdf	Have a singalong at home or learn a new song. https://www.singup.org/singupathome/songs-for-learning/4-7
	Reading games and books can be accessed at https://www.teachyourmonstertoread.com/	Andy's Wild Workouts https://www.bbc.co.uk/programmes/p06tmvz	The CBeebies Go Explore app has lots of great activities covering all areas of the EYFS. https://www.bbc.co.uk/cbeebies/watch/cbeebies-go-explore-app

Part-Part-Whole

