
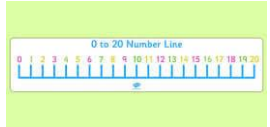










CLASS R TIMETABLE
Week beginning 13.07.20

Dear Class R,
 We have reached the last week of term! You have all been superstars and we are all so proud of you and the amazing learning you have done this year. We have a very special Celebration Assembly this week, which we hope you will enjoy. Have a wonderful Summer Holiday and we look forward to waving across the hall to you when you return to school in Year 1 in September!
 From Mrs Smith, Mrs Lewis, Mrs Egerton and Miss Chiplin ☺

	Maths: 20 minutes	Literacy: 20 minutes	Other	Ongoing
<p>Day 1 (For children at home)</p>	<p><u>Sorting into Groups</u></p> <p>Before you watch today's video, make sure that you have these resources ready:</p> <p>A selection of small objects to sort.</p> <p>https://youtu.be/CafYxNbPR34</p>	<p><u>What's Special About Me?</u></p> <p>Before you watch today's video, make sure that you have these resources ready:</p> <p>Pencil, paper and crayons or pens.</p> <p>https://youtu.be/Hs6LdEypJrc</p>	<p>PSHE:</p>  <p>Make a wish for Year 1! What would you like to do when you are in Year 1? What would you like to get even better at? What would you like to learn more about?</p> <p>Make a wish and write it on a star to share with the grown-ups in Year 1.</p>	<p>Story Time with Mrs McDonagh</p> <p>The Bumblebear by Nadia Shireen</p> <p>https://youtu.be/kVIYcDEEw_Y</p>
<p>Day 2 (For children at home)</p>	<p><u>Making Number lines</u></p> <p>Before you watch today's video, make sure that you have these resources ready:</p> <p>Pencil, paper (or blank number lines below) and 2 counters (or small paper circles)</p> <p>https://youtu.be/XoWdQYwfBKU</p> 	 <p>Remember to use your neatest handwriting, capital letters, finger spaces and full stops!</p>	<p>Celebration Assembly:</p> <p>Have a teddy bears picnic!</p>  <p>Usually at the end of Reception, we have a special picnic with our teddies and our grown-ups to celebrate all the wonderful things you have learnt throughout the year. Today, have one with your grown-ups at home and watch our special assembly.</p> <p>https://youtu.be/j0XYFK4D8O4</p>	<p>Story Time with Mrs Atterton</p> <p>Zog and the Flying Doctors by Julia Donaldson</p> <p>https://www.youtube.com/watch?v=XCVVSarfZIQ</p>

<p>Day 3</p>	<p>Baking Baking is a great way to practise your numbers and knowledge of weight and measurement. Choose something special to bake with the help of a grown up and see if you can use the scales to make sure you have the correct amount of each ingredient.</p> 	<p>I Spy and Read At the bottom of this timetable, you will find an 'I Spy' sheet. See if you can read the words around the edge and then spot them in the picture. You could then make your own version to test out on someone else, or play a game of 'I Spy' with someone in your family.</p>	<p>Art: Paint like Monet Monet was a famous artist. He was known as an 'Impressionist'. He loved to paint landscapes, especially of his garden and water and used lots of different colours. Have a go at painting your own landscape picture just like Monet, maybe you could paint your own garden.</p> 	<p>Story Time with Miss Davy The Gruffalo's Child by Julia Donaldson https://youtu.be/pY1Gg96abeQ</p>
<p>Day 4</p>	<p>Board Games Design your own board game that uses a dice or counting. You could make your own version of snakes and ladders, but turn it into a Star Wars version where you go up the light sabre or Frozen version where you have to go down the icicles! Play it with your family and see who wins!</p>	<p>My Best Memory Think about all the fun you have had at home over the last few weeks. Maybe you have been baking with your family, playing football in the garden, taking part in online dance lessons or staying up late for a film night! Choose one thing that you have really enjoyed and draw and label a picture of it so you will always remember that favourite memory.</p>	<p>Science: Make a Rocket Have a go at making a rocket that can blast off! You can make your own rocket or you could follow these instructions: https://www.bbc.co.uk/cbeebies/makes/the-lets-go-club-paper-cup-rocket</p>  <p>Challenge: How high can you make your rocket fly?</p>	<p>Story Time with Mrs Pyne Whatever Next! By Jill Murphy https://youtu.be/6MVLWqkbznY</p>
<p>Day 5</p>	<p><u>INSET DAY – The Summer Holidays Begin Here!</u></p>			

Other helpful links and ideas:

Maths	Phonics & Reading	PE	Other
Practise counting and number facts with the Numberblocks. https://www.bbc.co.uk/cbeebies/shows/numberblocks	Letters and Sound Lessons, ideal if a refresh is needed on digraphs. https://www.youtube.com/channel/UCP_FbjYUP_UtldV2K-niWw	Joe Wicks Home Workouts https://www.youtube.com/user/thebodycoach1	Art and Craft challenges – a new one set every week. http://www.containsart.co.uk/homeEd.html
Play a game to practise ordering numerals and counting. https://www.bbc.co.uk/bitesize/topics/zjkphbk/articles/zd4b382	BBC Bitesize is great to practise phonic sounds you find difficult https://www.bbc.co.uk/bitesize/topics/zvq9bdm	Oti Mabuse Dance routines, including Moana and Frozen https://www.youtube.com/user/mose-tsanagape	Lots of ideas for getting crafty! https://www.bbc.co.uk/cbeebies/makes
More maths ideas and challenges https://whiterosemaths.com/homelearning/early-years/	Access to online books if you have finished the school ones. https://www.oxfordowl.co.uk/for-home/	Themed yoga, including Pokemon, Frozen and Trolls https://www.youtube.com/user/CosmicKidsYoga	Parents can subscribe for free to access science, art, maths, phonic activities and much more. https://www.twinkl.co.uk/
	https://www.phonicsplay.co.uk/ to play a game to help practise your phonics – aim for Phases 2, 3 and 4.	Try the SASP Active challenges https://www.sasp.co.uk/uploads/maychallenge.pdf	Have a singalong at home or learn a new song. https://www.singup.org/singupathome/songs-for-learning/4-7
	Reading games and books can be accessed at https://www.teachyourmonstertoread.com/	Andy's Wild Workouts https://www.bbc.co.uk/programmes/p06tmvz	The CBeebies Go Explore app has lots of great activities covering all areas of the EYFS. https://www.bbc.co.uk/cbeebies/watch/cbeebies-go-explore-app

I Spy and Read

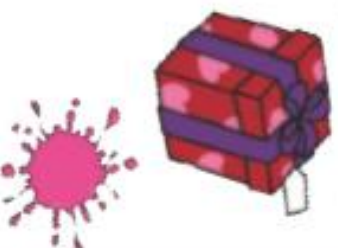
Draw a line to the matching picture when you have read each word.

tent



hand

gift



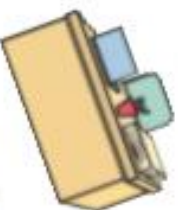
milk

nest



belt

shelf



sink



Challenge: Can you spell a word to match one of the pictures?