





KEEP ACTIVE ☺ STAY HEALTHY ☺ HAVE FUN AND SMILE ☺ ENJOY THE LOVELY WEATHER ☺

Ongoing → PE. Every morning at 09.00 Joe Wicks will be live on You tube for 30 mins or you could try 'Cosmic Kids' yoga and mindfulness.

	<p>Maths (60 mins each day) This week we are continuing to focus on decimals using the White Rose website. (https://whiterosemaths.com/homelearning/year-4/). Make sure you select the correct week and lesson as outlined below. For those of you who enjoy a Maths challenge... Go to the 'Class 4' website page and you will find a document called 'Decimal Place Value Riddle Challenges'. Have a go at some of these and record answers in your book. <i>(This is optional)</i></p>	<p>Literacy (60 mins each day) This week our literacy focus will be creative writing. We will be using a video clip from the Literacy Shed website called 'The Night Zookeeper' to inspire our writing. Use this link each day. https://www.literacyshed.com/night-zoo.html Remember, Year 4 writing should include; CL . , ! ? ' " "</p>	<p>Other (60 mins each day) We have now reached the Summer Term of Class 4...Can you believe it?! Our quest this term is 'Going for Gold'. We are going to be learning about the famous invaders, raiders, traders known as the mighty Vikings!</p> 	<p>Ongoing Please continue with learning/ further developing a new skill. Learn a new skill or further develop a skill that you can share with your peers on return to school. This could include; cooking, sewing, knitting, playing an instrument, keepie uppies, pogo sticking and hula hooping etc. Play a variety of board games and share books with your family.</p>	<p>Spelling (Homework) This week we are learning spellings which use the suffix '-ation'.</p>
<p>Day 1</p>	<p>Maths Warmup – see resource called 'Fluent in Five' (Wk1) on class webpage. Complete Day 1 and record in book. White Rose Maths website (link above). Go to <u>Week 1, Lesson 5 – Dividing 1 digit by 10</u>. There is <u>not an expectation to print the worksheets</u>, instead <u>copy the question number and answer into your maths books</u>, however if you prefer to print the sheet, this is also ok. <i>Please <u>watch the video clip BEFORE completing the sheet</u>.</i> <i>After you have completed the sheet, there is a copy of the answers available for you/a family member to mark.</i> <i>Then self-edit your work (if needed).</i></p>	<p>https://www.literacyshed.com/night-zoo.html Day 1: Creating a character. Think about, and verbally answer the 3 key Qs before watching the video. Watch the video (pause it, if needed) Answer the 5 questions in your book after watching the video. Today's task: Invent your own magical animal that will live in the night zoo. Use the description headings in the video to support you (name, home, likes, dislikes, special abilities, skills). You could also draw a picture of your magical animal.</p>	<p>Choose a BBC Supermovers Maths workout. https://www.bbc.co.uk/teach/supermovers/ks2-maths-collection/z7frpg8 PE: Practise your throwing and catching skills with whatever equipment you have - ball, beanbag, even a teddy! You could: -See how many catches you can make without dropping the 'ball'. -Draw a target to try and hit. -Play with someone else – how many different kinds of throws can you do? -Can you make up a goal scoring game? REMEMBER – always watch the ball, have your hands ready but relaxed (no stiff fingers) and draw it into your body as you catch.</p>	<ul style="list-style-type: none"> Reading to an adult, every day for 15 mins. Please record in your reading record. Times tables practice every day for 10 mins. Please record in your multiplication booklets (or on paper if you haven't got them). 	<p>Which spellings should I learn? Grp 1 and 4: 8 of the spellings listed and 2 Statutory words. Grp 2: 6 of the spellings listed and 2 Statutory words. Grp 3: 4 of the spellings listed and 2 Statutory words.</p> <p><i>creation nation station education relation operation sensation occupation determination punctuation continuation preparation variation consideration</i></p>
<p>Day 2</p>	<p>Maths Warmup – 'Fluent in Five' (Wk 1) Complete Day 2 and record in your book. Use the answers to mark your work. White Rose Maths website (link above). Go to <u>Week 2, Lesson 1 – Divide 2 digits by 10</u>. Remember to watch the clip, then complete the sheet and finish by marking your work and editing.</p>	<p>https://www.literacyshed.com/night-zoo.html Day 2: Story setting. Think about, and verbally answer the 3 key Qs before watching the video. Watch the video. During the video pause and record some of the interesting adjectives used. Answer the 3 questions in your book after watching the video. Today's task: Decide and write the setting for your adventure story. You must include the senses.</p>	<p>Choose a BBC Supermovers English workout. https://www.bbc.co.uk/teach/supermovers/ks2-english-collection/zmv4scw Science: Watch clips (these clips may have adverts as they are on You Tube) https://www.youtube.com/watch?v=CqYe6kN7jrQ and https://www.youtube.com/watch?time_continue=32&v=bLhTgTwbYMI&feature=emb_logo TASK: Look at the sheet on page 4 of this document. Either print and complete it or draw it into your books. Make sure you <u>label the parts of a plant</u> and <u>explain the functions</u> of the different parts of the plant.</p>	<p>Use the Maths Frame website. Adjust the difficulty by changing the time interval. https://mathsframe.co.uk/en/resource/resource/477/Multiplication-Tables-Check</p> <ul style="list-style-type: none"> Spelling (see column to the right →) Use the statutory spelling handwriting booklets to practise your statutory spellings. 	

TIMETABLE CLASS 4 WEEK 5

<p>Day 3</p>	<p>Maths Warmup – ‘Fluent in Five’ (Wk 1) Complete Day 3 and record in your book. Use the answers to mark your work.</p> <p>White Rose Maths website (link above). Go to <u>Week 2, Lesson 2</u> – Hundredths.</p> <p><i>Remember to watch the clip, then complete the sheet and finish by marking your work and editing.</i></p>	<p>https://www.literacyshed.com/night-zoo.html</p> <p>Day 3: A problem to address. Think about, and verbally answer the 3 key Qs before watching the video. Watch the video (pause it, if needed) Answer the 4 questions in your book after watching the video.</p> <p>Today’s task: Decide on the problem that your character will face. Write a problem paragraph. You should include; fronted adverbials, prepositions, expanded noun phrases & wow adjectives.</p>	<p>Choose a BBC Supermovers Maths workout. https://www.bbc.co.uk/teach/supermovers/ks2-maths-collection/z7frpg8 (Wed)</p> <p>Choose a BBC Supermovers English workout. https://www.bbc.co.uk/teach/supermovers/ks2-english-collection/zmv4scw (Thurs)</p> <p>Quest: History/Art/D&T (Complete this over 2 afternoons)</p> <p>Login to Espresso Username: student3817 Password: Milverton Go to KS2, History, Vikings, Videos and watch ‘Who were the Vikings?’ As you watch the video make some notes in your book as a mind map.</p>	<p>Other ongoing activities:</p> <ul style="list-style-type: none"> Optional – Lego project (It would be good if you could take photos to share upon our return to school). Continue to earn some important skills such as telling the time and tying your own shoe laces. Keep in contact with your friends. Have a chat and share some jokes. Surprise your parents by offering to help prepare and cook a meal for your family. Play some outside games in your garden. Could you play noughts and crosses using sticks and stones? Could you try French skipping? 	<p>Where will I find the statutory spellings? Either in your purple h/w folder at the very back or in the spelling pack given to you when we finished school.</p> <p>Use the normal format for practising spellings (look, cover, write, check) and choose an activity to help memorise your spellings e.g. pyramids, rainbow writing, sentences, spelling squiggles etc.</p>
<p>Day 4</p>	<p>Maths Warmup – ‘Fluent in Five’ (Wk 1) Complete Day 4 and record in your book. Use the answers to mark your work.</p> <p>White Rose Maths website (link above). Go to <u>Week 2, Lesson 3</u> – Hundredths as decimals.</p> <p><i>Remember to watch the clip, then complete the sheet and finish by marking your work and editing.</i></p>	<p>https://www.literacyshed.com/night-zoo.html</p> <p>Day 4: Solving the problem. Think about, and verbally answer the 3 key Qs before watching the video. Watch the video (pause it, if needed) Answer the 4 questions in your book after watching the video.</p> <p>Today’s task: To complete the middle and end of your story by writing a ‘solution’ paragraph. You should include features of suspense writing (short sentences, sounds etc.)</p>	<p>TASK: Make a game that tests Viking knowledge using information you have gained from the video. You can create your game how you wish. You may like to make a board game (like the picture). You will need to create questions cards and could have multiple choice answers. Example: Q: ‘How did the Vikings travel to Britain?’ A: 1) by canoe 2) by cruise ship 3) by longboat Enjoy playing your game with your family ☺</p> <p>You may enjoy listening to this Horrible Histories song: https://www.bbc.co.uk/cbbc/watch/horrible-histories-song-vikings-and-garfunkel</p>		<p>Please ask a grown up or older sibling to test you on your weekly spellings and record them in your blue books.</p>
<p>Day 5</p>	<p>Well done Class 4 on reaching the final day of home learning for this week! You have 2 options today: A) Use today as a ‘catch up’ day if you are a little behind with the timetable of learning or B) further your learning by completing the activities outlined below. Have a great day ☺</p> <p>Maths Warmup – ‘Fluent in Five’ (Wk 1) Complete Day 5 and record in your book. Use the answers to mark your work.</p> <p>MyMaths: Tenths and Hundredths. Do the lesson and complete the online homework. Please read my message on MyMaths BEFORE completing the task. 😊</p> <p>Try attempting some of the ‘decimal place value riddle’ challenges.</p>	<p>Today’s task: Edit and write up your creative adventure story and share it with a family member. <i>Be sure to blow them away with your fantastic choice of vocabulary and perfect punctuation! (Please remember non-negotiable punctuation.)</i> You can hand write your story or type it if you prefer. Add lots of illustrations. You can decorate borders on your page or make it into a book. As always, I look forward to reading your stories!</p>	<p>Choose a BBC Supermovers Maths or English workout.</p> <p>Music/Art: Listen to ‘Viking Quest’ on the link below. https://central.espresso.co.uk/espresso/primary_uk/subject/module/music/item1196013/grade2/index.html Think about what you have learnt so far about the Vikings this week. Draw a picture of a Viking scene – whatever the music makes you think about. Perhaps Vikings are rowing across the sea or up a river. Maybe they are farming on their new land in England. <i>What do you think is happening?</i></p>	 	<p>Please ask a grown up or older sibling to test you on your weekly spellings and record them in your blue books.</p>

TIMETABLE CLASS 4 WEEK 5

A message from Miss Brown...

Hello Class 4!

I hope you have all had an enjoyable Easter break and are safe and well. We are now entering the Summer Term of Class 4. How quickly has time flown by?! I can imagine it must feel strange for you being away from school for so long and that you are missing playing with your friends. Don't worry, the adults in Class 4 find it just as strange! Mrs Hards, Mrs Jessep, Miss Davy and I miss you all and look forward to seeing you soon!

We have now finished our fantastic 'Times Gone By' quest and are moving on. This term our quest is called 'Going for Gold' and we are going to be learning lots about the Vikings. I would love for you to share some of your learning with me. You can do this by taking photos or writing a message and emailing it to me. My email address is: class4.sch233@educ.somerset.gov.uk.

One final message...

Keep up the great work Class 4! Remember that we ask you to try your best and remain positive. Look after yourselves and your family and keep on smiling!

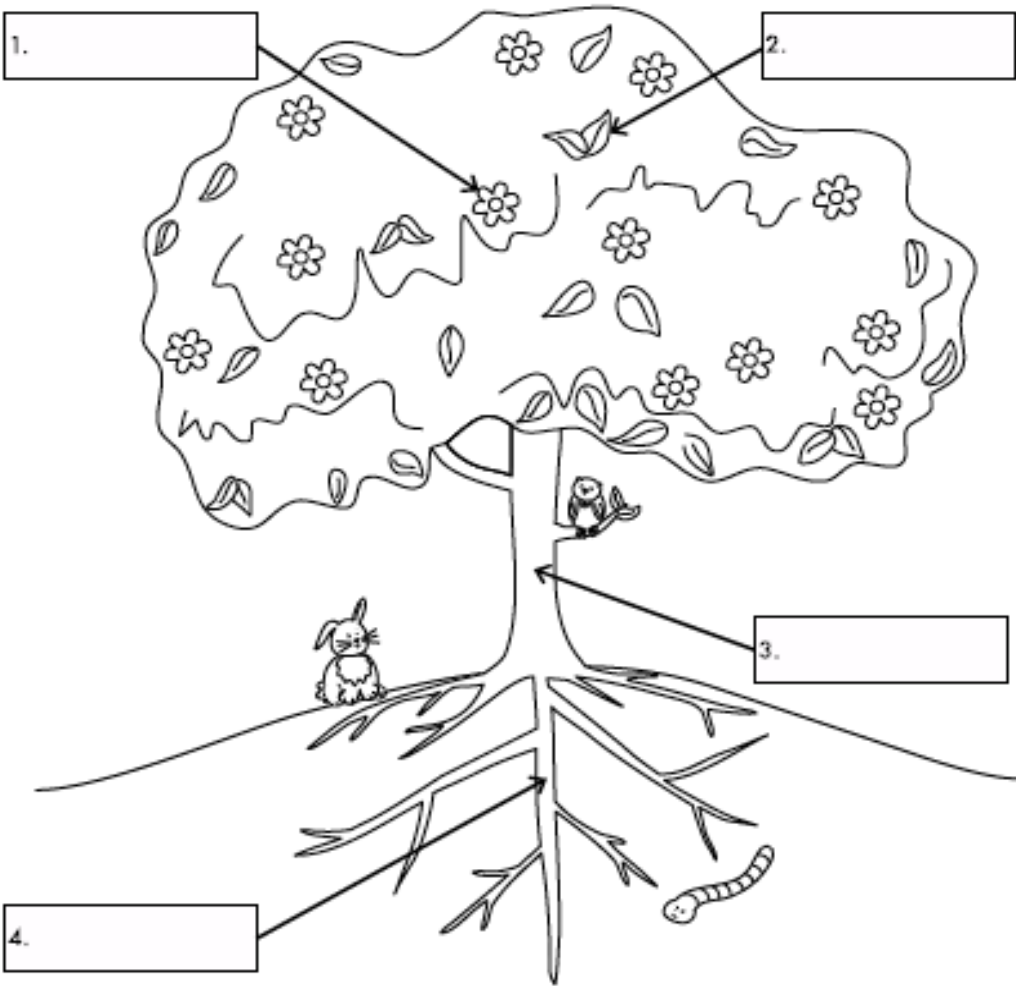
Miss Brown ☺

For those of you who like to sing, remember that you can access this website and you'll recognise some songs that we sing in school.
https://www.outoftheark.co.uk/ootam-at-home/?utm_source=homepage&utm_campaign=ootamathome2&utm_medium=banner

PARTS OF A FLOWERING PLANT

PARTS OF A FLOWERING PLANT

★ Label the parts of the plant in the diagram below and colour in using the colours given in the table on the right



FUNCTIONS OF THE PLANT PARTS

★ Complete the table below with the function of the main parts of the flowering plant

Plant Part	Function (Job)
Roots (Colour Grey)	
Trunk/Stem (Colour Brown)	
Leaves (Colour Green)	
Flower (Colour Orange)	