

Home Learning Timetable Class 5 Week Beginning: 11th January 2021 (Week 1)

Due to the sudden lockdown, we are aware that the children have not been given a book to record their home learning in this time. They could continue to record this lockdown's work in a previous book (if there is space) or use their own book/pad/paper. Alternatively, a computer could be used to word process their work.

This time the extra resources can be downloaded from a Google Drive link.

The link is: <https://drive.google.com/drive/folders/1JUXNinkX2sUr8SQtaWBVC5HN102KCDhp?usp=sharing>

This link will only be active for the week. Any resource coloured green in this timetable can be found on Google Drive. Any resource coloured purple is found below this timetable. All weblinks are blue. **PLEASE NOTE:** to get full functionality of the PowerPoints, especially the 'Flashback 4' resource the PowerPoint must be fully downloaded. If not, you will just see the answer slides.

Daily Activities:

- **PE: It is really important to stay fit and healthy.** You can do this by challenging yourself to complete **30 mins of physical activity each day.** Here are some activities to do...
 - **Joe Wicks** is completing lockdown PE sessions again on **Mondays, Wednesdays and Fridays.**
 - **Premier Sport** have free 'Stay Active' resources that parents can sign up to (<https://www.premier-education.com/stay-active/>)
 - **Premier Sport** have recorded some **PE sessions on YouTube** which you can have a go at (https://m.youtube.com/results?search_query=Stay+active+premier+education)
 - **PE with Mr P** has a variety of games which you can complete individually or with somebody in your household (<https://www.youtube.com/channel/UCgNTIPdxikGjRU0ASrIY5Q>)
- **Reading:**
 - Please enjoy reading books that you have at home and **read for 15 minutes each day.** Remember to ask an adult, if possible, to ask questions about the text you are reading and to sign your reading record. Thank you.
- **Times tables:**
 - Practise your **times tables each day for 10 minutes.** There are many free times table websites and apps. <https://www.topmarks.co.uk/maths-games/7-11-years/times-tables> <http://www.timestables.me.uk/> <https://urbrainy.com/mtc> <https://www.topmarks.co.uk/maths-games/hit-the-button>
 - **Please use this lockdown to learn your tables off by heart for instant recall. Everyone can learn them up to 12x12! Please see above for activities. We will be over the moon if you can do it! Your maths will become easier too.**
- **Spellings:**
 - Please continue to practise your **spellings daily** (as you would do in school) and ask an adult to test you on a Friday. Spellings can be found later in this document ([page 6](#))

Maths (60 mins each day)

This week we are learning about multiplication and division.
The Maths worksheets and answers for this week can be accessed by clicking on the red resources link above.
The link below will take you to the online lesson videos for Year 5 from White Rose Maths:
<https://whiterosemaths.com/homelearning/year-5/week-1-number-multiplication-division/>

Literacy (60 mins each day)

This week our Literacy focus is recounts. By the end of the week I would like you to be able to share with me a biographical recount, from a child's perspective, about the announcement declaring the start of World War 2.
For all of the writing that the children produce, we would encourage them to use Years 5 and 6 Age Related Expectation criteria for writing. These can be found in a document on the Google drive link called 'Grammar and Writing Expectations explained'.

Other (60 mins each day)

This term our quest title is 'I Wonder...?' We will be thinking about, asking and answering 'I wonder...' questions related to our historical topic of WW2 and the Battle of Britain and our Science focus on 'light'.



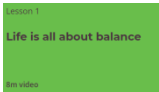
Home Learning Timetable Class 5 Week Beginning: 11th January 2021 (Week 1)

Due to the sudden lockdown, we are aware that the children have not been given a book to record their home learning in this time. They could continue to record this lockdown's work in a previous book (if there is space) or use their own book/pad/paper. Alternatively, a computer could be used to word process their work.

<p>Day 1</p>	<p>Warm up challenge: Using the red link above to access and open the PowerPoint called 'Flashback 4'. Launch the slide show from the beginning and complete 'Day 1'. Tick or fix your answers using the next slide. Main: To be able to multiply a 2 digit number by a 1 digit number. Watch the first lesson using the blue White Rose Maths link above. Complete the step by step activities and learning. Next, answer the questions from the worksheet found using the link in red above. Tick and fix using the answers. Plenary Have a go at one or two questions from the PowerPoint called 'Multiplication and Division Reasoning and Problem solving' that can be downloaded using the red link above.</p>	<p>Reading and spelling practice is part of your daily Literacy learning. Please see spellings on page 6. Remember to ask an adult to sign your reading record.</p> <p>Starter activity: Improve the simple sentence using the criteria below. (Go to page 5 of this document for an explanation of this task.)</p> <p>Simple sentence: The big tree.</p> <p>Writing expectations: 1. fronted adverbial 2. expanded noun phrase 3. exclamation mark 4. apostrophe for possession</p> <p>Today's lesson: Work your way through the Literacy PDF. The tasks are outlined on each slide.</p>	<p>History: The understanding of chronology is an important part of our learning in this subject. The first thing we would like you to do is download the 'World History Timeline' from red link (top left). After you've opened the document, spend some quality time getting to know the timeline. Look at the different periods in history. Which of these have you studied before? Which of them are new to you? Once you feel more confident with the timeline, try and use it to answer the following questions:</p> <ol style="list-style-type: none"> 1. How many years is one interval on the timeline worth? 2. Approximately, what is the length of time of Ancient Rome? 3. Approximately, when did the Romans enter Britain? 4. How long after the Romans left Britain did the 'Black Death (The Plague) begin? 5. For how many years were the Vikings invading Britain? 6. How many years ago did the Tudors begin ruling England and Wales? (we are now 2021) 7. How many years ago did the Ancient Egyptian Civilisation begin? 8. How many years ago was Stonehenge built? 9. When did World War Two (WW2) begin and End? 10. How long ago did WW2 begin?
<p>Day 2</p>	<p>Warm up challenge: Using the red link above to access and open the PowerPoint called 'Flashback 4'. Launch the slide show from the beginning and complete 'Day 2'. Tick or fix your answers using the next slide. Main: To be able to multiply a 3 digit number by a 1 digit number. Watch the named lesson using the blue White Rose Maths link above. Complete the step by step activities and learning. Next, answer the questions from the worksheet found using the link in red above. Tick and fix using the answers. Plenary Have a go at one or two questions from the PowerPoint called 'Multiplication and Division Reasoning and Problem solving' that can be downloaded using the red link above.</p>	<p>Reading and spelling practice is part of your daily Literacy learning. Please see spellings on page 6. Remember to ask an adult to sign your reading record.</p> <p>Starter activity: Improve the simple sentence using the criteria below.</p> <p>Simple sentence: The tired parent slept.</p> <p>Writing expectations: 1. relative clause 2. expanded noun phrase 3. prepositional phrase 4. fronted adverbial</p> <p>Today's lesson: Work your way through the Literacy PDF. The tasks are outlined on each slide.</p>	<p>Science: Our Science unit for this half term is 'light' and we will be using the material on the Oak Academy website. Lesson 1: What is light and where does it come from? https://classroom.thenational.academy/lessons/what-is-light-and-where-does-it-come-from-6rv3je</p> <div data-bbox="1944 1114 2132 1193" style="border: 1px solid black; padding: 2px;"> <p>Lesson 1 What is light and where does it come from?</p> </div> <p>TASK 1: Complete the introductory quiz. TASK 2: Gather these resources for the practical investigation: <i>a light source (e.g. lamp, torch or phone light), a piece of paper, a piece of cardboard and a piece of something transparent (e.g. clear plastic).</i> Don't worry if you don't have them, you can still complete the lesson. TASK 3: Watch Miss Simkin's video and pause as necessary to complete the questions. TASK 4: Complete or watch the investigation.</p>


Home Learning Timetable Class 5 Week Beginning: 11th January 2021 (Week 1)

Due to the sudden lockdown, we are aware that the children have not been given a book to record their home learning in this time. They could continue to record this lockdown's work in a previous book (if there is space) or use their own book/pad/paper. Alternatively, a computer could be used to word process their work.

<p>Day 3</p>	<p>Warm up challenge: Using the link above to access and open the PowerPoint called 'Flashback 4'. Launch the slide show from the beginning and complete 'Day 3'. Tick or fix your answers using the next slide. Main: To be able to multiply a 4 digit number by a 1 digit number. Watch the named lesson using the blue White Rose Maths link above. Complete the step by step activities and learning. Next, answer the questions from the worksheet found using the link in red above. Tick and fix using the answers. Plenary Have a go at one or two questions from the PowerPoint called 'Multiplication and Division Reasoning and Problem solving' that can be downloaded using the red link above.</p>	<p>Reading and spelling practice is part of your daily Literacy learning. Please see spellings on page 6. Remember to ask an adult to sign your reading record. Starter activity: Improve the simple sentence using the criteria below. Simple sentence: The dog jumped. Writing expectations: 1. relative clause 2. expanded noun phrase 3. direct speech 4. question mark 5. prepositional phrase Today's lesson: Work your way through the Literacy PDF. The tasks are outlined on each slide.</p>	<p>Geography: <i>Today we are going to look at the different countries involved in WW2 and where they are located on a map.</i> TASK 1: Watch this clip: https://www.bbc.co.uk/teach/class-clips-video/history-ks2-geography-of-world-war-two/zv99rj6 TASK 2: Now answer these questions using your understanding from the video. Can you answer these questions? 1. Approximately, how many countries were involved in WW2? 2. Which countries were known as the 'Axis Powers'? 3. Name the countries that were known as the 'Allies' and record the 3 most important countries first. 4. Why did WW2 break out? TASK 3: Map activity (PAGE 7). Choose 3 different colouring pencils and complete the key with 'Allies', 'Axis Powers' and 'Neutral countries'. Now colour each country using your key.</p>
<p>Day 4</p>	<p>Warm up challenge: Using the link above to access and open the PowerPoint called 'Flashback 4'. Launch the slide show from the beginning and complete 'Day 4'. Tick or fix your answers using the next slide. Main: To be able to multiply a 2 digits (area model) PART 1 Watch the next lesson using the blue White Rose Maths link above. Complete the step by step activities and learning. Next, answer the questions from the worksheet found using the link in red above. Tick and fix using the answers. Plenary Have a go at one or two questions from the PowerPoint called 'Multiplication and Division Reasoning and Problem solving' that can be downloaded using the red link above.</p>	<p>Reading and spelling practice is part of your daily Literacy learning. Please see spellings on page 6. Remember to ask an adult to sign your reading record. Starter activity: Improve the simple sentence using the criteria below. Simple sentence: It was New Year. Writing expectations: 1. expanded noun phrase 2. question mark embedded in direct speech 3. fronted adverbial 4. modal verb 5. prepositional phrase 6. relative clause Today's lesson: Work your way through the Literacy PDF. The tasks are outlined on each slide.</p>	<p>(30 mins) PSHE: Our PSHE unit this half term is 'Eat well, live well' and we will be using the material on the Oak Academy website. Lesson 1: Life is all about balance.  https://classroom.thenationalacademy/lessons/life-is-all-about-balance-crwk6r TASK 1: Take a few minutes to think about what a 'balanced lifestyle' consists of. TASK 2: Watch the video clip. <i>Did you manage to think of any of the 3 components (exercise, good food habits or sleep/rest) mentioned in the video?</i> TASK 3: Design a poster/prompt to show the components of a balanced lifestyle. Use the success criteria on the video. MFL – French Listen and Repeat with Alexa Focus: French Greetings (French Essentials Lesson 1) https://www.youtube.com/watch?v=hd0_GZHHWeE Please click on the link above and enjoy working with Alexa. Listen carefully and repeat after her. Please stop and start the video so that you can write down the new words and phrases she teaches you. Please remember to write the French AND the English.</p>

Home Learning Timetable Class 5 Week Beginning: 11th January 2021 (Week 1)

Due to the sudden lockdown, we are aware that the children have not been given a book to record their home learning in this time. They could continue to record this lockdown's work in a previous book (if there is space) or use their own book/pad/paper. Alternatively, a computer could be used to word process their work.

<p>Day 5</p>	<p>Warm up challenge: Using the link above to access and open the PowerPoint called 'Flashback 4'. Launch the slide show from the beginning and complete 'Day 5'. Tick or fix your answers using the next slide. Main: To be able to multiply a 2 digits (area model) PART 2 Watch the next lesson using the blue White Rose Maths link above. Complete the step by step activities and learning. Next, answer the questions from the worksheet found using the link in red above. Tick and fix using the answers. Plenary Have a go at one or two questions from the PowerPoint called 'Multiplication and Division Reasoning and Problem solving' that can be downloaded using the red link above.</p>	<p>Reading and spelling practice is part of your daily Literacy learning. Please see spellings on page 6. Remember to ask an adult to sign your reading record. <u>Starter activity: Improve the simple sentence using the criteria below.</u> Simple sentence: The snow fell. Writing expectations: 1. simile 2. commas in a list 3. exclamation mark 4. modal verb 5. prepositional phrase <u>Today's lesson:</u> Work your way through the Literacy PDF. The tasks are outlined on each slide.</p>	<p>Art: This term our artist case study is Henry Moore. TASK 1: Watch the video about the life of Henry Moore using this link https://tinyurl.com/y636a9gz <i>If you are struggling to access this link, follow instructions on this photo →</i> A screenshot of the Discovery Education Espresso login page. It shows the Discovery Education logo, the text 'Home Access Login', the URL 'Visit: www.discoveryeducation.co.uk', and instructions 'Click "Login" and select "Espresso"'. Below that, there are fields for 'Username: student.3817' and 'Password: mluverton'. Make some notes about the video. TASK 2: Now explore the 'Tate Kids' website to research more information about Henry Moore. https://www.tate.org.uk/kids/explore/who-is/who-henry-moore Read the fact file about Henry Moore (see 'KS2-Henry-Moore-artist-fact-file' using the Google Drive link above). TASK 3: Use the information you have found out today to produce an artist case study sheet on Henry Moore (just like we did for William Morris in school). You can choose how you present your case study e.g. using a computer, using the template called 'Artist-study-fact-sheet-template' using Google Drive link above or creating your own case study sheet. Challenge: Try and sketch one of his famous pieces of artwork and include it within your case study.</p>
-------------------------------------	--	---	--

Home Learning Timetable Class 5 Week Beginning: 11th January 2021 (Week 1)

Due to the sudden lockdown, we are aware that the children have not been given a book to record their home learning in this time. They could continue to record this lockdown's work in a previous book (if there is space) or use their own book/pad/paper. Alternatively, a computer could be used to word process their work.

Literacy 'Starter Activity' Work:

The aim of the warm up activity is to practise using a variety of Year 5/6 age related writing expectations. The children have done activities like this before and they know what to do. However, if they have forgotten here is a brief set of instructions.

1. Read the simple sentence of the day.
2. Look at the 'writing expectations' for the day.
3. Revise what each expectation is, if necessary (the Internet can be used for this or see the 'Grammar and Writing Expectations explained' document on Google Drive).
4. Be creative and imaginative.
5. Say the sentence, write the sentence, read the sentence, edit the sentence.
6. Aim to include all of the expectations within the paragraph that extends the simple sentence.

Please see the example below.

Example:

Simple sentence: It was frosty.

Expectations:

- relative clause
- expanded noun phrase
- prepositional phrase
- parenthesis
- direct speech
- fronted adverbials
- apostrophe for both possession and contraction

Slowly, the frosty, biting snow, which crunched underfoot, settled neatly down on the grass. Helen shouted, "I can't get out!" The door's threshold was stuck as a stick had been wedged in.

Home Learning Timetable Class 5 Week Beginning: 11th January 2021 (Week 1)

Due to the sudden lockdown, we are aware that the children have not been given a book to record their home learning in this time. They could continue to record this lockdown's work in a previous book (if there is space) or use their own book/pad/paper. Alternatively, a computer could be used to word process their work.

L.O. to understand and spell words ending in -tial.

Please continue the choice of spellings as you did last term. Choose either red or black or both, however, everyone must do the green.

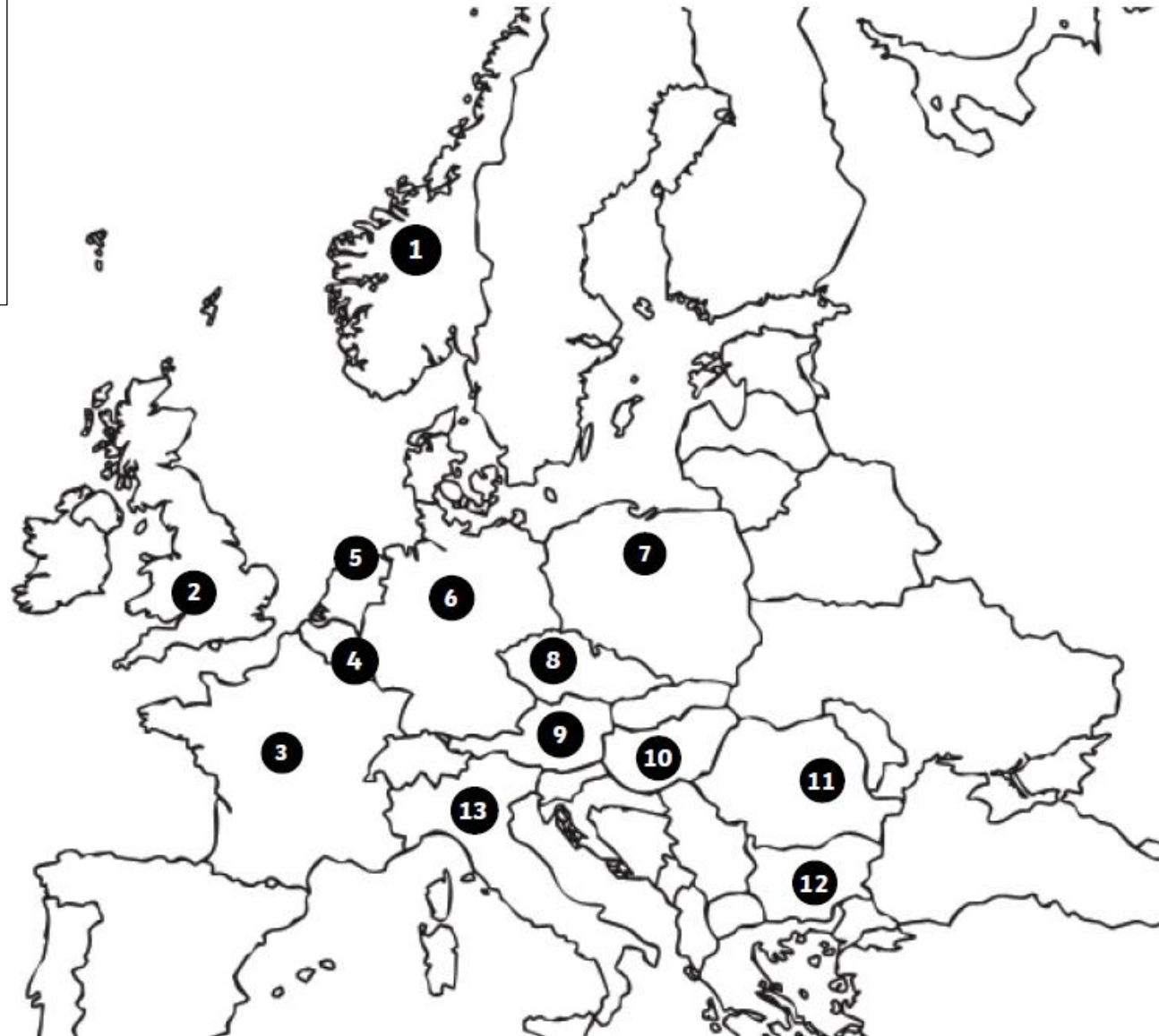
<i>Look, cover, say, write, check</i>	<i>Monday</i>	<i>Tuesday</i>	<i>Wednesday</i>	<i>Thursday</i>	<i>Friday</i>
<i>partial</i>					
<i>confidential</i>					
<i>essential</i>					
<i>initial</i>					
<i>spatial</i>					
<i>potential</i>					
<i>martial</i>					
<i>celestial</i>					
<i>credentials</i>					
<i>influential</i>					
<i>suggest</i>					
<i>forty</i>					

If you do not understand the meaning of the word, please look it up in a dictionary and then make up a sentence with the word in. You can write the sentence or say the sentence to an adult who can check your use of the word.

Due to the sudden lockdown, we are aware that the children have not been given a book to record their home learning in this time. They could continue to record this lockdown's work in a previous book (if there is space) or use their own book/pad/paper. Alternatively, a computer could be used to word process their work.

World War II Colouring Map - Europe

Key:



- ❶ Norway
- ❷ United Kingdom
- ❸ France
- ❹ Belgium
- ❺ Netherlands
- ❻ Germany
- ❼ Poland
- ❽ Czechoslovakia
- ❾ Austria
- ❿ Hungary
- ⓫ Romania
- ⓬ Bulgaria
- ⓭ Italy