

# Home Learning Timetable Class 6 Week Beginning: 11<sup>th</sup> January 2021 (Week 1)

Due to the sudden lockdown, we are aware that the children have not been given a book to record their home learning in this time. They could continue to record this lockdown's work in a previous book (if there is space) or use their own book/pad/paper. Alternatively, a computer could be used to word process their work.

This time the extra resources can be downloaded from a Google Drive link. The link is: [https://drive.google.com/drive/folders/16rc6UJzYbW3UaQkPDTcrI\\_fiGYIhmPaq?usp=sharing](https://drive.google.com/drive/folders/16rc6UJzYbW3UaQkPDTcrI_fiGYIhmPaq?usp=sharing)

This link will only be active for the week. Any resource coloured **green** in this timetable can be found on Google Drive.

Any resource coloured **purple** can be found in this document. All weblinks are **blue**.

## Daily Activities:

- **PE: It is really important to stay fit and healthy.** You can do this by challenging yourself to complete **30 mins of physical activity each day.** Here are some activities to do...
  - **Joe Wicks** is completing lockdown PE sessions again on **Mondays, Wednesdays and Fridays.**
  - **Premier Sport** have **free 'Stay Active' resources** that parents can sign up to (<https://www.premier-education.com/stay-active/>)
  - **Premier Sport** have recorded some **PE sessions on YouTube** which you can have a go at ([https://m.youtube.com/results?search\\_query=Stay+active+premier+education](https://m.youtube.com/results?search_query=Stay+active+premier+education))
  - **PE with Mr P** has a variety of games which you can complete individually or with somebody in your household (<https://www.youtube.com/channel/UCgNTIPdxikGijRU0ASrIYSQ>)
- **Reading:**
  - Please enjoy reading books that you have at home and **read for 15 minutes each day.** Remember to ask an adult, if possible, to ask questions about the text you are reading and to sign your reading record. Thank you.
- **Times tables:**
  - Practise your **times tables each day for 10 minutes.** There are many free times table websites and apps. <https://www.topmarks.co.uk/maths-games/7-11-years/times-tables>  
<http://www.timestables.me.uk/> <https://urbrainy.com/mtc> <https://www.topmarks.co.uk/maths-games/hit-the-button>
  - **Please use this lockdown to learn your tables off by heart for instant recall. Everyone can learn them up to 12x12! Please see below for activities. We will be over the moon if you can do it! Your maths will become easier too.**
- **Spellings:**
  - Please continue to practise your **spellings daily** (as you would do in school) and ask an adult to test you on a Friday. Spellings are later in this document (**Page 6**).

### Maths (60 mins each day)

This week we are building on our prior knowledge and understanding of decimals from previous year groups. We will be using the White Rose Maths teaching videos.

After watching the video clips, you will need to **access the worksheets** using the Google Drive link (top of P.1).

Extension Challenge: If you complete all of the maths work and want to challenge yourself, have a go at one or two questions from the PowerPoint called '**Maths OPTIONAL Reasoning and Problem Solving Year 6 Decimals**' that can be downloaded using the Google Drive link (top of P.1).

### Literacy (60 mins each day)

This week our Literacy focus is recounts. **By the end of the week** I would like you to be able to **share with me a biographical recount, from a child's perspective, about the announcement declaring the start of World War 2.**

For all of the writing that the children produce, we would encourage them to use Years 5 and 6 'Age Related Expectations' (AREs) for writing. A comprehensive help sheet can be found using the Google Drive link (top of P.1) called '**Grammar and Writing Expectations explained**'.

### Other (60 mins each day)

This term our quest title is 'I Wonder...?' We will be thinking about, asking and answering 'I wonder...' questions related to our historical topic of WW2 and the Battle of Britain and our Science focus on 'light'.



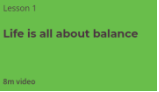
# Home Learning Timetable Class 6 Week Beginning: 11<sup>th</sup> January 2021 (Week 1)

Due to the sudden lockdown, we are aware that the children have not been given a book to record their home learning in this time. They could continue to record this lockdown's work in a previous book (if there is space) or use their own book/pad/paper. Alternatively, a computer could be used to word process their work.

<p><b>Day 1</b></p>	<p><b>Maths Warmup</b> – see resource called ‘Flash Back 4’ (on the Google Drive link - above). <b>Complete Day 1</b> and record in your book. <b>Mark your work</b> using the following slide.</p> <p><b>Today’s task:</b> Go to <a href="https://whiterosemaths.com/homelearning/year-6/week-1-number-decimals/">https://whiterosemaths.com/homelearning/year-6/week-1-number-decimals/</a> ('Spring, Week 1 – Number: Decimals') <b>Lesson 1: ‘Decimals up to 2 decimal places’.</b></p> <p><i>Remember to watch the clip first.</i> <i>Next, access and complete the worksheet.</i> <i>Finish by marking your work and editing (if necessary).</i></p>	<p>Reading and spelling practice is part of your daily Literacy learning. <b>Please see spellings on page 6.</b> Remember to ask an adult to sign your reading record.</p> <p><b>Starter activity: Improve the simple sentence using the criteria below.</b> (Go to page 5 of this document for an explanation of this task.)</p> <p><b>Simple sentence:</b> The big tree.</p> <p><b>Writing expectations:</b></p> <ol style="list-style-type: none"> <li>1. fronted adverbial</li> <li>2. expanded noun phrase</li> <li>3. exclamation mark</li> <li>4. apostrophe for possession</li> </ol> <p><b>Today’s lesson:</b> Work your way through the <b>Literacy PDF</b> using the Google Drive link (top of P.1). The tasks are outlined on each slide.</p>	<p><b>Quest – History.</b> The understanding of chronology is an important part of our learning in this subject. The first thing we would like you to do is download the ‘World History Timeline’ from Google Drive link (top of P.1). After you’ve opened the document, spend some quality time getting to know the timeline. Look at the different periods in history. Which of these have you studied before? Which of them are new to you? Once you feel more confident with the timeline, try and use it to answer the following questions:</p> <ol style="list-style-type: none"> <li>1. How many years is one interval on the timeline worth?</li> <li>2. Approximately, what is the length of time of Ancient Rome?</li> <li>3. Approximately, when did the Romans enter Britain?</li> <li>4. How long after the Romans left Britain did the ‘Black Death (The Plague) begin?</li> <li>5. For how many years were the Vikings invading Britain?</li> <li>6. How many years ago did the Tudors begin ruling England and Wales? (we are now 2021)</li> <li>7. How many years ago did the Ancient Egyptian Civilisation begin?</li> <li>8. How many years ago was Stonehenge built?</li> <li>9. When did World War Two (WW2) begin and End?</li> <li>10. How long ago did WW2 begin?</li> </ol>
<p><b>Day 2</b></p>	<p><b>Maths Warmup</b> – see resource called ‘Flash Back 4’ (on the Google Drive link - above). <b>Complete Day 2</b> and record in your book. <b>Mark your work</b> using the following slide.</p> <p><b>Today’s task:</b> Go to <a href="https://whiterosemaths.com/homelearning/year-6/week-1-number-decimals/">https://whiterosemaths.com/homelearning/year-6/week-1-number-decimals/</a> ('Spring, Week 1 – Number: Decimals') <b>Lesson 2: ‘Understand thousandths’.</b></p> <p><i>Remember to watch the clip first.</i> <i>Next, access and complete the worksheet.</i> <i>Finish by marking your work and editing (if necessary).</i></p>	<p>Reading and spelling practice is part of your daily Literacy learning. <b>Please see spellings on page 6.</b> Remember to ask an adult to sign your reading record.</p> <p><b>Starter activity: Improve the simple sentence using the criteria below.</b></p> <p><b>Simple sentence:</b> The tired parent slept.</p> <p><b>Writing expectations:</b></p> <ol style="list-style-type: none"> <li>1. relative clause</li> <li>2. expanded noun phrase</li> <li>3. prepositional phrase</li> <li>4. fronted adverbial</li> </ol> <p><b>Today’s lesson:</b> Work your way through the <b>Literacy PDF</b> using the Google Drive link (top of P.1). The tasks are outlined on each slide.</p>	<p><b>Science: Our Science unit for this half term is ‘light’ and we will be using the material on the Oak Academy website.</b></p> <p><b>Lesson 1: What is light and where does it come from?</b> <a href="https://classroom.thenational.academy/lessons/what-is-light-and-where-does-it-come-from-6rv3je">https://classroom.thenational.academy/lessons/what-is-light-and-where-does-it-come-from-6rv3je</a></p>  <p>TASK 1: Complete the introductory quiz. TASK 2: Gather these resources for the practical investigation: a light source (e.g. lamp, torch or phone light), a piece of paper, a piece of cardboard and a piece of something transparent (e.g. clear plastic). Don’t worry if you don’t have them, you can still complete the lesson. TASK 3: Watch Miss Simkin’s video and pause as necessary to complete the questions. TASK 4: Complete or watch the investigation.</p>


# Home Learning Timetable    Class 6    Week Beginning: 11<sup>th</sup> January 2021 (Week 1)

Due to the sudden lockdown, we are aware that the children have not been given a book to record their home learning in this time. They could continue to record this lockdown's work in a previous book (if there is space) or use their own book/pad/paper. Alternatively, a computer could be used to word process their work.

<p><b>Day 3</b></p>	<p><b>Maths Warmup</b> – see resource called ‘Flash Back 4’ (on the Google Drive link - above). <b>Complete Day 3</b> and record in your book. <b>Mark your work</b> using the following slide.</p> <p><b>Today’s task:</b> Go to <a href="https://whiterosemaths.com/homelearning/year-6/week-1-number-decimals/">https://whiterosemaths.com/homelearning/year-6/week-1-number-decimals/</a> (‘Spring, Week 1 – Number: Decimals’) <b>Lesson 3: ‘Three Decimal Places.</b></p> <p><i>Remember to watch the clip first. Next, access and complete the worksheet. Finish by marking your work and editing (if necessary).</i></p>	<p>Reading and spelling practice is part of your daily Literacy learning. <b>Please see spellings on page 6.</b> Remember to ask an adult to sign your reading record.</p> <p><b>Starter activity: Improve the simple sentence using the criteria below.</b></p> <p><b>Simple sentence:</b> The dog jumped.</p> <p><b>Writing expectations:</b></p> <ol style="list-style-type: none"> <li>1. relative clause</li> <li>2. expanded noun phrase</li> <li>3. direct speech</li> <li>4. question mark</li> <li>5. prepositional phrase</li> </ol> <p><b>Today’s lesson:</b> Work your way through the <b>Literacy PDF</b> using the Google Drive link (top of P.1). The tasks are outlined on each slide.</p>	<p><b>Quest – Geography:</b> <i>Today we are going to look at the different countries involved in WW2 and where they are located on a map.</i></p> <p>TASK 1: Watch this clip: <a href="https://www.bbc.co.uk/teach/class-clips-video/history-ks2-geography-of-world-war-two/zv99rj6">https://www.bbc.co.uk/teach/class-clips-video/history-ks2-geography-of-world-war-two/zv99rj6</a></p> <p>TASK 2: Now answer these questions using your understanding from the video. Can you answer these questions?</p> <ol style="list-style-type: none"> <li>1. Approximately, how many countries were involved in WW2?</li> <li>2. Which countries were known as the ‘Axis Powers’?</li> <li>3. Name the countries that were known as the ‘Allies’ and record the 3 most important countries first.</li> <li>4. Why did WW2 break out?</li> </ol> <p>TASK 3: Map activity (<b>Page 7 below</b>). Choose 3 different colouring pencils and complete the key with ‘Allies’, ‘Axis Powers’ and ‘Neutral countries’. Now colour each country using your key.</p>
<p><b>Day 4</b></p>	<p><b>Maths Warmup</b> – see resource called ‘Flash Back 4’ (on the Google Drive link - above). <b>Complete Day 4</b> and record in your book. <b>Mark your work</b> using the following slide.</p> <p><b>Today’s task:</b> Go to <a href="https://whiterosemaths.com/homelearning/year-6/week-1-number-decimals/">https://whiterosemaths.com/homelearning/year-6/week-1-number-decimals/</a> (‘Spring, Week 1 – Number: Decimals’) <b>Lesson 4: ‘Multiply by 10, 100, 1000’.</b></p> <p><i>Remember to watch the clip first. Next, access and complete the worksheet. Finish by marking your work and editing (if necessary).</i></p>	<p>Reading and spelling practice is part of your daily Literacy learning. <b>Please see spellings on page 6.</b> Remember to ask an adult to sign your reading record.</p> <p><b>Starter activity: Improve the simple sentence using the criteria below.</b></p> <p><b>Simple sentence:</b> It was New Year.</p> <p><b>Writing expectations:</b></p> <ol style="list-style-type: none"> <li>1. expanded noun phrase</li> <li>2. question mark embedded in direct speech</li> <li>3. fronted adverbial</li> <li>4. modal verb</li> <li>5. prepositional phrase</li> <li>6. relative clause</li> </ol> <p><b>Today’s lesson:</b> Work your way through the <b>Literacy PDF</b> using the Google Drive link (top of P.1). The tasks are outlined on each slide.</p>	<p><b>(30 mins) PSHE: Our PSHE unit this half term is ‘Eat well, live well’ and we will be using the material on the Oak Academy website.</b></p> <p><b>Lesson 1: Life is all about balance.</b> <a href="https://classroom.thenationalacademy/lessons/life-is-all-about-balance-crwk6r">https://classroom.thenationalacademy/lessons/life-is-all-about-balance-crwk6r</a></p> <p>TASK 1: Take a few minutes to think about what a ‘balanced lifestyle’ consists of.</p> <p>TASK 2: Watch the video clip. <i>Did you manage to think of any of the 3 components (exercise, good food habits or sleep/rest) mentioned in the video?</i></p> <p>TASK 3: Design a poster/prompt to show the components of a balanced lifestyle. Use the success criteria on the video.</p> <p><b>MFL - French: Listen and Repeat with Alexa</b> L.O. French Greetings (French Essentials Lesson 1) <a href="https://www.youtube.com/watch?v=hd0_GZHHWeE">https://www.youtube.com/watch?v=hd0_GZHHWeE</a> Please click on the link above and enjoy working with Alexa. Listen carefully and repeat after her. Please stop and start the video so that you can write down the new words and phrases she teaches you. Please remember to write the French AND the English.</p> 

# Home Learning Timetable    Class 6    Week Beginning: 11<sup>th</sup> January 2021 (Week 1)

Due to the sudden lockdown, we are aware that the children have not been given a book to record their home learning in this time. They could continue to record this lockdown's work in a previous book (if there is space) or use their own book/pad/paper. Alternatively, a computer could be used to word process their work.

<p><b>Day</b> <b>5</b></p>	<p><b>Maths Warmup</b> – see resource called <b>'Flash Back 4'</b> (on the Google Drive link - above). <b>Complete Day 5</b> and record in your book. <b>Mark your work</b> using the following slide.</p> <p><b>Today's task:</b> Go to <a href="https://whiterosemaths.com/homelearning/year-6/week-1-number-decimals/">https://whiterosemaths.com/homelearning/year-6/week-1-number-decimals/</a> ('Spring, Week 1 – Number: Decimals') <b>Lesson 5: 'Divide by 10, 100, 1000'</b>.</p> <p><i>Remember to watch the clip first.</i> <i>Next, access and complete the worksheet.</i> <i>Finish by marking your work and editing (if necessary).</i></p>	<p>Reading and spelling practice is part of your daily Literacy learning. <b>Please see spellings on page 6.</b> Remember to ask an adult to sign your reading record.</p> <p><b><u>Starter activity: Improve the simple sentence using the criteria below.</u></b></p> <p><b>Simple sentence:</b> The snow fell.</p> <p><b>Writing expectations:</b></p> <ol style="list-style-type: none"> <li>1. simile</li> <li>2. commas in a list</li> <li>3. exclamation mark</li> <li>4. modal verb</li> <li>5. prepositional phrase</li> </ol> <p><b><u>Today's lesson:</u></b> Work your way through the <b>Literacy PDF</b> using the Google Drive link (top of P.1). The tasks are outlined on each slide.</p>	<p><b>Art: This term our artist case study is Henry Moore.</b></p> <p>TASK 1: Watch the video about the life of Henry Moore using this link <a href="https://tinyurl.com/y636a9gz">https://tinyurl.com/y636a9gz</a> <i>If you are struggling to access this link, follow instructions on this photo →</i></p>  <p>Make some notes about the video.</p> <p>TASK 2: Now explore the 'Tate Kids' website to research more information about Henry Moore. <a href="https://www.tate.org.uk/kids/explore/who-is/who-henry-moore">https://www.tate.org.uk/kids/explore/who-is/who-henry-moore</a></p> <p>Read the fact file about Henry Moore (see <b>'KS2-Henry-Moore-artist-fact-file'</b> using the Google Drive link (top of P.1).</p> <p>TASK 3: <b>Use the information you have found out today to produce an artist case study sheet on Henry Moore (just like we did for William Morris in school).</b> You can choose how you present your case study e.g. using a computer, using the template called <b>'Artist-study-fact-sheet-template</b> using the Google Drive link (top of P.1). or creating your own case study sheet. Challenge: Try and sketch one of his famous pieces of artwork and include it within your case study.</p>
--------------------------------	---	--	---

## Home Learning Timetable    Class 6    Week Beginning: 11<sup>th</sup> January 2021 (Week 1)

Due to the sudden lockdown, we are aware that the children have not been given a book to record their home learning in this time. They could continue to record this lockdown's work in a previous book (if there is space) or use their own book/pad/paper. Alternatively, a computer could be used to word process their work.

### Literacy 'Starter Activity' Work:

The aim of the warm up activity is to practise using a variety of Year 5/6 age related writing expectations. The children have done activities like this before and they know what to do. However, if they have forgotten here is a brief set of instructions.

1. Read the simple sentence of the day.
2. Look at the 'writing expectations' for the day.
3. Revise what each expectation is, if necessary (the Internet can be used for this or see the 'Grammar and Writing Expectations explained' document on Google Drive).
4. Be creative and imaginative.
5. Say the sentence, write the sentence, read the sentence, edit the sentence.
6. Aim to include all of the expectations within the paragraph that extends the simple sentence.

Please see the example below.

### Example:

Simple sentence: It was frosty.

Expectations:

- relative clause
- expanded noun phrase
- prepositional phrase
- parenthesis
- direct speech
- fronted adverbials
- apostrophe for both possession and contraction

Slowly, the frosty, biting snow, which crunched underfoot, settled neatly down on the grass. Helen shouted, "I can't get out!" The door's threshold was stuck as a stick had been wedged in.

# Home Learning Timetable    Class 6    Week Beginning: 11<sup>th</sup> January 2021 (Week 1)

Due to the sudden lockdown, we are aware that the children have not been given a book to record their home learning in this time. They could continue to record this lockdown's work in a previous book (if there is space) or use their own book/pad/paper. Alternatively, a computer could be used to word process their work.

Spellings → This week are investigating homophones and other words that can be confused and commonly misspelt.

Depending on your spelling group, choose the correct amount of spellings from the box below. You can challenge yourself and learn more if you wish. Everyone will need to complete the spelling activity for 'their, there and they're' as this is commonly misspelt in your writing. Look closely at the position of the apostrophe showing a contraction.

Spelling words:

aloud    allowed    affect    effect    desert    dessert    aisle    isle    prey    pray  
 stationary    stationery    past    passed    coarse    course    wonder    wander  
 there    their    they're


Please complete the table below with your chosen words or write them in your books.

Look, Say, Cover, Write and Check.	1	2	3	4

Spelling activity:

Draw a picture or think of mnemonics to differentiate between the spellings.

An example:



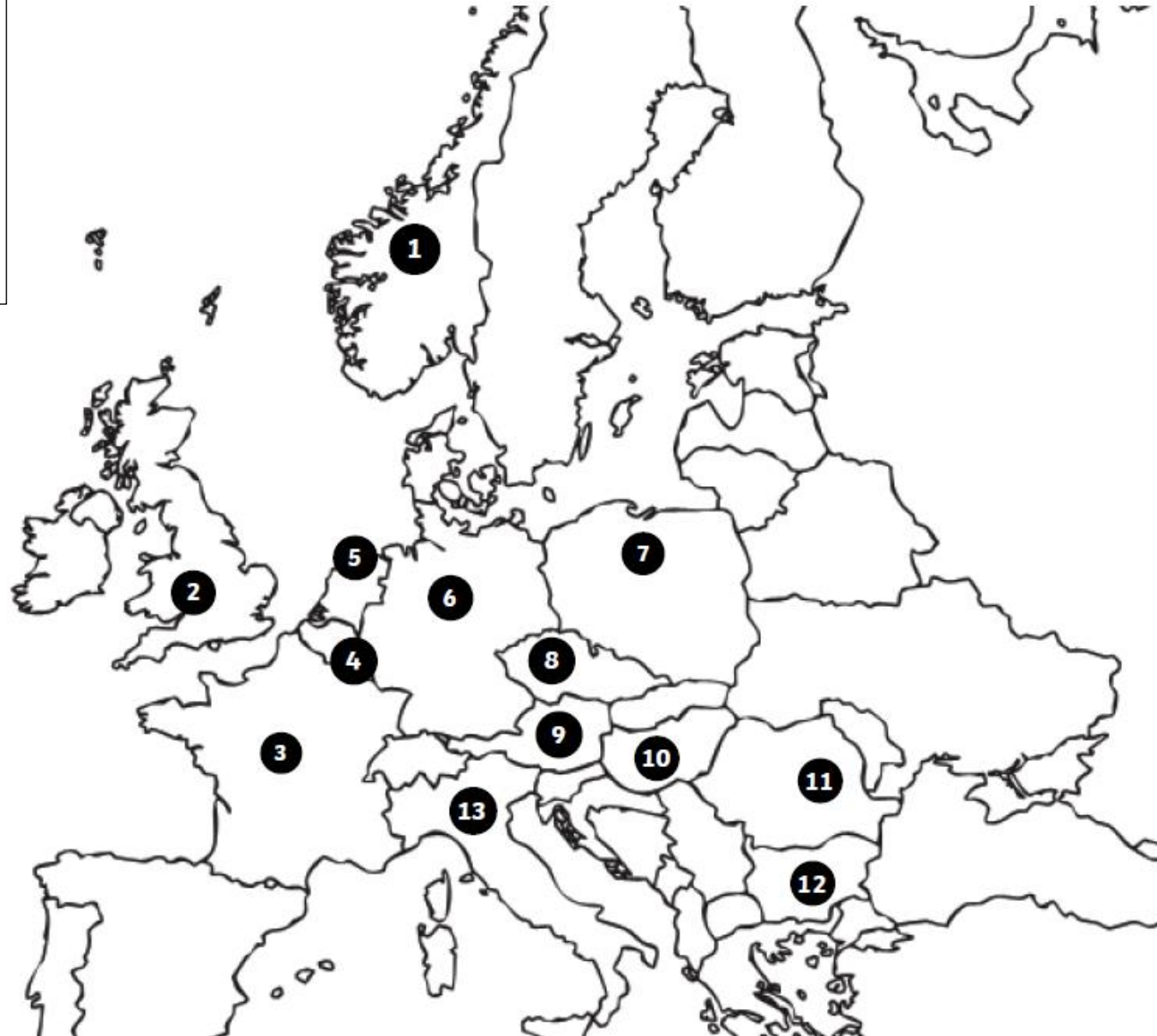

Please ask a grown up or an older sibling to test you on your weekly spellings and record them in reading record.



Due to the sudden lockdown, we are aware that the children have not been given a book to record their home learning in this time. They could continue to record this lockdown's work in a previous book (if there is space) or use their own book/pad/paper. Alternatively, a computer could be used to word process their work.

# World War II Colouring Map - Europe

Key:



- 1 Norway
- 2 United Kingdom
- 3 France
- 4 Belgium
- 5 Netherlands
- 6 Germany
- 7 Poland
- 8 Czechoslovakia
- 9 Austria
- 10 Hungary
- 11 Romania
- 12 Bulgaria
- 13 Italy