

## Year 1 TIMETABLE (13<sup>th</sup> July)

**Congratulations – you have made it to the last week of term! Thank you to parents and children for your superb efforts over the past term. Enjoy your final week of home learning before the summer break. 😊**

**Have a good week and great summer.**

**The Class 1 Team**

**Please keep using the class e-mail address. It really brightens up our day to hear from you all and to see photos and videos of everything you have been up to**



### **Reading**

I have added a lot of stories to my YouTube channel that the children can read themselves - all different reading levels. The children can listen to me read it first if they like then turn the volume off and read it themselves. Or they can just jump straight in and turn me down and read. I have titled each one **Read With Mrs A.**

Explore Epic: <https://www.getepic.com/> (this is the site Mrs Atterton uses in class – the one that we all quiz on)

Oxford Owls has lots of ebooks you can read. Parents can become a member for free. <https://www.oxfordowl.co.uk/for-home/find-a-book/library-page/>

Once logged in select ebooks. There are 100s of books to choose. Enjoy!

	<b>English (45 minutes – 1 hour)</b>	<b>Maths (45 minutes - 1 hour)</b>	<b>Other</b>	<b>Ongoing</b>
	<p>This week your learning is going to be based around transition – moving up to Class 2.</p>	<p><a href="http://www.mymaths.co.uk">www.mymaths.co.uk</a> Available to do after Tuesday’s lesson.</p> <p>This week your learning is going to be about <b>time</b>.</p>		
<b>Day 1</b>	<p><b>Transition Activity 1 – All About Me (at home)</b> Your Year 2 teacher, Mr Penny, and TA would love to have met you all before September. Instead, write them a message telling them all about you. Add a photo to your work if you can. Use the template below to help you. Keep, ready to add to tomorrow.</p>	<p>BBC Super Movers – time <a href="https://www.bbc.co.uk/teach/supermove/ks1-maths-telling-the-time/zk4t8xs">https://www.bbc.co.uk/teach/supermove/ks1-maths-telling-the-time/zk4t8xs</a></p> <p>Make an analogue clock with <b>moving arms</b> using the template below or use a clock you have at home.</p> <p><b>Time to the hour</b> White Rose – Summer Term Week 12 (w/c 13<sup>th</sup> July) <a href="https://whiterosemaths.com/homelearning/year-1/">https://whiterosemaths.com/homelearning/year-1/</a> Listen to Mrs McDonagh read ‘What’s The Time?’ <a href="https://www.youtube.com/watch?v=b1ZXudJVtek">https://www.youtube.com/watch?v=b1ZXudJVtek</a></p> <p>Using your own clock, can you make the time she tells before she makes it on her own clock?</p> <p>EXT Take a look at the time activities provided below. Select some to have a go at.</p>	<p><b>Science</b> Have a go at some on-line quizzes to test your knowledge of topics covered during home learning.</p> <p><b>Plants</b> <a href="https://central.espresso.co.uk/espresso/primary_uk/subject/module/activity_index/item1197183/grade1/index.html">https://central.espresso.co.uk/espresso/primary_uk/subject/module/activity_index/item1197183/grade1/index.html</a></p> <p>Make up a quiz to test your family. Include questions on topics you have covered this term during home learning.</p>	<p><b>Spellings:</b> Year 1 CEWs (see below) How many words can you read and spell correctly? Look at column 1 For extra CEW practise download or copy tasks from the Common Exception Words pdf on the Class 1 webpage and do a few tasks each day.</p> <p><b>Reading :</b> See note about reading above – look at Mrs A’s YouTube channel for books to read <a href="https://www.youtube.com/channel/UCcztW-wza6fuVkxeJUo">https://www.youtube.com/channel/UCcztW-wza6fuVkxeJUo</a> MRA</p> <p><b>Phonics:</b> Which phonemes require going over some more? Take a look on Espresso. There are videos about each phoneme with activities to support them. <a href="https://central.espresso.co.uk/espresso/primary_uk/subject/module/sub_modules_index/item72024/grade1/index.html?source=search-all-all-all&amp;source-keywords=phonics">https://central.espresso.co.uk/espresso/primary_uk/subject/module/sub_modules_index/item72024/grade1/index.html?source=search-all-all-all&amp;source-keywords=phonics</a></p>
<b>Day 2</b>	<p><b>Transition Activity 2 – All about me (at school)</b> Continue your message to Mr Penny and TA, telling them all about you at school. Use the ideas below to help you.</p> <p>EXT: If you would like: make a video to send to them to say hello and</p>	<p>BBC Super Movers – time <a href="https://www.bbc.co.uk/teach/supermove/ks1-maths-telling-the-time/zk4t8xs">https://www.bbc.co.uk/teach/supermove/ks1-maths-telling-the-time/zk4t8xs</a></p> <p><b>Time to the half hour</b> White Rose – Summer Term Week 12 (w/c 13<sup>th</sup> July) <a href="https://whiterosemaths.com/homelearning/year-1/">https://whiterosemaths.com/homelearning/year-1/</a></p>	<p><b>Class Assembly</b> <a href="https://www.youtube.com/watch?v=9sBnKBvbntA">https://www.youtube.com/watch?v=9sBnKBvbntA</a></p> <p><b>Music</b> <b>Make music from jam jars</b> <a href="https://www.bbc.co.uk/bitesize/articles/zkgkwtv">https://www.bbc.co.uk/bitesize/articles/zkgkwtv</a></p>	<p><b>Spellings:</b> Year 1 CEWs (see below) How many words can you read and spell? Look at column 2 <b>EXT:</b> Common Exception Words pdf</p> <p><b>Reading :</b> See note about reading on Page 1 above – look at Mrs A’s YouTube channel for books to read</p>

	<p>introduce yourself. You could read out your information you have written for yesterday and today.</p> <p><b>Please email your letter or video to Class 1 to be passed on to them.</b></p>	<p>Listen to Mrs McDonagh read <b>‘Tell The Time with Belle’</b>  <a href="https://www.youtube.com/watch?v=j_9JRiTpXxs">https://www.youtube.com/watch?v=j_9JRiTpXxs</a></p> <p>Using your own clock, can you make the time she tells before she makes it on her own clock?</p> <p>EXT          Take a look at the time activities provided below. Select some to have a go at.</p> <p><a href="http://www.mymaths.co.uk">www.mymaths.co.uk</a>          available to try</p>	<p><b>If you love music then try these:</b>  <b>Sing, sign and dance challenge</b>  <a href="https://www.bbc.co.uk/teach/bring-the-noise/content/zk9wd6f">https://www.bbc.co.uk/teach/bring-the-noise/content/zk9wd6f</a></p> <p><b>Bring The Noise</b>  <a href="https://www.bbc.co.uk/games/embed/bring-the-noise?exitGameUrl=https%3A%2F%2Fbbc.co.uk%2Fteach%2Fbring-the-noise%2Feyfs-ks1-music-play-it-bring-the-noise%2Fz4sq92p">https://www.bbc.co.uk/games/embed/bring-the-noise?exitGameUrl=https%3A%2F%2Fbbc.co.uk%2Fteach%2Fbring-the-noise%2Feyfs-ks1-music-play-it-bring-the-noise%2Fz4sq92p</a></p> <p><b>Sing songs A-Z</b>  <a href="https://www.bbc.co.uk/teach/school-radio/nursery-rhymes-a-to-z-index/z4ddgwx">https://www.bbc.co.uk/teach/school-radio/nursery-rhymes-a-to-z-index/z4ddgwx</a></p>	<p><a href="https://www.youtube.com/channel/UCcztW-wza6fuVkxeJUo">https://www.youtube.com/channel/UCcztW-wza6fuVkxeJUo</a> MRA</p> <p><b>Phonics:</b>          Which phonemes require going over some more?          Take a look on Espresso.  <u>See Monday’s link</u></p>
<p><b>Day 3</b></p>	<p><b>Transition Activity 3 - Friendships</b>  <b>‘Qualities of a good friend’</b>          Write <b>‘Friend’</b> in the middle of the page and draw a bubble around it. Draw or write your ideas.          How should a good friend behave?          What is important in a good friend?          Which describing words would you use to describe a good friend?          What would you look for in a friend?</p> <p>Use your ideas to make a <b>‘Wanted’</b> poster.          Title <b>‘Wanted’</b>.          Draw a picture of a friend.          Sub heading: <b>A Good Friend Who Is...</b> then write your ideas in complete sentences using the correct punctuation.          Can you include a statement, command, question and exclamation?</p>	<p>BBC Super Movers – time  <a href="https://www.bbc.co.uk/teach/supermoves/ks1-maths-telling-the-time/zk4t8xs">https://www.bbc.co.uk/teach/supermoves/ks1-maths-telling-the-time/zk4t8xs</a></p> <p><b>Writing Time</b>          White Rose – Summer Term Week 12 (w/c 13<sup>th</sup> July)  <a href="https://whiterosemaths.com/homelearning/year-1/">https://whiterosemaths.com/homelearning/year-1/</a></p> <p>EXT          Take a look at the time activities provided below. Select some to have a go at.</p>	<p><b>French</b>          Practise your French from the first lesson  <a href="https://www.bbc.co.uk/bitesize/articles/z7c7639">https://www.bbc.co.uk/bitesize/articles/z7c7639</a></p> <p>Then have a go at learning about food and drink.  <a href="https://www.bbc.co.uk/bitesize/articles/zqhb4j">https://www.bbc.co.uk/bitesize/articles/zqhb4j</a></p> <p><b>Don’t forget the Class 1 Zoom meeting at 1.30</b></p>	<p><b>Spellings:</b>          Year 1 CEWs (see below)          How many words can you read and spell?          Look at column 3          EXT: Common Exception Words pdf</p> <p><b>Reading:</b>          See note about reading on Page 1 above – look at Mrs A’s YouTube channel for books to read  <a href="https://www.youtube.com/channel/UCcztW-wza6fuVkxeJUo">https://www.youtube.com/channel/UCcztW-wza6fuVkxeJUo</a> MRA</p> <p><b>Phonics:</b>          Which phonemes require going over some more?          Take a look on Espresso.  <u>See Monday’s link</u></p>
	<p><b>Transition Activity 4 – Dreams</b>  <b>Design your own dream jar.</b></p>	<p>BBC Super Movers – time  <a href="https://www.bbc.co.uk/teach/supermoves">https://www.bbc.co.uk/teach/supermoves</a></p>	<p><b>Fortune Teller:</b> Template below          Make your own, add your own ideas or</p>	<p><b>Spellings:</b>          Year 1 CEWs (see below)</p>

<p><b>Day 4</b></p>	<p>Draw something in your jar that you might see in a happy dream. How would you explain your dream to a friend? What describing words could you use to make it sound amazing?</p> <p>EXT: make your own dream jar. Use an old jam jar or similar. If you want to turn it into a 'snow globe' follow the instructions on the pdf in the Class1 webpage.</p>	<p><a href="https://whiterosemaths.com/homelearning/year-1/">rs/ks1-maths-telling-the-time/zk4t8xs</a></p> <p><b>Comparing Time</b> White Rose – Summer Term Week 12 (w/c 13<sup>th</sup> July) <a href="https://whiterosemaths.com/homelearning/year-1/">https://whiterosemaths.com/homelearning/year-1/</a></p> <p><b>EXT</b> Take a look at the time activities provided below. Select some to have a go at.</p> <p><b>Have a go at the MyMaths task if you haven't yet.</b></p>	<p>use some of these below. Add ideas from previous activities you really enjoyed. Try to mash up so some are active and others relaxing. e.g. play a board game share a favourite story/book Go on a walk Build something Sing some songs from BBC bitesize Make up a play Do some ICT games – Hit The Button, Espresso activities</p> <p>Now let the 'Fortune Teller' choose what you do! If ever you can't think what to do in the holidays – pick it up and see what it suggests!</p>	<p>How many words can you read and spell? Look at column 4 EXT: Common Exception Words pdf</p> <p><b>Reading:</b> See note about reading on Page 1 above – look at Mrs A's YouTube channel for books to read <a href="https://www.youtube.com/channel/UCcztW-wza6fuVkxeJUo_MRA">https://www.youtube.com/channel/UCcztW-wza6fuVkxeJUo_MRA</a></p> <p><b>Phonics:</b> Which phonemes require going over some more? Take a look on Espresso. <a href="#">See Monday's link</a></p>
<p><b>Day 5</b></p>	<p><b>INSET DAY</b> <b>If you would like something to do, have a go at the following:</b> <b>Design your own class logo –</b> You could include a character or animal in your logo. Think about which colours you would like to have. Give your logo a name.</p>		<p><b>FOR THE SUMMER HOLIDAYS</b> Maybe write a wish list of things you would like to do during the summer. Put in two columns – <b>indoor fun</b> and <b>outdoor fun</b>. Then, you will have something to do whatever the weather. Keep adding to it as you think of new ideas. You could even make an indoor and outdoor 'Fortune Teller'!</p>	

### Maths

A good way for children to learn to tell the time is by doing it in context and frequently. If you have an analogue clock at home, refer to the time every day, asking your child to say what time it is. Sequencing event throughout the day, using time as a reference, also gives it meaning.

See the tasks below to support your child's understanding of time. Also try out the links provided for additional activities.

- **Espresso video hours & half hours and Espresso games & printable sheets:**  
[https://central.espresso.co.uk/espresso/primary\\_uk/subject/module/frontscreen/item849349/grade1/index.html?source=subject-Maths-KS1-Maths-Resource%20types](https://central.espresso.co.uk/espresso/primary_uk/subject/module/frontscreen/item849349/grade1/index.html?source=subject-Maths-KS1-Maths-Resource%20types)
- **Youtube telling time songs and activities:** [https://www.youtube.com/results?search\\_query=telling+the+time+song](https://www.youtube.com/results?search_query=telling+the+time+song)
- **A fun song to help learn the months of the year:** <https://www.youtube.com/watch?v=Fe9bnYRzFvk>

• Sequencing tasks below:

1. Sort the activities into **before** and **after** school.



Can you think of one more activity for each group?

2. Can you sort the activities into three groups labelled **morning**, **afternoon** and **evening**?

Tim is drinking a bottle of orange juice.

3. Match the bottles to the words to order them.




Describe a special day to a friend. Use the words; before, after, first, next, morning, afternoon and evening.

Draw pictures to show what could have happened before and after.



Before



After

5. Mia is describing her day.



Mia

First, I went to the park.  
After lunch, I went to the cinema.  
Before the cinema, I went to a café for lunch.

Can you draw a picture and write key words, to order Mia's day?



First

Next

Then

1. Fill in the missing days of the week and complete the sentences.

Sunday

Tuesday

Wednesday

Saturday

- Today is Wednesday, yesterday was \_\_\_\_\_.
- Yesterday was Monday, today is \_\_\_\_\_.
- Today is Saturday, tomorrow is \_\_\_\_\_.
- Tomorrow is \_\_\_\_\_, today is Wednesday.

Use a calendar to look at the names of the months. Discuss special dates in different children's lives e.g. birthdays, celebrations, holidays.

2. Complete the sentences.

My birthday is in \_\_\_\_\_

In \_\_\_\_\_, I went to \_\_\_\_\_

### True or False?

- All the days of the week end with the letter y
- All the months of the year end with the letter y

Explain your answer.

4. The 7<sup>th</sup> of March 2018 is a Wednesday. What day is the 10<sup>th</sup> of March 2018?

5. Sort the days of the week into school days or non-school days.

Sunday

Monday

Tuesday

Wednesday

Thursday

Friday

Saturday


At School

Not at School

# All About Me!

Things I like doing:

Clubs I go to:





















I am good at:

_____
_____
_____
_____
_____

I want to get better at:

_____
_____
_____
_____
_____

## My Family and Pets



# My Favourite Things

Colour:

Food:

Drink:

Clothes:

Toy:

Part of school:

---

# Clock Face Template

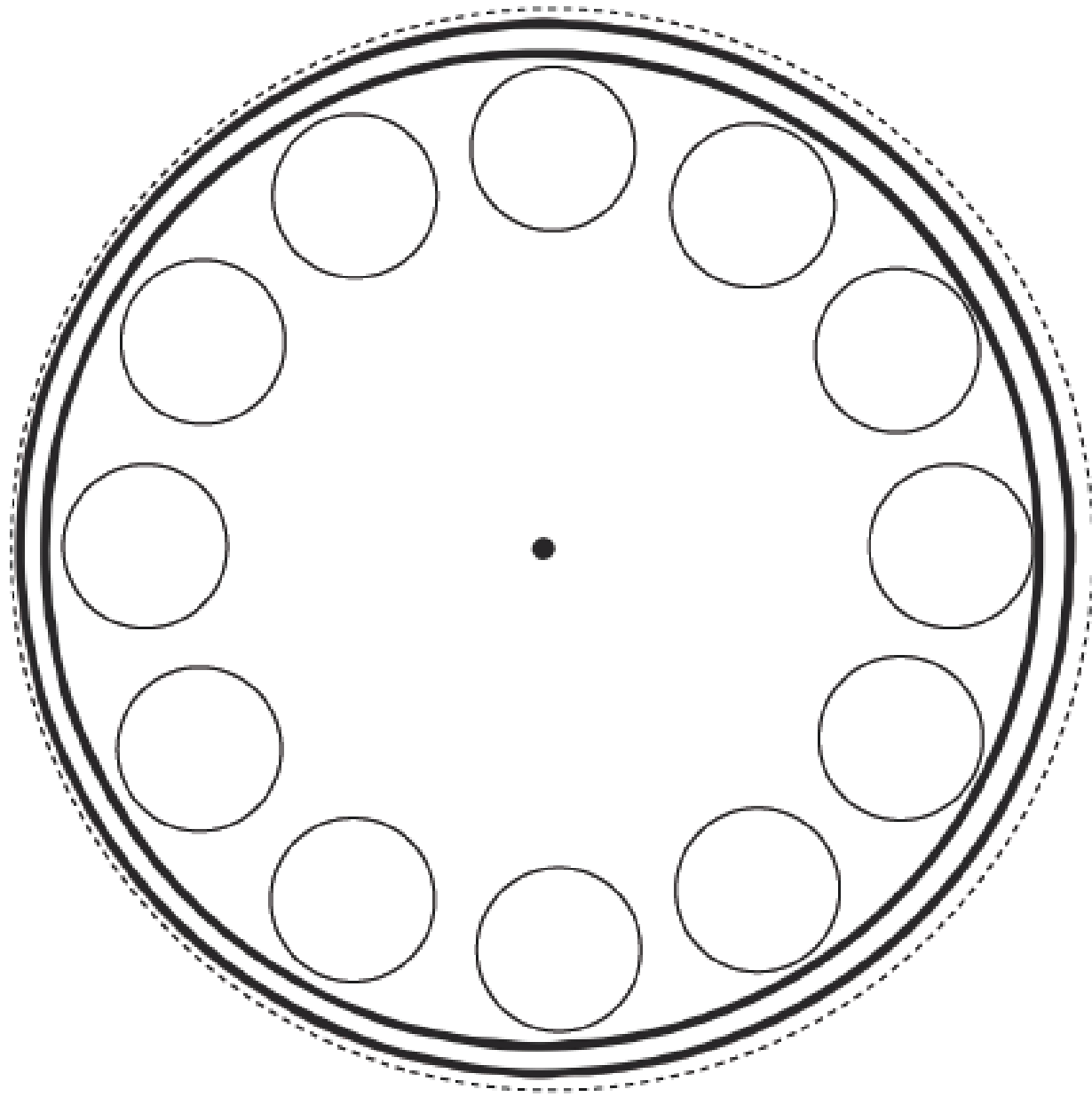
You will need:

- Scissors
- A split pin


Cut out the clock face and the clock hands.

Stick the numbers in the correct place.

Attach your clock hands with a split pin.



## Time to the hour



1 Match the clocks to the times.



8 o'clock



6 o'clock

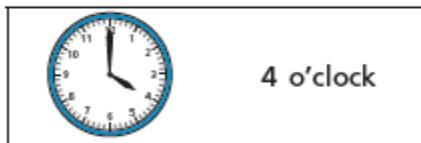
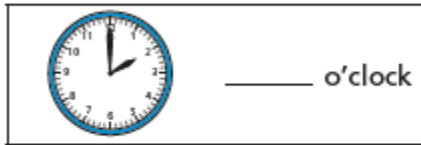


4 o'clock



1 o'clock

2 Complete the pattern.



What time comes next?



3 Tick the time that matches the clock.



3 o'clock

12 o'clock



3 o'clock

12 o'clock

4 Tick the time that is more likely.

a) Mo goes to school.



b) Mo goes to bed.



c) Mo has lunch.



## Year 1 Common Exception Words



















the  
a  
do  
to  
today  
of  
said  
says  
are  
were  
was

is  
his  
has  
I  
you  
your  
they  
be  
he  
me  
she  
we

no  
go  
so  
by  
my  
here  
there  
where  
love  
come  
some

one  
once  
ask  
friend  
school  
put  
push  
pull  
full  
house  
our

## My Friends

My favourite thing about school is...

---

---

---

---

---

I enjoy learning about...

---

---

---

I am good at...

---

---

---

I would like to get better at...

---

---

---

I am looking forward to...

---

---

---

---

I would like to learn...

---

---

---

---

# Time to the half hour

1 Match the clocks to the times.



half past 7



half past 10



half past 1



half past 4

2 Match the clocks to the times.



8 o'clock



half past 8



half past 3

3 Tick the time that matches the clock.



6 o'clock

half past 6



6 o'clock


half past 12



4 Complete the pattern.

 5 o'clock

 half past \_\_\_\_\_

 6 o'clock

 half past \_\_\_\_\_

 \_\_\_\_\_ o'clock

What time comes next?



## Writing time

1 Match the activity to the time it takes.



seconds



minutes



hours

2 Choose a word to complete the sentences.

seconds

minutes

hours

a) The film lasted for 2 \_\_\_\_\_.

b) Break time is 20 \_\_\_\_\_.

c) Jo can do 5 star jumps in 20 \_\_\_\_\_.

3 Ask a partner to use a timer.

a) How many smiley faces can you draw in 10 seconds?

b) What number can you count to in 20 seconds?

c) How many star jumps can you do in 1 minute?



- 4 The toy train goes round the track twice in 3 minutes.



Kim

The train will go round the track more times in 1 hour because hours are longer than minutes.



Ron

The train will go round the track fewer times in 1 hour because 1 is less than 3

Who do you agree with? \_\_\_\_\_

Talk about your answers.



## Comparing time

1 Tick the longest time in each set.

a) 1 minute    1 second    1 hour

b) 1 week    1 month    1 day

2 Tick the shortest time in each set.

a) 1 minute    1 second    1 hour

b) 1 week    1 month    1 day

3 Write  $>$ ,  $<$  or  $=$  to compare the times.

1 day ○ 1 week

7 days ○ 1 week

1 month ○ 1 week

4 Three children ran a race.

Ron

Kim

Sam



65 seconds

53 seconds

60 seconds

Complete the sentences.

- a) \_\_\_\_\_ was the fastest.  
 b) \_\_\_\_\_ was the slowest.  
 c) \_\_\_\_\_ was faster than Sam.

5 Use a stopwatch to compare how long each activity takes.

- Counting to 10
- Writing your name 3 times.
- Building a tower of 10 cubes.

Use these words and phrases.


fastest    slowest    faster than    slower than



# Fortune Teller

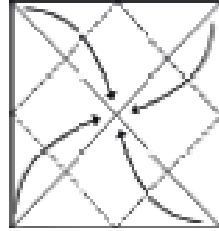
## Instructions

①



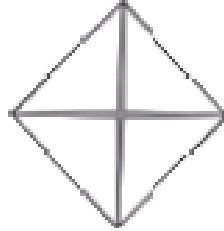
With pictures face down, fold on both diagonal lines. Unfold.

②



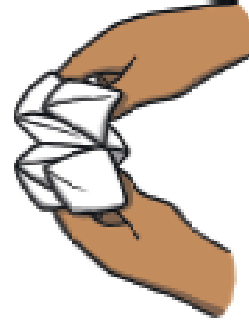
Fold all four corners to the centre.

③



Turn paper over.

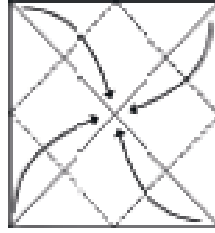
④



Slide thumbs and forefingers under the squares and move the fortune teller back and forth to play.

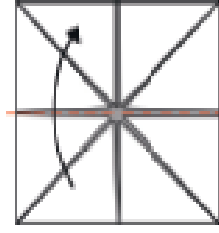
---

⑤



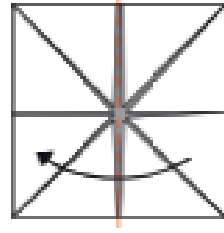
Once again, fold all corners to the centre.

⑥



Fold paper in half and unfold.

⑦



Fold in half from top to bottom. Do not unfold.

