

Year 5 TIMETABLE (Week 6)
 Week Beginning Monday 27th April, 2020
 Dear Class 5,

I hope you are well and cracking on with your learning that I am setting for you. If you would like to share any learning with me then please use our new class email address - class5.sch233@educ.somerset.gov.uk. You can also let me know how you are etc. Please though children, do not use your own personal email address if you have one, ask your mum or dad or whoever looks after you if you can use theirs and ask them to check it. If you are going to email me, then please write in standard English, using the correct punctuation, and using correct spellings (it's good for your learning). Also, please don't email if you are feeling emotional about your work. Wait a while, calm down and then email. I can then try and help. I am only asking this because I have had an email from a class member who was obviously frustrated but was then rude and disrespectful towards myself and the work I had set. It was the first ever 'telling off' I had to do over email! Anyway, less about that – please try and complete as much as possible of this week's home-learning. Keep it going – I really appreciate the hard work you are putting in to this.
 See you soon,
 Mr C

0900-0935 PE with Joe Wicks @ <https://www.youtube.com/channel/UCAxW1XT0iEJo0TYIRfn6rYQ>

If you would like your child do more than is requested in the timetable below, then please have a look at the following Government recommended websites for further daily activities:

<https://www.bbc.co.uk/bitesize/levels/zbr9wmn>
<https://www.bbc.co.uk/bitesize/tags/zhgppg8/year-5-lessons/1>
<https://www.thenational.academy/online-classroom>

	Maths	Literacy	Other	On-going
	Focus: Decimals (60 MINS)	Focus: English (60 MINS)	Focus: History – The Mayan Civilisation (60 MINS)	
Day 1	<p>White Rose Maths: This week really try hard to answer all of the starter questions – take as much time as you like as you can stop and start the video. Learn from today's questions as the concepts are often repeated. Look online for help, as a parent if they aren't busy or ask an older brother or sister if you have one. Starter – Flashback 4 from the video @ https://whiterosemaths.com/homelearning/year-5/</p> <p>MAKE SURE YOU CLICK ON SUMMER TERM – WEEK 1 (W/C 20 APRIL) Main: LO: CAN I ADD DECIMALS WITHIN 1? Lesson 1 Watch the video @ https://whiterosemaths.com/homelearning/year-5/ then have a go at the activity in your books. Mark them using the answers – unpick any mistakes if you can.</p>	<p>Reading: Firebird Day 1 This week we are going to be working on our reading comprehension skills. Each day this week there is:</p> <ul style="list-style-type: none"> • A chapter to read with video support and a virtual teacher! • A set of questions and/or an activity to complete. <p>All the resources for this week's reading can be found on our page of the school website: https://www.milvertonprimary.co.uk/classes/class-5 However, the video support and virtual teacher will be found using weblinks from THIS timetable. So, for today, please go to the school website by clicking the weblink above and download the PDF story book of 'Firebird'. We are going to be working on chapter 1 only today. First, use the PDF story book to read Chapter 1 yourself. Now click on the weblink below to listen to the virtual teacher read the chapter again and ask you some questions relating to it. After each question that she asks, STOP THE VIDEO and answer it using the PDF story book to help you. When you have attempted it yourself, START THE VIDEO again and listen to the virtual teacher give you exemplar answers. https://www.youtube.com/watch?v=eTNvN8fgzIE&feature=youtu.be So, I'm hoping, you should now have completed the comprehension questions and listened to the answers. Now go back to the school website and download the file called: 'Year 5 Day 1 27.4.20 Vasily's Thoughts'. Copy the layout into your book and... Complete PART A If you would like to do more, please have a go at PART B too. If you would like to do EVEN MORE then please do the challenge task.</p>	<p>History LO Can I find out about Mayan cities? Mayan cities were amazing places. Use the website below to answer the following questions about the ceremonial city of Palenque. https://www.dkfindout.com/uk/history/mayans/mayan-cities/</p> <ol style="list-style-type: none"> 1. Mayan cities were built in similar patterns. What would be found in these cities? 2. Describe the structure of the palace. Where in the city is it situated? Why do you think was? 3. The Maya had very strong beliefs. You would find a number of temples in a Mayan city. Find The Temple of Inscriptions. Write down 10 fascinating facts about this amazing structure. 4. What was 'ulama'? Why was it important to the Maya people? 	<p>Reading from your own book aloud to an adult or older sibling (everyday 15mins) Practice your times tables (10 minutes) Practice your new skill (20 minutes) Practice your spellings for the week (5 minutes) Contact a friend or relative and have a good chat!</p>

Day 2

White Rose Maths:

Starter – Flashback 4 from the video @ <https://whiterosemaths.com/homelearning/year-5/>

MAKE SURE YOU CLICK ON SUMMER TERM – WEEK 1 (W/C 20 APRIL)

Main:

LO: CAN I SUBTRACT DECIMALS WITHIN 1?

Lesson 2

Watch the video then have a go at the activity in your books. Mark them using the answers – unpick any mistakes if you can.

Reading Day 2 'Firebird'

So, for today, please go to the [school website](#) by clicking the weblink above and download the **PDF story book of 'Firebird' if necessary**. We are going to be working on **chapter 2 only** today. First, use the PDF story book to read Chapter 2 yourself. Now click on the weblink below to listen to the virtual teacher read the chapter again and ask you some questions relating to it. After each question that she asks, **STOP THE VIDEO** and answer it using the PDF story book to help you. When you have attempted it **yourself, START THE VIDEO** again and listen to the virtual teacher give you exemplar answers.

<https://www.youtube.com/watch?v=BOFdTd7k6EE&feature=youtu.be>

So, I'm hoping, you should now have completed the comprehension questions and listened to the answers.

Now go back to the school website and download the file called: **'Year 5 Day 2 28.4.20 Character Profile'**.

Copy the layout into your book and...

Complete PART A

If you would like to do more, please have a go at PART B too.

If you would like to do EVEN MORE then please do the challenge task.

Writing

We are going to carry on with our detailed information text on the Ancient Maya that we started last week.

LO: Can I write a detailed and interesting paragraph for my information text?

Create a new sub-heading called: **'Mayan Cities – Grand Designs'**

Use your learning in **history yesterday** or revisit the website in order to write the next paragraph about the incredible city of Palenque.

I would like you to use **parenthesis** in this paragraph too.

To revise parenthesis watch the video below:

<https://www.youtube.com/watch?v=YZJbRaA3LUl>

Start your paragraph with a 'topic phrase or sentence'. Remember this will orientate the reader into knowing exactly what the paragraph is going to tell them e.g.

The ancient Maya people lived built the most incredible ceremonial cities. Palenque is one of those cities found...These cities consisted of...because...One temple in particular is called...This temple was built for... etc.

You could also add a pencil drawing of a step pyramid temple you studied or IF you've chosen to write your information text on the computer then you could copy and paste an actual photo into your paragraph.

ART

LO Can I describe how the Maya people wrote and can I create my own 'glyph'?

Activity 1

Look at the information @

<https://www.dkfindout.com/uk/history/mayans/mayan-writing/>

and @

<https://www.dkfindout.com/uk/history/mayans/mayan-books/>

Write notes in your book ready for then next paragraph of your information tomorrow.

Activity 2

The Mayan writing system had 700 glyphs. You already know how they read the glyph and what they showed. Now I would like you to choose a modern day object, an object that the Maya would not have had.

Draw a 15cm by 15cm square in your book or on a piece of paper. Round the edges off slightly. Now develop a glyph for your chosen object. Keep it simple but effective.

If you can and have an adult to help you, you could try and create a potato printer of your glyph and try printing with it.




Reading (everyday 15mins)

Practice your times tables (10 minutes)


Practice your spellings for the week (5 minutes)

Practice your new skill (20 minutes)

Contact a different friend or relative and have a good chat!



Sun



<p>Day 3</p>	<p>White Rose Maths:</p> <p>Starter – Flashback 4 from the video @ https://whiterosemaths.com/homelearning/year-5/</p> <p>MAKE SURE YOU CLICK ON SUMMER TERM – WEEK 1 (W/C 20 APRIL)</p> <p>Main: LO: CAN I WORK WITH COMPLEMENTS TO 1?</p> <p>Lesson 3 Watch the video then have a go at the activity in your books. Mark them using the answers – unpick any mistakes if you can.</p>	<p>Reading Day 3 ‘Firebird’ Again if necessary, please go to the school website by clicking the weblink above and download the PDF story book of ‘Firebird’.</p> <p>We are going to be working on chapter 3 only today. First, use the PDF story book to read Chapter 3 yourself. Now click on the weblink below to listen to the virtual teacher read the chapter again and ask you some questions relating to it. After each question that she asks, STOP THE VIDEO and answer it using the PDF story book to help you. When you have attempted it yourself, START THE VIDEO again and listen to the virtual teacher give you exemplar answers.</p> <p>https://www.youtube.com/watch?v=3-vbovP2tKg&feature=youtu.be</p> <p>Now go back to the school website and download the file called: ‘Year 5 Day 3 29.4.20 Mythical Creatures’. Use the layout to structure your work in your book and... Complete PART A If you would like to do more, please have a go at PART B too. If you would like to do EVEN MORE then please do the challenge task.</p> <p>Writing: LO: Can I write a detailed and interesting paragraph for my information text?</p> <p>Create a new sub-heading called:</p> <p>‘Glorious Glyphs – Writing the Mayan Way’</p> <p>Use your learning about Mayan glyphs, stelae and codices from yesterday or revisit the website in order to write the next paragraph for your Maya information text.</p> <p>I would like you to a relative clause in this paragraph too.</p> <p>To revise relative clauses please watch the video below: https://www.bbc.co.uk/programmes/p05rcvzf</p> <p>Start your paragraph with a ‘topic phrase or sentence’. Remember this will orientate the reader into knowing exactly what the paragraph is going to tell them e.g.</p> <p>The ancient Maya wrote in a surprising way. Like the Ancient Egyptians they used...They carved ...</p> <p>You could also carefully copy a glyph that you like from the examples I copied into Day 2.</p>	<p>History:</p> <p>LO Can I compare the food we have today with the food that the Ancient Maya had?</p> <p>Look at the page below:</p> <p>https://www.dkfindout.com/uk/history/mayans/w hat-did-maya-aztecs-and-incas-eat/</p> <p>List down the foods that were staple of the Maya people.</p> <p>Which do you eat today?</p> <p>Can you find a recipe that uses some of the Ancient Maya foods that you’ve read about?</p> <p>Now read about the Ancient Maya (similar to an Ancient Aztec) marketplace @ https://www.dkfindout.com/uk/history/aztecs/aztec-markets/</p> <p>How did they use to buy and sell items that they needed?</p> <p>What was bartering?</p> <p>Was there any crime?</p> <p>What were the people of these ancient civilisations good at weaving?</p> <p>Make lots of notes ready for the next paragraph of you information text.</p>	<p>Reading (everyday 15mins)</p> <p>Practice your times tables (10 minutes)</p> <p>Practice your spellings for the week (5 minutes)</p> <p>Practice your new skill (20 minutes)</p> <p>Contact a friend or relative and have a good chat!</p>
---------------------	---	--	---	--

Day 4

White Rose Maths:

Starter – Flashback 4 from the video @ <https://whiterosemaths.com/homelearning/year-5/>

MAKE SURE YOU CLICK ON SUMMER TERM – WEEK 1 (W/C 20 APRIL)

Main:

LO: CAN I ADD DECIMALS WHEN CROSSING THE WHOLE?

Lesson 4

Watch the video then have a go at the activity in your books. Mark them using the answers – unpick any mistakes if you can.

Reading Day 4 'Firebird'

Again if necessary, please go to the [school website](#) by clicking the weblink above and download the **PDF story book of 'Firebird'**.

We are going to be working on **chapter 4 only** today. First, use the PDF story book to read Chapter 4 yourself. Now click on the weblink below to listen to the virtual teacher read the chapter again and ask you some questions relating to it. After each question that she asks, **STOP THE VIDEO** and answer it using the PDF story book to help you. When you have attempted it **yourself**, **START THE VIDEO** again and listen to the virtual teacher give you exemplar answers.

<https://www.youtube.com/watch?v=zAcEy3ypJRY&feature=youtu.be>

Now go back to the school website and download the file called:

'Year 5 Day 4 30.4.20 Interviewing Ivan'.

Complete PART A

If you would like to do more, please have a go at PART B too.

If you would like to do EVEN MORE then please do the challenge task.

Writing:

LO: Can I write a detailed and interesting paragraph for my information text?

Create a new sub-heading. Today you have to think of a sub-heading yourself. Make it a good one!

Use your learning from yesterday to write a paragraph about the Maya's food and how they bought and sold things.

Just like yesterday, start your paragraph with a 'topic phrase or sentence'.

I would like you to use 'comparisons' in your paragraph today

Useful Comparisons

Remember: You can use these for 'most' text types. However, they work incredibly well in non-chronological (information) texts.

- like a
- is similar to
- identical to
- related to
- in the same way

History

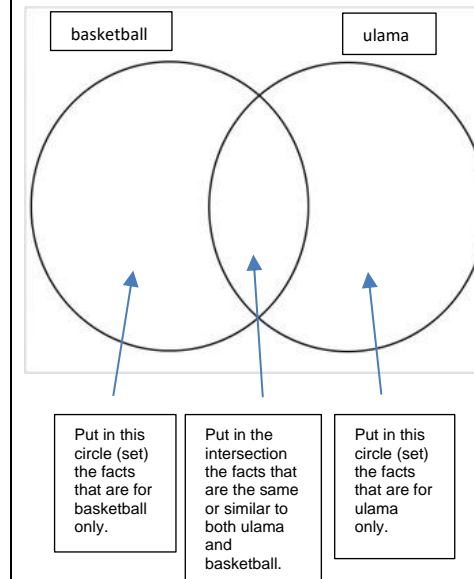
The Ball Game: 'ulama'.

Study the ancient game of 'ulama' @

<https://www.dkfindout.com/uk/history/mayans/ball-game/>

Compare this to a ball game we play today – basketball perhaps or net ball.

Create a Venn Diagram to show similarities and differences between the two sports.



Reading (everyday 15mins)

Practice your times tables (10 minutes)

Practice your spellings for the week (5 minutes)

Practice your new skill (20 minutes)

Contact a friend or relative and have a good chat!

<p>Day 5</p>	<p>MYMATHS</p> <p>LOGIN TO MYMATHS AS THERE ARE A COUPLE OF ACTIVITIES FOR YOU WITH THE LESSONS.</p> <p>The first one is revision of fractions to decimals to percentages. The second is decimal complements to 1.</p> <p>I've set them to start today and finish on Sunday.</p>	<p>Reading Day 5 'Firebird'</p> <p>Again if necessary, please go to the school website by clicking the weblink above and download the PDF story book of 'Firebird'.</p> <p>We are going to be working on chapter 5 only today. First, use the PDF story book to read Chapter 4 yourself. Now click on the weblink below to listen to the virtual teacher read the chapter again and ask you some questions relating to it. After each question that she asks, STOP THE VIDEO and answer it using the PDF story book to help you. When you have attempted it yourself, START THE VIDEO again and listen to the virtual teacher give you exemplar answers.</p> <p>https://www.youtube.com/watch?v=lqwxKsu-8t4&feature=youtu.be</p> <p>Now go back to the school website and download the file called: 'Year 5 Day 5 01.5.20 Book Review'. Use the structure and layout of this book review to create your own in your book. Complete BOTH parts.</p> <p>Writing:</p> <p>LO: Can I write a detailed and interesting paragraph for my information text?</p> <p>Write a paragraph with a new sub-heading about the ball game 'ulama' and how important it was to the Maya.</p> <p>I would like you to try and include a prepositional phrase in this paragraph.</p> <p>Go to espresso @ www.discoveryeducation.co.uk/espresso and login user: student3817 Password: Milverton Click on Key Stage 2 and scroll down and click 'SATs Routes'. Scroll down to and select 'prepositions'. Complete the activities (numbered at the top of the page after the word 'view')</p>	<p style="text-align: center;">CATCH UP TIME</p> <p style="text-align: center;">Use this time to catch up with anything you need to complete.</p>	<p>Reading (15 minutes)</p> <p>Practice your times tables (10 minutes)</p> <p>Spelling test (5 minutes)</p> <p>Contact a friend or relative and have a good chat!</p>
---------------------	--	--	---	---

SPELLING: Year 5 Spellings Week Beginning 27th March 2020

L.O. to learn common homophones (reduced spelling group complete table A please)

Write a sentence for each of the words showing your understanding of the word's meaning.

A

Spelling	Monday	Tuesday	Wednesday	Thursday	Friday
not knot					
flower flour					
week weak					
plain plane					
seen scene					

B

Spelling	Monday	Tuesday	Wednesday	Thursday	Friday
allowed aloud					
key quay					
seen scene					
serial cereal					
waist waste					