

Year 5 TIMETABLE (Week 7)

Week Beginning Monday 4th May, 2020

Dear Class 5, This week I must thank the people who have produced the videos online so that we can use them. Keep up the good work everyone and email me if you would like to.

Mr C

0900-0935 PE with Joe Wicks @ <https://www.youtube.com/channel/UCAxW1XT0iEJo0TYIRfn6rYQ>

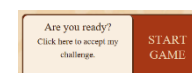
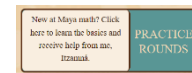
If you would like your child do more than is requested in the timetable below, then please have a look at the following Government recommended websites for further daily activities:

<https://www.bbc.co.uk/bitesize/levels/zbr9wmn>

<https://www.bbc.co.uk/bitesize/tags/zhgppg8/year-5-lessons/1>

<https://www.thenational.academy/online-classroom>

	Maths (60 MINS)	Literacy and MFL (French) (60 MINS)	Other (60 MINS)	On-going
Day 1	<p>White Rose Maths: This week really try hard to answer all of the starter questions – take as much time as you like as you can stop and start the video. Learn from today’s questions as the concepts are often repeated. Look online for help, as a parent if they aren’t busy or ask an older brother or sister if you have one. Starter – Flashback 4 from the video @ https://whiterosemaths.com/homelearning/year-5/</p> <p>MAKE SURE YOU CLICK ON SUMMER TERM – WEEK 2 (W/C 27 APRIL)</p> <p>Main: LO: CAN I ADD DECIMALS WITH THE SAME NUMBER OF DECIMAL PLACES. Lesson 1 Watch the video @ https://whiterosemaths.com/homelearning/year-5/ then have a go at the activity in your books. Mark them using the answers – unpick any mistakes if you can.</p>	<p>Reading Text: The Mystery of the Colour Thief Focus: the meaning of words in context</p> <p>Watch the online lesson @ https://www.youtube.com/watch?v=1FCfEFD06n4</p> <p>This lesson is all about words in context – just like the questions I ask you in class.</p> <p>There is a small amount of reading designed for children in Years 5 and 6, so, if you find reading tricky, ask if someone would give you some support.</p> <p>There are a few questions to answer so have your book, pencil and anything else you need ready.</p> <p>Follow the instructions the virtual teacher gives you, especially when to start and pause the video so that you have a chance to answer the questions.</p> <p>Go over your answers with the virtual teacher.</p> <p>When You have completed this go to the school website https://www.milvertonprimary.co.uk/classes/class-5 and download the file called: ‘Year 5 Day 1 04.5.20 The Mystery of the Colour Thief’</p> <p>Here you will find more comprehension questions and a copy of the extract. Please answer the questions based on: the retrieval of information from a given text, inference and choice.</p> <p>MFL: French Focus: Days of the week (Listen and repeat with Alexa)</p> <p>Days of the week: https://www.youtube.com/watch?v=rin94Xp2XQ4 Write the days of the week in your book in both French and English.</p>	<p>Number LO Can I count as the Ancient Maya did? Click on the weblink below. This will take you to meet Itzamná, Maya Lord of Knowledge and Wisdom. Learn from Itzamná how to count like the Maya.</p> <p>https://maya.nmai.si.edu/maya-sun/maya-math-game</p> <p>After you have read the information, have a go at counting by clicking the ‘practice rounds’ at the bottom of the page. This will give you some valuable counting and basic math practice. Click on each round to learn more.</p> <p>It is OK if you wish to stop at counting from 0-19 the Maya way. If you like the challenge, and if you have the hang of it, then the challenge increases and increases through the rounds.</p> <p>Only if you want to, try the game. Read the instructions carefully. Start at Level 1. Crack this and move up through the levels!</p> <p>My family got really into this challenge – ask your family to join in too. See if they too can count the Mayan way.</p>	<p>Reading from your own book aloud to an adult or older sibling (everyday 15mins)</p> <p>Practice your times tables (10 minutes)</p> <p>Practice your new skill (20 minutes)</p> <p>Practice your spellings for the week (5 minutes)</p> <p>Contact a friend or relative and have a good chat!</p>



<p>Day 2</p>	<p>White Rose Maths:</p> <p>Starter – Flashback 4 from the video @ https://whiterosemaths.com/homelearning/year-5/</p> <p>MAKE SURE YOU CLICK ON SUMMER TERM – WEEK 2 (W/C 27 APRIL)</p> <p>Main: LO: CAN I SUBTRACT DECIMALS WITH THE SAME NUMBER OF DECIMAL PLACES?</p> <p>Lesson 2 Watch the video then have a go at the activity in your books. Mark them using the answers – unpick any mistakes if you can.</p>	<p>Reading:</p> <p>Text: Tom's Exciting Morning</p> <p>Focus: inference</p> <p>Watch the video @ https://www.youtube.com/watch?v=luEgks4piPM</p> <p>Follow the instructions by the virtual teacher.</p> <p>Pause the video when you need to - you must've got the hang of that by now!</p> <p>Complete the questions in your book then make sure you listen to answers and the guidance given.</p> <p>Writing</p> <p>We are going to carry on with our detailed information text on the Ancient Maya.</p> <p>LO: Can I write a detailed and interesting paragraph for my information text?</p> <p>Create a new sub-heading called: 'Mayan Maths'</p> <p>Use your learning in history yesterday or revisit the website in order to write the next paragraph about how to count (and add and subtract if you did this) the Mayan way.</p> <p>Today I would like you to try and include an adverbial phrase.</p> <p>Watch the video @ https://www.youtube.com/watch?v=AJORmFUQ5s4 to remind yourself or learn how to use an adverbial phrase.</p> <p>Start your paragraph with a 'topic phrase or sentence'.</p> <p>Remember this will orientate the reader into knowing exactly what the paragraph is going to tell them.</p>	<p>History</p> <p>As an aside click on the link below and listen to how some Maya words are pronounced: https://mayaarchaeologist.co.uk/resources-on-the-maya/maya-language/</p> <p>LO Can I find out about the Mayan calendar?</p> <p>The Maya were amazing mathematicians and astronomers.</p> <p>Let's use the DK website again to find out about the complex mathematical and astronomical Maya calendar. It is tricky so spend some time reading and making notes.</p> <p>https://www.dkfindout.com/uk/history/mayans/mayan-calendar/</p> <p>For those of you who love a challenge you can extend your knowledge and understanding by looking at the following sites:</p> <p>https://maya.nmai.si.edu/calendar/calendar-system https://maya.nmai.si.edu/calendar/maya-calendar-converter https://maya.nmai.si.edu/calendar/reading-calendar-glyphs</p>	<p>Reading (everyday 15mins)</p> <p>Practice your times tables (10 minutes)</p> <p>Practice your spellings for the week (5 minutes)</p> <p>Practice your new skill (20 minutes)</p> <p>Contact a different friend or relative and have a good chat!</p>
---------------------	--	---	---	--

Day 3

White Rose Maths:

Starter – Flashback 4 from the video @ <https://whiterosemaths.com/homelearning/year-5/>

MAKE SURE YOU CLICK ON SUMMER TERM – WEEK 2 (W/C 27 APRIL)

Main:

LO: CAN ADD DECIMALS WITH A DIFFERENT NUMBER OF DECIMAL PLACES?

Lesson 3

Watch the video then have a go at the activity in your books. Mark them using the answers – unpick any mistakes if you can.

Reading:

Text – Magic Potions (non-fiction)

Focus: General UKS2 Reading Skills

Watch the video by clicking on the link below. Don't forget to make the video 'full screen' so that you can read the text clearly. If the timer puts you off, don't worry, just pause the video and read the text at your own pace.

https://www.youtube.com/watch?v=VdF2to_Ot0

Listen carefully to the virtual teacher and answer the questions.

Don't forget to pause the video so that you can give yourself time to write the answers in your book.

Writing:

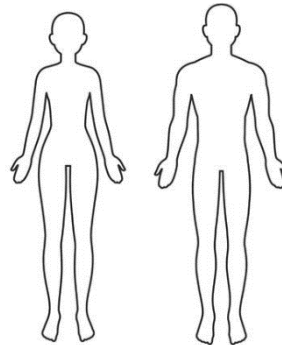
LO: Can I write a detailed and interesting paragraph for my information text?

Create a new sub-heading called:

'Complicated Calendar'

Use your learning about the Mayan calendar from yesterday or revisit the website in order to write the next paragraph for your Maya information text.

Start your paragraph with a 'topic phrase or sentence'. Remember this will orientate the reader into knowing exactly what the paragraph is going to tell them.



Art and Design:

LO Can I be a fashion designer for the ancient Maya?

Watch this clever and funny video from the BBC based on a 'make-over' type program. Learn what types of clothing women and men wore and what the garments were called.

<https://www.youtube.com/watch?v=rNECuXcLT80>

Now it's over to you. Design an Ancient Maya outfit for a woman and a man. Label your designs with the correct names for the pieces of clothing. Try and get the patterns and the colours as accurate as you can.

1. Draw two faint outlines of the human form.
2. Draw on your desired clothing.
3. Colour or use collage on your designs.
4. Label your designs with correct vocabulary (look again at the video and stop it when necessary)

Make notes on how what they made the clothes from and what they used to colour them. Also, make notes on how they changed their physical appearance through the use of jewellery, dentistry and the very strange practices of forehead flattening and staying cross-eyed!



Reading (everyday 15mins)

Practice your times tables (10 minutes)

Practice your spellings for the week (5 minutes)

Practice your new skill (20 minutes)

Contact a friend or relative and have a good chat!

Day 4

White Rose Maths:

Starter – Flashback 4 from the video @ <https://whiterosemaths.com/homelearning/year-5/>

MAKE SURE YOU CLICK ON SUMMER TERM – WEEK 2 (W/C 27 APRIL)

Main:

LO: CAN I SUBTRACT DECIMALS WITH A DIFFERENT NUMBER OF DECIMAL PLACES?

Lesson 4

Watch the video then have a go at the activity in your books. Mark them using the answers – unpick any mistakes if you can.

Reading:

Text: Rollercoasters

Focus: General UKS2 Reading Skills

Watch the video @ <https://www.youtube.com/watch?v=ChCMiBdv7QI>

You know what to do by now! So go for it!

Writing:

LO: Can I write a detailed and interesting paragraph for my information text?

Create a new sub-heading. Today you have to ‘design’ a sub-heading yourself. Make it a good one!

Use your learning from yesterday to write a paragraph about the Maya’s fashion.

Just like yesterday, start your paragraph with a ‘topic phrase or sentence’.

I would also like you to use the **passive** voice. Remind yourself of the difference between the active and passive voice by watch the video @

https://www.youtube.com/watch?v=W1_IRU6zx9g

Try and use the passive voice so that the item of clothing is the important part of the sentence, for example, *The corte was worn by...*

Art and History

LO Who was Frederick Catherwood and what can we learn from his drawings (a source of information)?

Go to the school website:

<https://www.milvertonprimary.co.uk/classes/class5-5>

and open the document called:

‘Year 5 Day 4 07.5.20 Frederick Catherwood’

Have a look through this presentation (as a PDF) and learn about this gentleman and what he is famous for.

Look closely at the pictures he created.

How were the pictures created?

Now that you have looked through some of the amazing pictures he created, go to the picture:



Study the picture carefully. What can you see? Answer the following questions:

What is it a picture of?	Why do you think this was built?	Are there any people in the picture? What are they doing?
What can you see in the picture when you look closely? List everything you can see, particularly in the detail of buildings or sculptures.	What do you think this picture can tell us about the Maya?	Is there anything you think Catherwood is trying to say in the way he has created the picture? Consider the background, use of light, people and angles.

Reading (everyday 15mins)

Practice your times tables (10 minutes)

Practice your spellings for the week (5 minutes)

Practice your new skill (20 minutes)

Contact a friend or relative and have a good chat!

Day 5	<p>MYMATHS</p> <p>LOGIN TO MYMATHS AS THERE ARE A COUPLE OF ACTIVITIES FOR YOU WITH THE LESSONS.</p> <ol style="list-style-type: none"> 1. Adding Decimals Mental 2. Adding Decimals in Columns <p>I've set them to start today and finish on Sunday.</p> <p>Please make sure you keep up with all of your learning. I am really pleased that many of you have kept going, even over the Easter fortnight, however, some of you have not logged in at all!</p>	<p>Spelling Test Reading: Text: Robots Revenge Focus: General UKS2 Reading Skills Watch the video at https://www.youtube.com/watch?v=uFQkuYjpZDk You know what to do! Writing:</p> <p>LO: Can I write a detailed and interesting paragraph for my information text? Write a new paragraph with a new sub-heading about Fredrick Catherwood and why he and his pictures are important. Use a variety of sentences showing me what you can do (relative clauses, fronted adverbials, passive voice etc).</p> <p>MFL: French (Listen and repeat with Alexa) Focus: Months of the year First, remind yourself of the days of the week you learnt on Monday. Months of the Year: https://www.youtube.com/watch?v=JyROOY4RPJg Write the months of the year in your book in both French and English.</p>	<p>CATCH UP TIME</p> <p>Use this time to catch up with anything you need to complete.</p>	<p>Reading (15 minutes)</p> <p>Practice your times tables (10 minutes)</p> <p>Spelling test (5 minutes)</p> <p>Contact a friend or relative and have a good chat!</p>
--------------	--	---	---	---

SPELLING: Year 5 Spellings Week Beginning 4th May 2020

L.O. to learn words containing the letter string -ough.

Look, say, cover, write and check the following words. Words in green are for children who usually have less spellings to learn.

	Monday	Tuesday	Wednesday	Thursday	Friday
bought thought brought fought					
rough tough enough					
thorough borough					
though although dough					
cough trough					
through					
plough bough					