

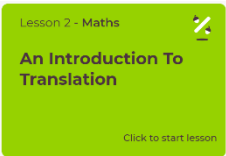
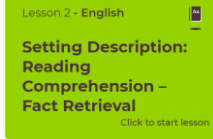

0900-0935 PE with Joe Wicks @ <https://www.youtube.com/channel/UCAxW1XT0iEJo0TYIRfn6rYQ>

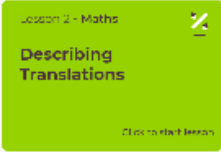
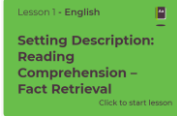
STAYING ACTIVE AS A FAMILY AT HOME!

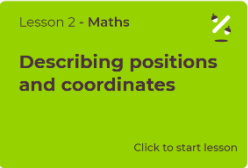

Please see the SASP website below to find out more. There are PE links to other subjects too.

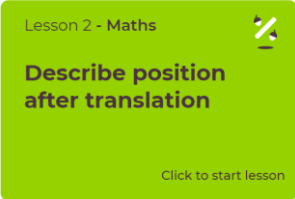
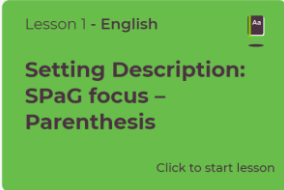
Have a go!

<https://www.sasp.co.uk/home-family-activities>

	Maths	Literacy and MFL (French)	Other	On-going
	Focus: TRANSFORMATIONS (60 MINS)	Focus: English (60 MINS)	Focus: History – The Mayan Civilisation (60+ MINS)	
Day 1	<p>Oak National Academy Maths Focus: An introduction to translations This week we are going to try something different. I would like you to use the lessons that have been recommended by the Government that have been published on the Oak Academy Website for Year 5: https://www.thenational.academy/online-classroom/year-5/</p> <p><u>NOTE: PLEASE READ THE INSTRUCTIONS I HAVE PUT TOGETHER FOR YOU IN THE RESOURCES SECTION AFTER THE TIMETABLES.</u></p> <p><u>SCROLL DOWN THE PAGE AND CLICK ON – WEEK 1 (20th APRIL) AND SELECT MONDAY</u></p> <p><u>Week 1 20th April</u> <u>Monday</u> <u>Focus: An introduction to translation.</u></p>  <p>Take time to get used to this new site <u>using the instructions</u> I have made for you.</p> <p>Thanks everyone and keep up the great work!</p> <p>Answer the questions in your book.</p>	<p><u>Reading</u> <u>Oak National Academy</u> https://www.thenational.academy/online-classroom/year-5/ <u>Week 1 20th April</u> <u>Monday</u> <u>Focus: Fact Retrieval</u></p>  <p><u>The structure of the lesson is similar to the maths lessons. Please see the instructions at the end of the timetables.</u></p> <p><u>Writing</u> <u>Complete the history for today FIRST</u> <u>Focus: Mayan Buildings</u> Write a paragraph for your information text all about Mayan homes and the famous El Castillo at Chichen Itza. You could include your plans from the history activity.</p> <p><u>MFL: French</u> <u>Focus: The Weather (listen and repeat with Alexa)</u> The weather: https://www.youtube.com/watch?v=Kq4Luegns8c Write the sentences in your book – stop the video so you can copy the words correctly.</p>	<p><u>History:</u> <u>Focus: Mayan Buildings</u></p> <p>Watch the very clever and funny BBC Learning video based on the 'Grand Designs' TV program @ https://www.youtube.com/watch?v=212_i8f6YtY</p> <p>Learn all about Mayan buildings and how they were constructed. Watch carefully and then use the video to complete the activity below/ Activity 1 Draw plans for a Mayan home. Draw your Mayan home from the 3 different 'views' (plans and elevations):</p> <ol style="list-style-type: none"> 1. Plan (aerial view) 2. Front/Back 3. Sides <p>Include and label as many external and internal details as you can. PLEASE SCROLL DOWN TO THE RESOURCES AFTER THIS TIMETABLE TO SEE ARCHITECTURAL DRAWINGS OF THE PLANS AND ELEVATIONS OF A HOUSE.</p> <p><u>El Castillo at Chichen Itza</u> https://www.dkfindout.com/uk/earth/landmarks-world/chichen-itza/ Use this page to find out about one of the most famous landmarks in the world. Make notes in your book.</p> <p><u>Art and Technical Drawing:</u> Learn how to draw El Castillo by watching and listening to the artist on the video @ https://www.youtube.com/watch?v=F2JTKYrHbKY Have a go yourself – stop and start the video. Try and do what the artist is doing. Keep Calm!</p> <p>CARRY THIS ON TOMORROW IF NECESSARY</p>	<p>Reading from your own book aloud to an adult or older sibling (everyday 15mins)</p> <p>Practice your times tables (10 minutes)</p> <p>Practice your new skill (20 minutes)</p> <p>Practice your spellings for the week (5 minutes)</p> <p>Contact a friend or relative and have a good chat!</p> 

<p>Day 2</p>	<p>Maths</p> <p>Return to the Oak National Academy again today.</p> <p>https://www.thenational.academy/online-classroom/year-5/</p> <p>Week 1 20th April.</p> <p>Tuesday</p> <p>Focus: Describing Translations</p>  <p>Again, there is a quiz, a video lesson, an independent task and a final quiz.</p> <p>Remember to stop the video and resume when you need to.</p> <p>Answer the questions in your book.</p>	<p>English Part 1</p> <p>Reading</p> <p>Oak National Academy</p> <p>https://www.thenational.academy/online-classroom/year-5/</p> <p>Week 1 20th April</p> <p>Tuesday</p> <p>Focus: Fact Retrieval</p>  <p>English Part 2</p> <p>Writing</p> <p>ACTIVITY 1</p> <p>Focus: The end of the Mayan Civilisation</p> <p>https://www.dkfindout.com/uk/history/mayans/end-mayan-civilization/</p> <p>Study the page from the DK website about the end of the Maya.</p> <p>Write your penultimate paragraph showing me what you can include in terms of spelling, punctuation and grammar.</p> <p>Your information text is nearly finished! So, before you write the final, closing paragraph, please watch the video @ https://www.youtube.com/watch?v=iaKofHyZ00c . This will give a wonderful overview and final learning experience of the Ancient Maya. As you can see, we have learnt so much about this ancient civilisation. I really hope you have enjoyed it.</p> <p>ACTIVITY 2</p> <p>It is now time to finish your information text with your final paragraph. This is an important paragraph and is often the worst written. It is important because it is the last thing that is read and remains with the reader. So, make it a good one. But how I hear you ask! Well, here is a short video to give you a little bit of help, however, your closing paragraph I know will be a lot better.</p> <p>https://www.youtube.com/watch?v=90TT0q2mHws</p> <p>When you summarise, only refer to 2 or 3 of the paragraphs you have written and then end with a 'next step'.</p> <p>Good luck.</p>	<p>CONTINUE AND COMPLETE THE DRAWING FROM YESTERDAY.</p> <p>Music:</p> <p>Click on the link below which will take you to the KS2 'Sing Up At Home' section of the Sing Up website. Scroll down and find:</p> <p>The Maya (a stone-cold classic) (performance track)</p> <p>https://www.singup.org/singupathome/songs-for-learning/7-11</p> <p>PLEASE SCROLL DOWN TO THE RESOURCES AFTER THIS TIMETABLE TO SEE THE LYRICS TO THE SONG.</p> <p>Now have a really good sing about the Ancient Maya!</p>	<p>Reading (everyday 15mins)</p> <p>Practice your times tables (10 minutes)</p> <p>Practice your spellings for the week (5 minutes)</p> <p>Practice your new skill (20 minutes)</p> <p>Contact a different friend or relative and have a good chat!</p>
---------------------	---	--	---	--

<p>Day 3</p>	<p>Maths</p> <p><u>Return to the Oak National Academy again today.</u></p> <p><u>Focus: Describing positions and coordinates.</u></p> <p>https://www.thenational.academy/online-classroom/year-5/</p> <p>By now I am hoping you have got the hang of this new site and how the lessons are structured.</p> <p><u>Week 1 20th April.</u> <u>Wednesday</u> <u>Focus: Describing positions and coordinates</u></p>  <p>Answers in your book please.</p>	<p>English Part 1</p> <p>Watch the video @ https://www.youtube.com/watch?v=UMxNJiANqJU Find out where the contents page and glossary would be found in a book.</p> <p>Activity 1: Please create a ‘Contents’ page for your information text.</p> <p>Activity 2: Please create a ‘Glossary’ for you information text. The words you choose (be selective – no more than two words from each paragraph) must be in the glossary in alphabetical order.</p> <p>Add these to your information text.</p> <p>English Part 2 Go to the Oak National Academy @ https://www.thenational.academy/online-classroom/year-5/ WEEK 1 20th April Wednesday: Focus: Identifying features of a text</p>  <p>Work your way through the lesson – this is a really good session and covers many aspects of the Year 5 requirements NOTE: A WAGOLL stands for 'What a Good One Looks Like'.</p>	<p>Art and History</p> <p>Now that the information text is complete and we have had a tour of the Ancient Maya civilisation, it is time to be creative once again.</p> <p>I would like you to create an amazing front cover for your information text.</p> <p>You can use whatever technique you like as I don't know what resources are available to you at home.</p> <p>Try and use the Maya style of drawing images and use the colours that were available to them.</p> <p>It might be worth watching and stopping the video @ https://www.youtube.com/watch?v=jaKofHyZ00c to see how the Maya drew and coloured, carved and created!</p> <p>Remember your front cover will need to attract the attention of the reader and have a correctly spelt title and will, of course, need who it was written by.</p> <p><u>When finished, watch this hilarious BBC video based on 'Dragons' Den' – we really enjoyed this one too!</u> https://www.youtube.com/watch?v=gvDujDrl24w</p>	<p>Reading (everyday 15mins)</p> <p>Practice your times tables (10 minutes)</p> <p>Practice your spellings for the week (5 minutes)</p> <p>Practice your new skill (20 minutes)</p> <p>Contact a friend or relative and have a good chat!</p>
---------------------	---	--	---	--

<p>Day 4</p>	<p>Maths: <u>Return to the Oak National Academy again today.</u> Focus: Describe position after translation. https://www.thenational.academy/online-classroom/year-5/</p> <p>By now I am hoping you have got the hang of this new site and how the lessons are structured.</p> <p>Week 1 20th April Thursday Focus: Describe position after translation</p>  <p>Again, complete the 4 activities – quiz, video lesson, independent tasks, final quiz.</p> <p>Answers in your book please.</p>	<p>English Part 1 SPaG Focus: Parenthesis</p> <p>Go to the Oak National Academy website by clicking the link below. https://www.thenational.academy/online-classroom/year-5/</p> <p>Week 1 20th April Thursday Focus: Parenthesis</p>  <p>Work your way through the lesson carefully.</p> <p>English Part 2</p> <p>Today we are going to start a new writing focus. A Defeating the Monster Tale.</p> <p>We are going to base our stories around the short film that can be found on the 'Literacy Shed' website called 'Spy Fox'.</p> <p>https://www.literacyshed.com/spyfox.html</p> <p>Before watching, scroll down this timetable until you see the page called: 'Boxing up Spy Fox' and remind yourself of the generic structure of a 'defeating a monster tale'.</p> <p>Now watch and enjoy the film.</p> <p>Watch the film again but this time write down the key events of the film in note form in your book e.g. <i>Penguins destroyed by a laser beam</i></p> <p>How many key events did you write down?</p> <p>Now have a look again at the boxing up sheet.</p> <p>Use your notes to fill in the boxes.</p>	<p>Science: Focus: Grouping Materials</p> <p>All materials have properties. This means the things about them you can measure that can be different to other materials. Different materials are good for different jobs based on their properties. Examples of properties you need to know about are:</p> <p>Hardness – the ability of a material to resist being dented Solubility – how easily a material a material will dissolve Magnetism – if a material is magnetic or not Thermal Conductor or Insulator – how easily heat passes through or not Electrical Conductor or Insulator– how easily electricity passes through or not Transparency - if a material allows light to pass through or not.</p> <p>There are lots of other properties also. Watch the video below to find out more. https://www.youtube.com/watch?v=tAEQDu7juEg</p> <p>Now watch the videos, read the information from the BBC lessons below: https://www.bbc.co.uk/bitesize/topics/z4339j6/articles/zx8hhv4 https://www.bbc.co.uk/bitesize/topics/zytvyrd/articles/zw889qt</p> <p>ACTIVITY: Using your learning, go around your house and find examples of materials with the properties outlined above and complete the 2-way table you will find by scrolling down past the timetable.</p> <p>An example has been given to show you what to do.</p>	<p>Reading (everyday 15mins)</p> <p>Practice your times tables (10 minutes)</p> <p>Practice your spellings for the week (5 minutes)</p> <p>Practice your new skill (20 minutes)</p> <p>Contact a friend or relative and have a good chat!</p>
---------------------	---	--	---	--

Day 5

Maths:

Return to the Oak National Academy again today.

<https://www.thenational.academy/online-classroom/year-5/>

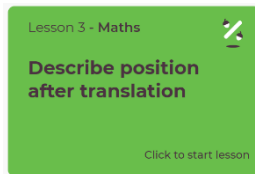
By now I am hoping you have got the hang of this new site and how the lessons are structured.

Week 1 20th April

Friday

Focus: Describe position after translation

Click on the green box that says 'Describe position after translation' (second part of this concept)



Again, complete the 4 activities – quiz, video lesson, independent tasks, final quiz.

Answers in your book please.

English Part 1

Spelling Test

English Part 2

Go to the Oak National Academy website by clicking the link below.

<https://www.thenational.academy/online-classroom/year-5/>

Week1 20th April

Friday

Focus: Writing a setting description.

Now, click on the green box that says:




Work your way through the lesson carefully.

English Part 3

Writing:

Today I would like you watch 'Spy Fox' again. Start it again and stop the film when you see the image opposite.

Use what you have learnt today to write a wonderful description of the setting here . 

OR SCROLL DOWN TO THE RESOURCES AFTER THIS TIMETABLE TO SEE THE LARGER IMAGE.

MFL: French (Listen and repeat with Alexa)

Focus: The Definite Article 'THE':

The definite article 'the':

<https://www.youtube.com/watch?v=054MD3i3RDE>

Make sure you record your learning in your book

CATCH UP TIME

Use this time to catch up with anything you need to complete.



Reading (15 minutes)

Practice your times tables (10 minutes)

Spelling test (5 minutes)

Contact a friend or relative and have a good chat!

SPELLING: Year 5 Spellings Week Beginning 11th May 2020

L.O. to learn words with the prefix (from Latin) 'pro-' meaning 'on behalf of, in place of, before, for, in exchange for, just as,' and the prefix 'sus-' meaning 'under, below or beneath'. Look, say, cover, write and check the following words.

Words in *green* are for children who usually have less spellings to learn.

	Monday	Tuesday	Wednesday	Thursday	Friday
<i>provide</i>					
<i>produce</i>					
<i>process</i>					
<i>proclaim</i>					
<i>proportion</i>					
<i>procedure</i>					
<i>suspect</i>					
<i>suspicion</i>					
<i>suspension</i>					
<i>sustain</i>					

Oak National Academy Help Sheet for Class 5

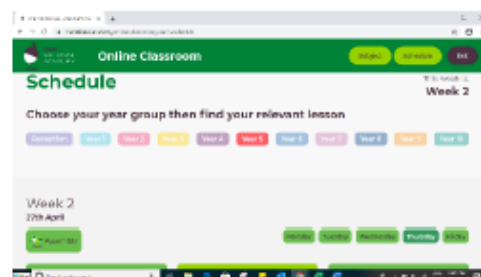
Information for Parents @ <https://www.thenational.academy/information-for-parents-pupils>

WEBSITE: <https://www.thenational.academy/online-classroom/year-5#schedule>

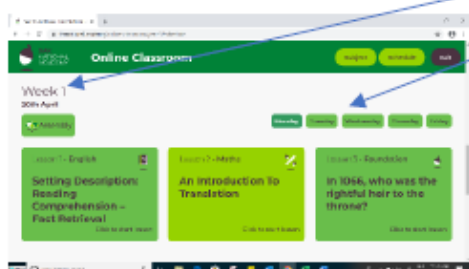
This link will take you straight to the lessons that are designed for Year 5.

You should now have a page that looks like this:

Use the scroll bar on the left to scroll up and down to see all of the page and links.



Next, scroll down and make sure you are on the correct week – check this with the Class 5 timetable from the school website.



Now that you have the correct week, you need to select the correct day.

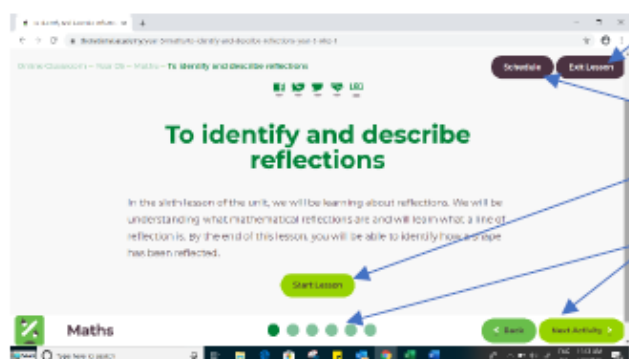
Now you have to make sure you select the correct lesson. Check with the Class 5 timetable to make sure you select the correct lesson.

ALL LESSONS ARE IN THE SAME FORMAT

Click the correct green box for the required lesson (I'm using maths as the example).



This will take you to the start of the lesson.



Exit lesson completely.

Return to the daily schedule

Begin the lesson

Navigate between activities by clicking green circles or using the 'back' and 'Next Activity' buttons

Click 'Start Lesson'

This will take you to a new page that will look like this:



Click start quiz

The quizzes are multiple choice questions – just select your answer by clicking a circle



You can leave the quiz at any time by clicking here:



You can submit your quiz answers for marking by clicking here:



PLEASE NOTE: when you submit your answers a NEW window will open with your feedback.

Click on the previous tab to return to the lesson and then click on 'Close Quiz'.



Click on the next green circle or the 'Next Activity' button to take you to 'Activity 2' the video lesson.



Read the information first.

Click to play

Click here to play and pause



You can close the video at any time.

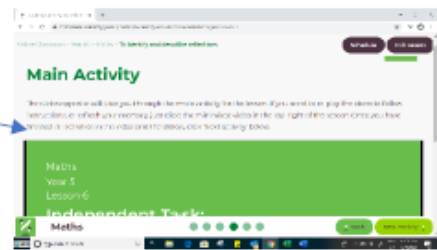
Then resume at the place where you closed (may need to scroll up a bit).



Oak National Academy Help Sheet for Class 5
Information for Parents @ <https://www.thenational.academy/information-for-parents-pupils>

After you have watched and learnt from the video, close the video and click the next green circle or the 'Next Activity' button.

This will take you to the 'Main Activity' page where you can read the information:



The main activity is a slide show embedded in the page. Scroll down to see the slide show control buttons.

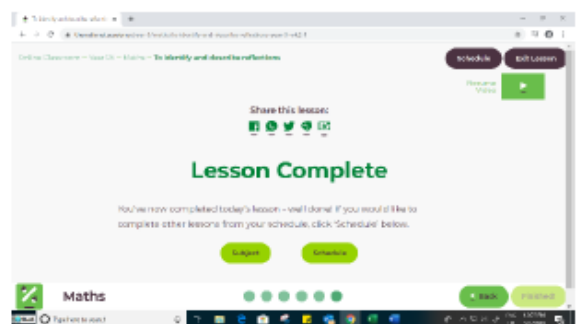
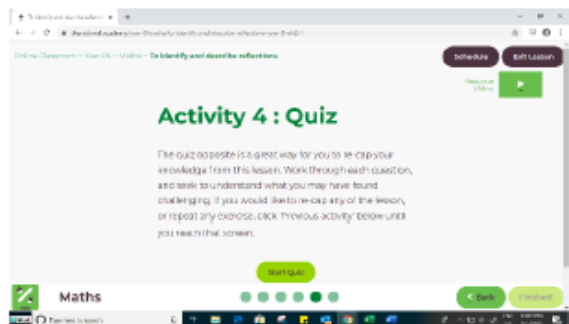
Move between slides. Enter/Exit Fullscreen

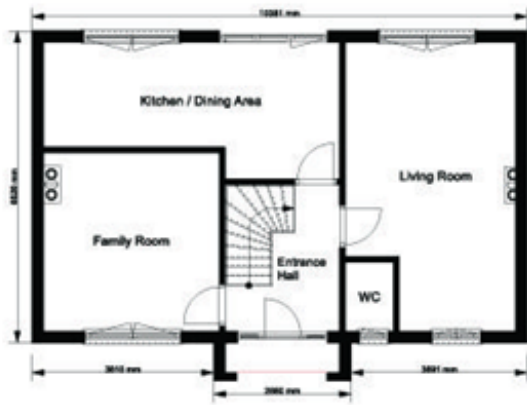


You can also click the slide to move forward.

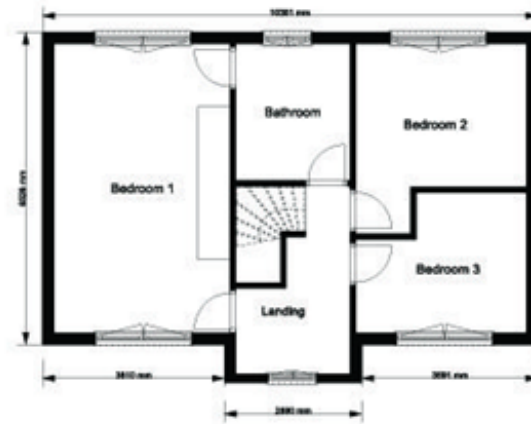
Here will be your independent task(s) to try and do in your book. When you have done them, resume the video (using the Resume Video button top left page) for the answers and feedback.

Click on the next green circle or 'Next Activity' button to take you to a finishing quiz (complete in the same way as the starter quiz). The final green circle is the 'Lesson Complete' page.

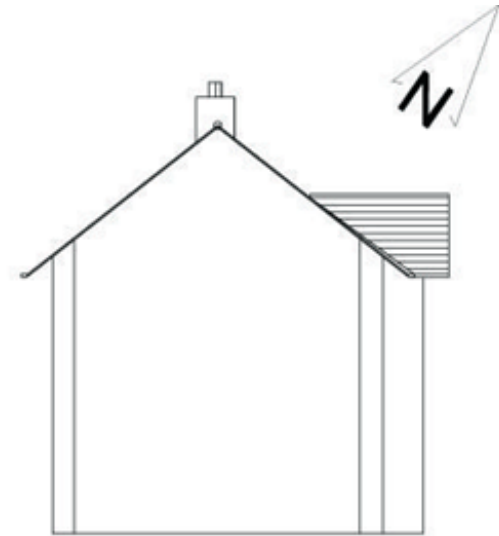




GROUND FLOOR PLAN



FIRST FLOOR PLAN



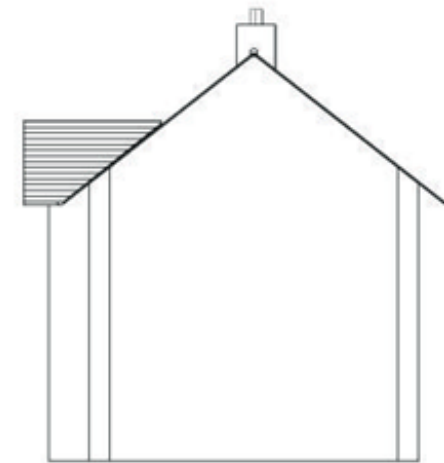
LEFT ELEVATION



FRONT ELEVATION



REAR ELEVATION



RIGHT ELEVATION

The Maya.

Two thousand years ago in central America,
out of the darkness of prehistory,
rose up a people known as the Maya,
shrouded in secrets and deep mystery.

The Maya, ooo oh, the Maya.

Out of the towering forests of rain,
a new kind of people arrived,
building great cities, Palenque, Copán,
brick by brick, and beginning to thrive.

*The Mayan Kingdom: a stone-cold classic.
Warrior builders who knew how to hack it.
In the heavy jungle-based pyramids,
never were a people more spirited than the Maya,
ooo oh, the Maya.*

They lived on a diet of peppers and maize
and made all their art from jade and stone,
they prayed to the maize gods to bring them the rain,
crop by crop ev'ry dinner was grown.

*The Mayan Kingdom: a stone-cold classic.
Warrior builders who knew how to hack it.
In the heavy jungle-based pyramids,
never were a people more spirited than the Maya,
ooo oh, the Maya.*

And as the Romans were off in Europe,
and as the Egyptians sailed on the Nile,
this Mesoamerican people were rocking it Yucatan
style!

*The Mayan Kingdom: a stone-cold classic.
Warrior builders who knew how to hack it.
In the heavy jungle-based pyramids,
never were a people more spirited than the Maya,
ooo oh, the Maya.*

Then almost as quickly as they had appeared,
the Mayan Kingdom was gone.
Eighty-eight theories but nobody knows
so we're singing their song as a way to hold on to

*The Mayan Kingdom: a stone-cold classic.
Warrior builders who knew how to hack it.
In the heavy jungle-based pyramids,
never were a people more spirited than the
Mayan Kingdom: a stone-cold classic.
Warrior builders who knew how to hack it.
In the heavy jungle-based pyramids,
never were a people more spirited than the Maya,
ooo oh, the Maya, ooo oh, the Maya, ooo oh, the
Maya.*

Spy Fox

<https://www.literacyshed.com/spyfox.html>

Story Type: **Defeating the Monster Tale**

Focus: **Description**

a generic structure	summary of what happens in 'Spy Fox'
<u>Opening</u> Introduce the MC and/or the setting for the story.	
<u>Build-up</u> A monster and his/her minions appear and cause problems.	
<u>Problem</u> The monster is difficult to defeat.	
<u>Resolution</u> MC defeats the monster / saves the world.	
<u>Ending</u> All is well again. MC gets a reward.	

