


East Midlands

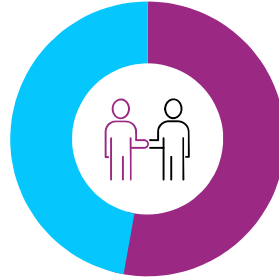
Employment

76.3%



UK average **76.1%**.

Female 72% Male 80.6%




Unemployment

4.3%



UK average **3.8%**.

Salary



The average income is **£26,826** a year

Working Hours



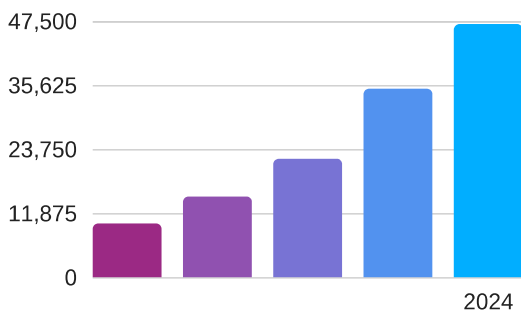
On average people work **31.6 hours** a week

Self-Employed

12.8%

381,862 people are self-employed

Predicted Job Growth



+47,000 extra jobs by 2024

Sectors set to grow

- Construction
- Wholesale and Retail
- Health and Social Work
- Transport & Storage
- Science & Technology
- Manufacturing

Where are the most jobs now?



Wholesale and Retail



Manufacturing



Health and Social Care



Education



Administration

UK Overview

Employment


The UK employment rate is **76.1%**
(80.3% male, 72% female)



Unemployment

The UK unemployment rate is **3.8%**
(4% male, 3.7% female)

Salary



The average income is **£29,009** a year

Working Hours



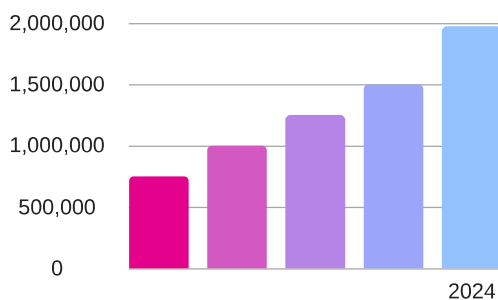
On average people work **31.9** hours a week

Self-Employed

14.7%

6,155,437 people are self-employed

Predicted Job Growth



6% growth
by 2024 creating
1,974,000
extra jobs
in the UK

Fastest growing sectors

- Financial Technology
- Digital Marketing
- Biotechnology
- Gaming and Virtual Reality
- I.T/Technology
- Engineering
- Healthcare

Where are the most jobs now?



Health and Social Care
(4.3million)



Wholesale and Retail
(4million)



Education
(3.4million)



Manufacturing
(2.9million)



Science and Technology
(2.4million)