




Moat Hall Primary

Welcome to Nursery




Meet the Team!

- Mrs Bradford- EYFS manager
- Mrs Jones- Nursery teacher
- Mrs Jones - Teaching assistant (N1s)
- Mrs Willets - Teaching assistant (N2)
- Miss Porter - Teaching Assistant(N2)
- Mrs Wise - Teaching Assistant (Mini Moats)
- Miss Lloyd - Teaching Assistant (Mini Moats)
- Miss Broadhurst- Teaching Assistant (Mini Moats)



Concerns/ complaints

- We hope you and your child are very happy at Moat Hall, however if you do have any issues, concerns or worries, we are happy to help!
- Class teacher
- EYFS manager
- Head teacher



Early Years Foundation Stage

- Your child's learning, development and care from birth to the end of their time in Reception class make up the Early Years Foundation Stage.
- During their time in Nursery, children will encounter speaking and listening, singing, dancing, stories, role-play and many other play based activities.
- They will be developing independence and vital skills that will get them off to a flying start when they move to Reception. **They are learning how to learn!**



Areas of learning




- How my child will be learning
- The EYFS Framework explains how and what your child will be learning to support their healthy development.
- Your child will be learning skills, acquiring new knowledge and demonstrating their understanding through **7 areas of learning and development**.
- Children should mostly develop the **3 prime areas** first.
These are:
 - **Communication and language;**
 - **Physical development; and**
 - **Personal, social and emotional development.**
- These prime areas are those most essential for your child's healthy development and future learning.



- As children grow, the prime areas will help them to develop skills in **4 specific areas**. These are:


- Literacy;
- Mathematics;
- Understanding the world; and
- Expressive arts and design.

Teachers will plan an exciting and challenging curriculum which will often develop many skills in one activity.



Nursery

- Nursery is split - N1 group and N2
- N2 children must attend mon-fri am for their 15hr entitlement.
- N1 sessions are more flexible.
- All children can use 30 hr funding if they are entitled.
- All children can book pm extra lunchtime and pm sessions.
- Children can stay for lunch at a cost of £1.50.
- Please complete the booking form if you require addition sessions.



Session times

8:40 doors open- children enter through playground door

11:40 am session ends - children are collected from the playground door

11.40-12.20 lunch session

12.20-3.20 pm session


Drop Off

Please wait with your child on the Early Years playground for the session to begin.


Could we please ask that children do not play with the equipment at this time.

Pick Up

Nursery parents collect from play ground



Learning Journeys



- Teachers assess the children in different ways.
- Through observations, snapshots and photo's
- Activities will be planned in order to help children achieve their next steps
- Children's learning journeys will show their progress and development throughout their time in EYFS.




Door policy



- For the children's own development and to encourage them to settle quickly, we ask that as soon as possible, you leave your child at the door.
- If you need to speak to the teacher, after school is a more appropriate time as this will not interrupt the children's learning.



Uniform



The school's uniform comprises of:

- a grey skirt, dress or grey or black trousers,
- a white shirt or polo shirt
- a Burgundy cardigan, sweatshirt or jumper.
- Your child will also require a pair of black shorts and a Burgundy T-shirt, which should be kept in a clearly labelled PE bag.
- We recommend children bring their PE bag to school on Monday mornings and take it home on Friday when they leave school.
- **Could you please ensure that all of your child's clothing is labelled with their name.**



Dinners

- Relish- Parents can order dinners on the relish app.
- Reception dinners are free
- Nursery dinners are £1.50 plus £1.50 supervision costs
- Dinners must be paid via Parent pay
- Children may bring a packed lunch





Snacks




We ask for a contribution of £1 per week payable each half term in a named envelope. Children will have access to a snack bar daily.

There is a choice of milk , water, variety of fruits and different healthy snacks available throughout the day.



Absences and Holidays




- It would be most helpful if you could telephone school if your child is ill and unable to attend.
- The school is no longer permitted to grant authorisation for holidays within school time.




Parental Involvement

- You are the expert on your child so we welcome your contributions.
- The information you provide us with when your child starts will help us to support your child and plan an enriched curriculum for them.
- We ask that you fill in achievement star and parent observations throughout the year to highlight your child's personal achievements.




- There will be opportunities for you to come into school and look at Learning journeys to see what your child has been doing, we also welcome your ideas about topics that your children are interested in.
- We have regular parent events such as "come and create" sessions.
- We welcome parent helpers. If you have time available to listen to children read please see a member of the EYFS team.



How can I help with my child's learning?

- Talk! Talk! Talk! - about everything!
- Talk about the numbers, colours, words and letters you see when you are out and about
- On a trip to the supermarket, talk about all the different packaging shapes
- Share a book
- Cook / bake together
- Allow your child to cut out and stick pictures from magazines
- Encourage mark making
- Be mindful of your own language/dialect (children write how they speak!)... expose your child to new exciting vocabulary



Expectations!



- Children are encouraged to be "kind and helpful"
- School behaviour policy "Good to be green"
- Visual chart - super star, sunshine, cloud, thunderstorm
- Class do jo's




Class Dojo

- Parents can link up to class Dojo
- Pictures of children enjoying their learning activities
- Children collect "Dojos" for rewards
- Children can have Dojos removed for unwanted behaviour.
- Teachers can inform parents of news/ notices.
- Please send us photo's of children's special moments or achievements at home.




Collection of Children - Password system

- You will be asked to select a password that only you will know.
- If you are picking your child up you must tell staff this password. This will ensure the safety of our children.
- Other adults you have given permission to pick up your child must be informed of this password.
- If they do not know the password the child will not be allowed to leave with that adult until we have contacted the parent.
- Please note the person collecting your child must be 16 years of age or older.




Outdoor Provision

- All Reception pupils are entitled to outdoor provision everyday, even in bad weather!
- Could your child please bring in a pair of wellies that they can leave in school.
- During warm weather please ensure children have sun cream and a hat.
- We also find it helps children in the skill of dressing themselves.
- Children will get dirty/wet please send a spare set of clothes. Remember their uniform is to protect their own clothes!



What does my child need to bring each day?




Please help us to help your child!

- Each day children need their book bag.
- Reading book and diary
- Water bottle- clearly labelled
- Spare clothes



What next?



- Over the summer look at the "school readiness" sheet and start to prepare your child.
- All forms in the pack need completing fully and returning to school as soon as possible.

